

Rubidoux Community Services District

Board of Directors

John Skerbelis, President
Hank Trueba Jr., Vice-President
Bernard Murphy
Armando Muniz
F. Forest Trowbridge



General Manager

Brian R. Laddusaw

Water Resource Management Refuse Collection Street Lights Fire / Emergency Services Weed Abatement

NOTICE AND AGENDA FOR THE RUBIDOUX COMMUNITY SERVICES DISTRICT BOARD MEETING

Thursday, April 18, 2024, at 4:00 PM

During this regular meeting of the Rubidoux Community Services District Board of Directors, members of the public will have the choice to attend and address the Board in person or attend and address the Board via Zoom.

Members of the public wanting to attend and/or address the Board virtually may do so by using the Zoom App or website for free at: <https://zoom.us/>

- Meeting ID is **994 957 9980**
- Passcode is: rcsd
- Call into the meeting number 1-669-444-9171

Only one person at a time may speak by telephone or Zoom and only after being recognized by the President of the Board.

Closed Session: At any time during the regular session, the Board may adjourn to a closed executive session to consider matter of litigation, personnel, negotiations, or to deliberate on decisions as allowed and pursuant with the open meetings laws. Discussion of litigation is within the Attorney/Client privilege and may be held in closed session.

Authority: Government code 11126-(a) (d) (q).

ADDITIONS TO THE AGENDA

In accordance with Section 54954.2 of the Government Code (Brown Act), additions to the agenda require a two-thirds vote of the entire Board, or, if fewer than two-thirds of the members are present, a unanimous vote of those members present, making findings that there is a need to take immediate action and that the need for action came to the attention of the District subsequent to the posting of the agenda.

1. **CALL TO ORDER** – John Skerbelis, President
2. **PLEDGE OF ALLEGIANCE** – General Manager
3. **ROLL CALL** – General Manager
4. **PUBLIC COMMENTS**

Members of the public are encouraged to address the Board of Directors. Anyone who wishes to speak on an item not on the published agenda must submit a comment request card to the General Manager or designee. Each speaker should begin by identifying themselves for the record and is allowed up to five minutes.

No one may give their time to a speaker during the public comment period of the meeting. It is requested that all present refrain from any action that might disrupt the orderly course of the meeting. Coarse, crude, profane, or vulgar language, or unsolicited comments from the audience, which disrupts or disturbs the Board meeting, may result in exclusion from the meeting.

The Ralph M. Brown Act, Government Code 54950, et. seq. prohibits members of the Board of Directors from taking formal action or discuss items not on the published agenda. As a result, immediate response to public comment may be limited.

5. **CONSENT CALENDAR**

Consent Calendar items are expected to be routine and non-controversial and are to be acted upon by the Board by one motion, without discussion. If any Board member, staff member, or interested person requests that an item be removed from the Consent Calendar for further discussion, it will be moved to the first item on the Action Agenda.

- A. Approval of Minutes for April 4, 2024, Regular Meeting
- B. Consideration to Approve April 19, 2024, Salaries, Expenses and Transfers
- C. **DM 2024-31**: Receive and File Statement of Cash Asset Schedule Report Ending February 2024

6. **CORRESPONDENCE AND RELATED INFORMATION**

7. **REPORTS**

- A. Operations Report (Second Meeting Each Month)
- B. Emergency and Incident Report (Second Meeting Each Month)

C. General Manager and Staff Reports / Updates

D. Committee Reports

8. ACTION / DISCUSSION ITEMS

A. **DM 2024-32:** Consideration to Approve Solid Waste Rate Increases for FY 2024|2025 and Authorize Staff to Prepare and Set Solid Waste Public Protest Hearing Pursuant to Proposition 2018

9. DIRECTORS COMMENTS AND REQUESTS

10. NEXT MEETING

Thursday, May 2, 2024, at 4:00 p.m.

11. ADJOURNMENT

Any person with a disability who requires a modification or accommodation in order to participate in this meeting, or any person with limited English proficiency (LEP) who requires language assistance to communicate with the Rubidoux Community Services District Board of Directors during the meeting, should contact the Rubidoux Community Services District Administrative Department, at (951) 684-7580 or admin@rcsd.org, no fewer than two (2) business days prior to this meeting to enable the Rubidoux Community Services District to make reasonable arrangements to assure accessibility or language assistance for this meeting.

DECLARATION OF POSTING

I, Brian Laddusaw, General Manager and Board Secretary to the Rubidoux Community Services District, certify that a copy of this has been posted in the District's main office, 3590 Rubidoux Blvd., Jurupa Valley, and on its website no less than seventy-two (72) hours before the start of the meeting.



Brian Laddusaw
General Manager-Secretary

4. **PUBLIC COMMENTS**

5. CONSENT CALENDAR

A. Approval of Minutes for April 4, 2024, Regular Meeting

**RUBIDOUX COMMUNITY SERVICES DISTRICT
BOARD OF DIRECTORS**

**MINUTES OF REGULAR MEETING
Thursday, April 4, 2024**

DIRECTORS PRESENT: Bernard Murphy
John Skerbelis
F. Forest Trowbridge
Hank Trueba, Jr.

DIRECTORS VIA ZOOM: Armando Muniz

STAFF PRESENT: Brian Laddusaw, General Manager
Ted Beckwith, Director of Engineering
Miguel Valdez, Director of Operations
Martha Perez, Customer Service/Accounts Payable
Manager
Melissa Trujillo, HR Generalist/Safety and Facilities
Coordinator
Kirk Hamblin, Director of Finance and Administration

VISITORS (SIGNED IN): Robin Griffin, Dir Planning, Jurupa Unified School District
Paula Ford, Asst. Supt., Jurupa Unified School District
Trenton Hansen, Supt., Jurupa Unified School District
William Otterman, Chief, Fire Station 38

ITEM 1. CALL TO ORDER

The meeting of the Board of Directors of the Rubidoux Community Services District by President Skerbelis, at 4:00 P.M., Thursday, April 4, 2024, in-person and by teleconferencing at the District's Administrative Office, 3590 Rubidoux Boulevard, Jurupa Valley, California.

*****Late Agenda Addition DM 2024-29 to ITEM 9B. ACTION/DISCUSSION ITEMS.**

ACTION:

The Board of Directors voted to add the Late Agenda Addition DM 2024-29 to ITEM 9B. ACTION/DISCUSSION ITEMS. Director Murphy moved, and Director Trowbridge seconded the addition to the agenda:

Roll call:

Ayes – 5
Noes – 0
Abstain – 0
Absent – 0

The motion was carried 5-0-0-0.

ITEM 2. PLEDGE OF ALLEGIANCE – General Manager

ITEM 3. ROLL CALL – General Manager

ITEM 4. PUBLIC COMMENTS

No public comments were provided during the meeting.

ITEM 5. PRESENTATION- Jurupa Unified School District

The Jurupa Unified School District (“JUSD”) personnel presented to the Board of Directors on the, “Facility Update and Potential November 2024 Local Bond.” The presenters included Robin Griffin, Director of Planning, and Paula Ford, Assistant Superintendent. Trenton Hansen, Superintendent, accompanied them. The presentation included an update on the 2014 JUSD Local Bond Measure “EE.” On November 14, 2014, voters approved the district’s \$144 million measure “EE” bonds funds, issued by the district in three phases over multiple years, were used at various school sites to upgrade career training and instructional technology, improve vocational facilities, science, and computer labs, improve school safety and security, repair aging classrooms, roofs, restrooms, and electrical systems. The measure EE bond project goals include the upgrade career training and instructional technology, improve vocational facilities, science and computer labs for modern careers and skilled trades, improve school safety and security and repair aging classrooms, roofs, restrooms, and electrical systems.

ITEM 6. CONSENT CALENDAR

- A. Approval of Minutes for March 21, 2024, Regular Meeting
- B. Consideration to Approve April 5, 2024, Salaries, Expenses and Transfers
- C. **DM 2024-27:** Consider Assignment of Participation Agreement for Tract 33617 (Stockdale Court) from JRC Rubidoux Industrial Landowner, LLC (“Developer”) to Birtcher Anderson Davis Associates Incorporated
- D. **DM 2024-28:** Consider Approval of ERS Environmental Services (“ERS”) Quote for the Repair of Manganese Filter #3 at the Leland Thompson Water Treatment Plant (“Thompson Plant”)

ACTION:

Director Murphy moved, and Director Trowbridge seconded to approve the Consent Calendar:

Roll call:

Ayes – 5
Noes – 0
Abstain – 0
Absent – 0

The motion was carried 5-0-0-0.

ITEM 7. CORRESPONDENCE AND RELATED INFORMATION

No information to report to the Board of Directors (“Board”).

ITEM 8. REPORTS

- A. Operations Report** (Second Meeting Each Month)
- B. Emergency and Incident Report** (Second Meeting Each Month)
- C. General Manager and Staff Reports / Updates**

GM Laddusaw commented on the Jurupa Valley Unified School District first ever State of the District scheduled for Thursday, April 18, 2024. The program is scheduled for 5 pm -7 pm and the reception from 7 pm -8 pm. He also commented on the cancellation of the Jurupa Community Services District Heli Hydrant Ribbon Cutting ceremony scheduled for Friday, April 5, 2024, at 10 am due to the weather conditions. He informed the Board of the upcoming Meet the Machines scheduled for Saturday, April 13th from 9 am- 1 pm. He also commented on the 12th Annual Mayor’s Breakfast on May 2nd from 7:30 am – 9:30 am. Lastly, he reminded the Board of the City of Jurupa Valley Public Works Department Open House scheduled for Saturday, May 18, 2024 from 8 am – 12 pm at the Jurupa Valley Operations Center.

D. Committee Reports

No information to report to the Board.

ITEM 9. ACTION/DISCUSSION ITEMS.

- A. DM 2024-30: Consider Amendment to the 2005 Design and Construction Manual to add Advanced Meter Infrastructure ("AMI") Meters to the Approved Material Specifications**

BACKGROUND:

The Rubidoux Community Services District (“District”) Board of Directors adopted the 1997 Design and Construction Manual (“Manual”) by Resolution 665 on June 5, 1997. The Manual was further updated in 2005 by staff via the Assistant General Manager / District Engineer at the time to bring the Manual to then current standards in the industry. The Manual is currently being revised and updated with a completely new Manual to keep it current with today’s standards,

practices, materials and products. The Manual update is expected to be completed by early 2025 and then brought to the Board of Directors for adoption. The 2005 edition of the Design and Construction Manual is available on the District's website at <https://www.rcsd.org/documents-plans>.

The current Manual has material specifications listing those materials to be used within the District. The purpose of having approved materials is to provide consistency for design of system improvements by consultants and developers, and by field staff during maintenance and repair of the water and sewer system. However, the current Manual does not have specifications for water meters ("meters") in the Approved Materials List.

In 2023, the District was awarded a Drought Resiliency Grant ("Grant") from the United States Bureau of Reclamation ("USBRE") to convert existing District meters to AMI meters. This Grant is in the amount of \$1,500,000 and these funds need to be utilized by the end of 2026 to replace the meters covered in the Grant. The Grant requires a 50% cost share; thus, the District will need to accumulate a project cost of \$3,000,000 to utilize all \$1,500,000 of the Grant funds. The Grant will only pay for approximately 5,000 of the District's approximate 7,000 meters. This is Phase 1 of the overall meter replacement program. The District intends to apply for another USBRE grant, Phase 2, for the balance of the meters in October 2024.

The District's current meters are mechanical meters using a paddle wheel to measure the amount of water flowing through the meter. The existing meters are either read at the meter itself or via a radio head which is read by the meter reader using a wand tapped on the meter to get the read. Some of the more recent meters installed by the District use a technology called Automatic Meter Reading ("AMR") which transmits a signal that is picked up by a receiver as the meter reader drives or walks down the street near the meters. After data collection, the meter data is transferred to a database where the District can bill customers based on actual consumption.

Paddle wheel meters are prone to read slow over time until they eventually stop reading altogether. This is due to internal mechanical parts wearing down. When meters read slowly, more water passes through the meter than what the meter reads, resulting in the customer being billed less than what they used. This creates two problems. First, the customer does not know how much water they are actually using which can lead to water being wasted.. Second, since the meter is reading less water than actually being used, the District is not billing its customers for the actual water used. Since every meter reads slightly differently as it ages each customer is not being billed in a fair and consistent manner. Those customers with newer meters are being fully billed versus customer with an older meter as those with older meters are not reading all the water passing through it.

AMI meters use electronic pulse in a magnetic field to read water flows which is known as a "Mag Meter". They have radio heads and a wireless communication system to provide continuous meter reads and transmit data to a central receiving point making near real time reads possible. This system is an integrated system of water meters, communication networks and data management systems that enables two-way communication between meter endpoints and the District. Unlike AMR, AMI doesn't require a meter reader to collect the data. Instead, the system automatically transmits the data directly to the utility at predetermined intervals.

As the meter data is sent to utilities via a fixed communication network the District can use the data to improve operational efficiencies and sustainability by effectively monitoring water usage and system efficiency, detecting malfunctions, and recognizing irregularities. AMI meters and the associated communication network can also provide data to the District's customers to

inform them of potential leaks the same day their usage goes outside of their normal usage rather than up to six weeks later when the customer receives a bill indicating excess water use. This helps reduce water waste, and it also lowers the customer's frustration level when looking at their bill weeks later, which has spiked due to a leak they may not be aware of.

With a fixed network, the District must work with a specific vendor to get the infrastructure and technologies up and running. This vendor will develop and build the communication network and provide the water meters that work with the network.

Staff has reviewed and interviewed AMI meter manufacturers for this project to determine the best meter for the District and narrowed the selection to Sensus and Neptune meters. After reviewing submittal information provided by Sensus and Neptune, staff has decided to use Neptune Meters. Some of the important and distinguishing Characteristics of the Neptune meter include the following:

- Neptune is the only manufacturer who has their own brass foundry in the USA located in Tallassee, Alabama. This is key for the "Buy American" requirements of the USBR Drought Resiliency Grant.
- Neptune is capable of an immediate backup mobile reading, with no reprogramming, if in an emergency situation where the AMI infrastructure went down. No other AMI vendor is capable of this.
- Neptune has a proven design of an integrated Radio and Register (R900i) which eliminates small wires and keeps the system performing at its highest levels.
- Neptune has a proven history of backwards compatibility leaving no customer left behind. Radios installed over 20 years ago can transmit through Neptune's current AMI network.
- Neptune Mach10 has the highest sampling rate in the industry at 4x per second.
- Neptune has local presence and support. Offices are located in Riverside, CA.
- Neptune has proven AMI systems with surrounding utilities. East Valley, Redlands, Western Water, Victorville, Fontana Water, San Gabriel, Indio Water Authority, Corona, Mission Springs.
- Neptune has the ability to meet the Grant schedule.

ACTION:

Director Trowbridge moved, and Director Murphy seconded to approve the:

Authorization to the General Manager, or his designee, to amend the 2005 Design and Construction Manual to include in the Approved Materials List the Neptune Mach 10 Meter and to add the updated specification for the meters.

Roll call:

Ayes – 5
Noes – 0
Abstain – 0
Absent – 0

The motion was carried 5-0-0-0.

B. Late Agenda Addition DM 2024-29: Acceptance of Landscape Design Indemnification and Hold Harmless Agreement between Rubidoux Community Services District (“District”) and Western Municipal Water District (“Western Water”)

BACKGROUND:

On October 13, 2023, Governor Newsom signed Assembly Bill 1572 (“AB 1572”) into law, amending Water Code sections 10540, 10608.12, and 10608.22, and adding Water Code section 110. The new law prohibits public agencies, restaurants, corporate campuses, industrial parks, and certain other property owners from watering “nonfunctional turf” using potable water. Nonfunctional turf is defined as ornamental and not used for recreation. The law does not impose restrictions on residential yards, cemeteries, parks, golf courses, and sports fields, and permits the use of potable water to the extent it is necessary to ensure the health of trees or other perennial non-turf plants. Noncompliance by a person or entity shall be subject to civil liability and penalties. This law closely resembles the State Water Resources Control Board’s (“SWRCB”) June 10, 2022, emergency regulation prohibiting the use of potable water to irrigate nonfunctional turf. The effective date for compliance with this law for local government agencies is January 1, 2027.

The District has at its Administration Office site nearly 5,000 square feet of non-functional turf and is moving towards removing it and replacing it with drought tolerant landscape. Currently, rebates of \$4.00 per square foot of turf removal are available from Western Water and the Metropolitan Water District of Southern California (“MWD”) to replace the turf with drought tolerant landscaping. This is expected to increase to \$5.00 per square foot in May 2024. To qualify for the rebate, the District needs to submit a landscaping plan to MWD for acceptance. The preparation of the plan involves some effort and staff time or the hiring of an outside landscape designer. Western Water has an assistance program to provide for the design and is paying for the design of the landscaping at no cost to the District. The design is being done by Alison Loukeh, owner of ALWaterwise. It should be noted that after this project is completed, the District intends to perform turf removal and replacement at the Fire Station Property at Avalon and Mission Blvd.

Although the effective date for compliance with this law is a few years away, the funding for preparing the plans and the rebates for removal of the turf and replacing it with drought tolerant landscaping is available now and the District has the opportunity to demonstrate to the public that drought tolerant landscaping can be done in a way that not only saves water but also has great aesthetic value with most of the cost covered by the financial assistance from Western Water and the rebate for turf removal. Additionally, AB 1573 invokes the penalties of Water Code Section 1846 which are \$500 per day of violation.

As part of this program Western Water requires the recipient to indemnify Western Water for any liability resulting from errors in the design. The design is relatively simple showing the

location, type, and quantity of plants as well as other landscape features. The District's exposure to loss is expected to be minimal as the plans will be reviewed by MWD for compliance with the rebate program and the landscape designer will correct any comments made by MWD before it will be accepted.

ACTION:

Director Murphy moved, and Director Trowbridge seconded to authorize the:

1. The General Manager, or his designee, to sign the Landscape Design Indemnification and Hold Harmless Agreement.
2. Director Murphy requested District staff to source additional literature "SoCal Yard Transformation: A Step-by-Step Guide to Get the Yard You Want." from Western Water District to include at the Office front counter and the District website.

Roll call:

Ayes – 5

Noes – 0

Abstain – 0

Absent – 0

The motion was carried 5-0-0-0.

ITEM 10. DIRECTOR'S COMMENTS AND REQUESTS

Director Murphy commented on the past droughts the state of California was experiencing. He stated the bias in the articles available to read when the state has wet years vs the years it was experiencing a drought. Director Trueba commented GM Laddusaw did a great job presenting at the District 5 Town Hall meeting. Director Muniz apologized for not attending the meeting in person. Director Skerbelis and Director Trowbridge had no comment.

ITEM 11. NEXT MEETING

Thursday, April 18, 2024, at 4:00 P.M.

ITEM 11. ADJOURNMENT

President Skerbelis adjourned the meeting at 4:52 P.M.

5. **CONSENT CALENDAR** (continued)

B. Consideration to Approve April 19, 2024, Salaries, Expenses and Transfers

RUBIDOUX COMMUNITY SERVICES DISTRICT
 APRIL 18, 2024 (BOARD MEETING)
FUND TRANSFER AUTHORIZATION

NET PAYROLL 4/26/24	84,600.00
WIRE TRANSFER: FEDERAL PAYROLL TAXES 4/29/24	30,000.00
WIRE TRANSFER: STATE PAYROLL TAXES 4/29/24	6,300.00
WIRE TRANSFER: TO CREDIT UNION	5,400.00
WIRE TRANSFER: PERS RETIREMENT	23,000.00
WIRE TRANSFER: PERS REPLACEMENT BENEFIT	2,675.61
WIRE TRANSFER: SECTION 125	299.99
WIRE TRANSFER: SECTION 457 AND 401(A)	2,100.00

CHECKING ACCOUNT TRANSFERS FOR ACCOUNTS PAYABLE:

4/19/2024 WATER FUND TO GENERAL FUND-Payables	196,717.25
WATER FUND TO GENERAL FUND-Trash	196,042.06
WATER FUND TO SEWER FUND	121,026.97
SEWER FUND TO GENERAL FUND-Payables	43,877.41

INTERFUND TRANSFERS:

4/19/2024 SEWER FUND CHECKING TO LAIF SEWER OP	80,000.00
LAIF GRANT-TRASH TO LAIF PROP TAX	55,379.14
LAIF PROPERTY TAX TO GENERAL FUND CHECKING	35,000.00
WATER FUND CHECKING TO LAIF WATER OP	25,000.00
LAIF WATER OP TO LAIF WATER REPLACEMENT	15,231.80

NOTES PAYABLE

<u>DESCRIPTION</u>	<u>BALANCE</u>	<u>PAYMENT</u>	<u>DUE DATE</u>
U.S. Bank Trust (1998 COP's Refunding)	690,000 Prin.	690,000	Dec-24
U.S. Bank Trust (1998 COP's Refunding)	35,190 Intr.	17,595	Jun-24
MN Plant-State Revolving Loan	3,193,541 Prin.	141,050	Jul-24
MN Plant-State Revolving Loan	448,418 Intr.	41,048	Jul-24
2022 Obligations	3,261,158 Prin.	320,355	Jul-24
2022 Obligations	467,492 Intr.	49,733	Jul-24

AP Enter Bills Edit Report
Rubidoux Community Services District (RCSACT)
Batch: AAAAXN

4/16/2024 11:20:48 AM

Page 1

Tr. #	Vendor	Inv Date	Paid Out	Immediate	Credit Card Vendor	Due Date	Discount Date	Invoice #
PO Number		Inv Date	Immediate GL Account	Check #		Due Date	Discount Date	Discount
GL Date		Immediate GL Account		Credit Card	CC Reference #	Payment Date		Total Invoice
1	AT&T / AT&T							000021521025
PHN CHGS		04/07/2024	N	N		05/14/2024	04/07/2024	\$0.00
04/18/2024				N				\$521.64
2	ACORN / ACORN TECHNOLOGY SERVICE							11214
APRIL 24" IT SUPT		04/01/2024	N	N		05/01/2024	04/01/2024	\$0.00
04/18/2024				N				\$5,323.50
3	ACTION PLUMBING SUPPLY, LLC / Action Plumbing Su							015887
CONCRETE MIX		03/30/2024	N	N		04/29/2024	03/30/2024	\$0.00
04/18/2024				N				\$357.51
4	ACTION PLUMBING SUPPLY, LLC / Action Plumbing Su							015887-01
PARTS		03/30/2024	N	N		04/29/2024	03/30/2024	\$0.00
04/18/2024				N				\$7.43
5	AIRGAS / AIRGAS USA, LLC							5507180331
TNK RNTL		03/31/2024	N	N		04/30/2024	03/31/2024	\$0.00
04/18/2024				N				\$114.76
6	AMERICAN SAFETY PRODUCTS / AMERICAN SAFETY							5038
NITRILE GLVS		03/29/2024	N	N		04/28/2024	03/29/2024	\$0.00
04/18/2024				N				\$1,140.04
7	BABCOCK E S SONS INC / BABCOCK, E S & SONS, IN							CC41841-0267
LAB FEES		03/27/2024	N	N		04/26/2024	03/27/2024	\$0.00
04/18/2024				N				\$787.01
8	BABCOCK E S SONS INC / BABCOCK, E S & SONS, IN							CC41842-0267
WTR ANALYSES		03/27/2024	N	N		04/26/2024	03/27/2024	\$0.00
04/18/2024				N				\$118.86
9	BABCOCK E S SONS INC / BABCOCK, E S & SONS, IN							CC41844-0267
WTR ANALYSES		03/27/2024	N	N		04/26/2024	03/27/2024	\$0.00
04/18/2024				N				\$99.05
10	BABCOCK E S SONS INC / BABCOCK, E S & SONS, IN							CC41936-0267
WTR ANALYSES		03/28/2024	N	N		04/27/2024	03/28/2024	\$0.00
04/18/2024				N				\$40.00
11	BABCOCK E S SONS INC / BABCOCK, E S & SONS, IN							CC41937-0267
WTR ANALYSES		03/28/2024	N	N		04/27/2024	03/28/2024	\$0.00
04/18/2024				N				\$200.00
12	BABCOCK E S SONS INC / BABCOCK, E S & SONS, IN							CC41974-0267
WTR ANALYSES		03/31/2024	N	N		04/30/2024	03/31/2024	\$0.00
04/18/2024				N				\$2,200.00
13	BABCOCK E S SONS INC / BABCOCK, E S & SONS, IN							CD40079-0267
WTR ANALYSES		04/02/2024	N	N		05/02/2024	04/02/2024	\$0.00
04/18/2024				N				\$84.00
14	BABCOCK E S SONS INC / BABCOCK, E S & SONS, IN							CD40080-0267
WTR ANALYSES		04/02/2024	N	N		05/02/2024	04/02/2024	\$0.00
04/18/2024				N				\$62.00
15	BABCOCK E S SONS INC / BABCOCK, E S & SONS, IN							CD40081-0267
WTR ANALYSES		04/02/2024	N	N		05/02/2024	04/02/2024	\$0.00
04/18/2024				N				\$84.00
16	BABCOCK E S SONS INC / BABCOCK, E S & SONS, IN							CD40082-0267
WTR ANALYSES		04/02/2024	N	N		05/02/2024	04/02/2024	\$0.00
04/18/2024				N				\$90.00

Handwritten mark

AP Enter Bills Edit Report
Rubidoux Community Services District (RCSACT)
 Batch: AAAAXN

4/16/2024 11:20:48 AM

Page 2

Tr. #	Vendor	Inv Date	Paid Out	Immediate	Credit Card Vendor	Due Date	Discount Date	Invoice #
PO Number		Inv Date	Immediate GL Account	Check #		Due Date	Discount Date	Discount
GL Date		Immediate GL Account		Credit Card	CC Reference #		Payment Date	Total Invoice
17	BABCOCK E S SONS INC / BABCOCK, E S & SONS, IN							CD40083-0267
WTR ANALYSES		04/02/2024	N	N		05/02/2024	04/02/2024	\$0.00
04/18/2024					N			\$48.00
18	BABCOCK E S SONS INC / BABCOCK, E S & SONS, IN							CD40084-0267
WTR ANALYSES		04/02/2024	N	N		05/02/2024	04/02/2024	\$0.00
04/18/2024					N			\$42.00
19	BABCOCK E S SONS INC / BABCOCK, E S & SONS, IN							CD40097-0267
WTR ANALYSES		04/02/2024	N	N		05/02/2024	04/02/2024	\$0.00
04/18/2024					N			\$1,952.16
20	BABCOCK E S SONS INC / BABCOCK, E S & SONS, IN							CD40241-0267
WTR ANALYSES		04/03/2024	N	N		05/03/2024	04/03/2024	\$0.00
04/18/2024					N			\$1,650.00
21	BRINKS / BRINKS INC.							12580278
APR.24"ARMRD		04/01/2024	N	N		05/01/2024	04/01/2024	\$0.00
04/18/2024					N			\$1,478.89
22	BUSINESS / BUSINESS TELECOMMUNICATION SYSTI							21128
TELEPHONE		04/02/2024	N	N		05/02/2024	04/02/2024	\$0.00
04/18/2024					N			\$618.67
23	CALIFORNIA UNDERGROUND / CALIF UNDERGROUN							23-2425157
DIG SAFE		04/01/2024	N	N		05/01/2024	04/01/2024	\$0.00
04/18/2024					N			\$35.38
24	CARQUEST AUTO PARTS / CARQUEST AUTO PARTS							7456-541623
PARTS		03/28/2024	N	N		04/27/2024	03/28/2024	\$0.00
04/18/2024					N			\$51.53
25	EAGLE AERIAL / EAGLE AERIAL SOLUTOINS							20504
WTR VIEW SUBS		02/19/2024	N	N		03/19/2024	02/19/2024	\$0.00
04/18/2024					N			\$15,988.00
26	GEOTAB / GEOTAB USA, INC							IN378191
MAR.24"TRK TCKER		03/31/2024	N	N		04/30/2024	03/31/2024	\$0.00
04/18/2024					N			\$415.00
27	HARRINGTON INDUSTRIAL / HARRINGTON INDUSTRI							012N0109
PVC		03/26/2024	N	N		04/25/2024	03/26/2024	\$0.00
04/18/2024					N			\$249.23
28	HARRINGTON INDUSTRIAL / HARRINGTON INDUSTRI							012N0130
PVC		03/27/2024	N	N		04/26/2024	03/27/2024	\$0.00
04/18/2024					N			\$99.63
29	HARRINGTON INDUSTRIAL / HARRINGTON INDUSTRI							012N0131
CLAMP FASTENER		03/27/2024	N	N		04/26/2024	03/27/2024	\$0.00
04/18/2024					N			\$203.58
30	HARRINGTON INDUSTRIAL / HARRINGTON INDUSTRI							012N0167
PVC		03/28/2024	N	N		04/27/2024	03/28/2024	\$0.00
04/18/2024					N			\$63.19
31	HARPER BURNS LLP / HARPER & BURNS LLP							20240401.A
CITY RVSD APPEAL		04/01/2024	N	N		05/01/2024	04/01/2024	\$0.00
04/18/2024					N			\$350.00
32	HARPER BURNS LLP / HARPER & BURNS LLP							20240401.B
MAR.24" LGL SVC		04/01/2024	N	N		05/01/2024	04/01/2024	\$0.00
04/18/2024					N			\$3,700.00

Handwritten mark

AP Enter Bills Edit Report
Rubidoux Community Services District (RCSACT)
Batch: AAAAXN

4/16/2024 11:20:48 AM

Page 3

Tr. #	Vendor	Inv Date	Paid Out	Immediate	Credit Card Vendor	Due Date	Discount Date	Invoice #
PO Number		Inv Date	Immediate GL Account		Check #			Discount
GL Date		Inv Date	Immediate GL Account		Credit Card	CC Reference #	Payment Date	Total Invoice
33	INFOSEND / INFOSEND, INC							259945.A
MAR.24	POSTAGE	03/29/2024	N	N			04/28/2024 03/29/2024	\$0.00
04/18/2024					N			\$2,745.08
34	INFOSEND / INFOSEND, INC							259945.B
MAR.24	BILL PRINT	03/29/2024	N	N			04/29/2024 03/29/2024	\$0.00
04/18/2024					N			\$806.82
35	RAQUEL FARLEY / RAQUEL FARLEY							10504800-00
RFND	OVRPYMT	04/03/2024	N	N			05/03/2024 04/03/2024	\$0.00
04/18/2024					N			\$90.64
36	KH METALS / KH METALS & SUPPLY							0665291-IN
SUPPLIES		03/27/2024	N	N			04/26/2024 03/27/2024	\$0.00
04/18/2024					N			\$83.25
37	KH METALS / KH METALS & SUPPLY							0665263-IN
PARTS		03/27/2024	N	N			04/26/2024 03/27/2024	\$0.00
04/18/2024					N			\$98.15
38	KH METALS / KH METALS & SUPPLY							0665348-IN
PARTS		03/27/2024	N	N			04/26/2024 03/27/2024	\$0.00
04/18/2024					N			\$46.11
39	KH METALS / KH METALS & SUPPLY							0665394-IN
PARTS		03/28/2024	N	N			04/27/2024 03/28/2024	\$0.00
04/18/2024					N			\$237.72
40	KL VENTURES / KL VENTURES							15130000-03
HYDNT MTR	RFND	03/28/2024	N	N			04/27/2024 03/28/2024	\$0.00
04/18/2024					N			\$2,439.37
41	KVL TIRES / KVL TIRES							1-199443
R&M TRUCK		04/12/2024	N	N			05/12/2024 04/12/2024	\$0.00
04/18/2024					N			\$42.05
42	LILLESTRAND / LILLESTRAND LEADERSHIP CONSUL							7981
CNSLT.BECK/LADDUSAW		03/31/2024	N	N			04/30/2024 03/31/2024	\$0.00
04/18/2024					N			\$1,250.00
43	MASTER'S / MASTER'S SERVICES (GLACIER)							000000980203
BTL WTR		03/27/2024	N	N			04/26/2024 03/27/2024	\$0.00
04/18/2024					N			\$89.25
44	MCMASTER-CARR / McMASTER-CARR SUPPLY CO							24376597
PARTS		03/26/2024	N	N			04/25/2024 03/26/2024	\$0.00
04/18/2024					N			\$278.94
45	MERIT OIL / MERIT OIL COMPANY							833520
GASOLINE		03/20/2024	N	N			04/04/2024 03/20/2024	\$0.00
04/18/2024					N			\$1,530.47
46	MERIT OIL / MERIT OIL COMPANY							834761
GASOLINE		03/27/2024	N	N			04/11/2024 03/27/2024	\$0.00
04/18/2024					N			\$1,013.31
47	MV ENGINEERING SERVICES, INC / MV ENGINEERIN							2024-42
DEV.SERVICES		04/01/2024	N	N			05/01/2024 04/01/2024	\$0.00
04/18/2024					N			\$2,416.00
48	MV ENGINEERING SERVICES, INC / MV ENGINEERIN							2024-43
ADM.ASSISTANCE		04/01/2024	N	N			05/01/2024 04/01/2024	\$0.00
04/18/2024					N			\$200.00

44

AP Enter Bills Edit Report
Rubidoux Community Services District (RCSACT)
Batch: AAAAXN

4/16/2024 11:20:48 AM

Page 4

Tr. #	Vendor	Inv Date	Paid Out	Immediate	Credit Card Vendor	Due Date	Discount Date	Invoice #
PO Number		Inv Date	GL Account	Immediate	Check #			Discount
GL Date		Immediate	GL Account		Credit Card	CC Reference #	Payment Date	Total Invoice
49	MV ENGINEERING SERVICES, INC / MV ENGINEERIN							2024-44
WTR CNSLT		04/01/2024	N	N			05/01/2024 04/01/2024	\$0.00
04/18/2024					N			\$466.00
50	NORTHSTAR CHEMICALS / NORTHSTAR CHEMICAL							277717
SODIUM SULFITE		03/26/2024	N	N			04/25/2024 03/26/2024	\$0.00
04/18/2024					N			\$4,569.07
51	PRECISION SIGN / PRECISION SIGN & GRAPHICS							INV-8467
RCSD SIGNAGE		02/06/2024	N	N			03/07/2024 02/06/2024	\$0.00
04/18/2024					N			\$2,645.14
52	RING BENDER / RING BENDER LLP							12070
CITY RVSD APPEAL		04/03/2024	N	N			05/03/2024 04/03/2024	\$0.00
04/18/2024					N			\$33,762.45
53	FELIPE ROBLEDO JR. / FELIPE ROBLEDO JR.							20240326
DISTRIBUTION CERT		03/26/2024	N	N			04/25/2024 03/26/2024	\$0.00
04/18/2024					N			\$317.00
54	JEANETTE ROBLEDO / JEANETTE ROBLEDO							13420000-02
RFND OVRPYMT		04/04/2024	N	N			05/04/2024 04/04/2024	\$0.00
04/18/2024					N			\$11.69
55	SEQUANOTA PARTNERS,LP / SEQUANOTA PARTNER							15140020-00
HYDNT MTR RFND		04/04/2024	N	N			05/04/2024 04/04/2024	\$0.00
04/18/2024					N			\$2,522.87
56	SCE / SCE							24A700244764992
STRT LIGHTS		04/01/2024	N	N			05/01/2024 04/01/2024	\$0.00
04/18/2024					N			\$149.34
57	SCE / SCE							24A600000522796
STRT LIGHTS		04/03/2024	N	N			05/03/2024 04/03/2024	\$0.00
04/18/2024					N			\$15,130.77
58	SCE / SCE							24A700040982544
MAIN OFC UTILITY		04/06/2024	N	N			05/06/2024 04/06/2024	\$0.00
04/18/2024					N			\$1,316.23
59	SCE / SCE							24A700617778997
FIRE STN UTILITY		04/06/2024	N	N			05/06/2024 04/06/2024	\$0.00
04/18/2024					N			\$1,496.51
60	SCG / THE GAS COMPANY							24A05925730565
FIRE STN UTILITY		04/03/2024	N	N			05/03/2024 04/03/2024	\$0.00
04/18/2024					N			\$145.93
61	SCG / THE GAS COMPANY							17882256005
MAIN OFC UTILITY		04/03/2024	N	N			05/03/2024 04/03/2024	\$0.00
04/18/2024					N			\$132.18
62	SCG / THE GAS COMPANY							24A01302181001
FLD OFC UTILITY		04/03/2024	N	N			05/03/2024 04/03/2024	\$0.00
04/18/2024					N			\$15.29
63	SCG / THE GAS COMPANY							24A12013321489
5473 OFC UTILITY		04/03/2024	N	N			05/03/2024 04/03/2024	\$0.00
04/18/2024					N			\$15.29
64	SOCAL JCB / SOCAL JCB							W06956
R&M TRUCK		03/26/2024	N	N			04/25/2024 03/26/2024	\$0.00
04/18/2024					N			\$2,075.66

KH

AP Enter Bills Edit Report

Rubidoux Community Services District (RCSACT)

4/16/2024 11:20:48 AM

Batch: AAAAXN

Page 5

Tr. #	Vendor	Inv Date	Paid Out	Immediate	Credit Card Vendor	Due Date	Discount Date	Invoice #
PO Number		Inv Date	GL Account		Check #			Discount
GL Date		Immediate			Credit Card	CC Reference #	Payment Date	Total Invoice
65	SOCAL TRUCK / SOCAL TRUCKWORKS							13810
R&M TRUCK		03/21/2024	N	N		04/20/2024	03/21/2024	\$0.00
04/18/2024					N			\$103.35
66	STREAMLINE_DIGITAL / STREAMLINE							B89E97D4-0041
APR-MAY 24" WEBSITE		04/01/2024	N	N		05/01/2024	04/01/2024	\$0.00
04/18/2024					N			\$497.00
67	TEKCOLLECT / TEK COLLECT							564694
COLLECTION FEE		03/31/2024	N	N		04/30/2024	03/31/2024	\$0.00
04/18/2024					N			\$94.80
68	UNDERGROUND SERVICE ALERT / UNDERGROUND :							320240569
DIG SAGE		04/01/2024	N	N		05/01/2024	04/01/2024	\$0.00
04/18/2024					N			\$188.50
69	UPS / UNITED PARCEL SERVICE							0000F908W2114
POSTAGE		03/16/2024	N	N		04/15/2024	03/16/2024	\$0.00
04/18/2024					N			\$28.37
70	UPS / UNITED PARCEL SERVICE							0000F908W2124
POSTAGE		03/23/2024	N	N		04/22/2024	03/23/2024	\$0.00
04/18/2024					N			\$51.48
71	UPS / UNITED PARCEL SERVICE							000F908W2144
POSTAGE		04/06/2024	N	N		05/06/2024	04/06/2024	\$0.00
04/18/2024					N			\$15.36
72	VERIZON WIRELESS / VERIZON WIRELESS							9960502118
CEL PHN CHRGS		04/01/2024	N	N		04/23/2024	04/01/2024	\$0.00
04/18/2024					N			\$743.66
73	WESTERN MUNICIPAL WATER / WESTERN MUNICIPA							RI5090
APRIL 24" BRINE FXD		04/01/2024	N	N		05/01/2024	04/01/2024	\$0.00
04/18/2024					N			\$749.94
74	AQUA METRIC SALES / AQUA METRIC SALES CO							INV0100781
TR WIRE		04/04/2024	N	N		05/04/2024	04/04/2024	\$0.00
04/18/2024					N			\$1,185.25
75	AQUA METRIC SALES / AQUA METRIC SALES CO							INV0100782
2"REG		04/04/2024	N	N		05/04/2024	04/04/2024	\$0.00
04/18/2024					N			\$5,792.64
76	BABCOCK E S SONS INC / BABCOCK, E S & SONS, IN							CD40346-0267
WTR ANALYSES		04/05/2024	N	N		05/05/2024	04/05/2024	\$0.00
04/18/2024					N			\$40.00
77	BABCOCK E S SONS INC / BABCOCK, E S & SONS, IN							CD40347-0267
WTR ANALYSES		04/05/2024	N	N		05/05/2024	04/05/2024	\$0.00
04/18/2024					N			\$80.00
78	BABCOCK E S SONS INC / BABCOCK, E S & SONS, IN							CD40348-0267
WTR ANALYSES		04/05/2024	N	N		05/05/2024	04/05/2024	\$0.00
04/18/2024					N			\$160.00
79	BABCOCK E S SONS INC / BABCOCK, E S & SONS, IN							CD40349-0267
WTR ANALYSES		04/05/2024	N	N		05/05/2024	04/05/2024	\$0.00
04/18/2024					N			\$100.00
80	BABCOCK E S SONS INC / BABCOCK, E S & SONS, IN							CD40350-0267
WTR ANALYSES		04/05/2024	N	N		05/05/2024	04/05/2024	\$0.00
04/18/2024					N			\$80.00

X-H

AP Enter Bills Edit Report
Rubidoux Community Services District (RCSACT)
Batch: AAAAXN

4/16/2024 11:20:48 AM

Page 6

Tr. #	Vendor	Inv Date	Paid Out	Immediate	Credit Card Vendor	Due Date	Discount Date	Invoice #
PO Number		Inv Date	Immediate GL Account	Check #		Due Date	Discount Date	Discount
GL Date		Immediate GL Account		Credit Card	CC Reference #		Payment Date	Total Invoice
81	BABCOCK E S SONS INC / BABCOCK, E S & SONS, IN							CD40410-0267
WTR ANALYSES		04/08/2024	N	N		05/08/2024	04/08/2024	\$0.00
04/18/2024				N				\$1,925.00
82	BABCOCK E S SONS INC / BABCOCK, E S & SONS, IN							CD40412-0267
WTR ANALYSES		04/08/2024	N	N		05/08/2024	04/08/2024	\$0.00
04/18/2024				N				\$60.00
83	BABCOCK E S SONS INC / BABCOCK, E S & SONS, IN							CD40413-0267
WTR ANALYSES		04/08/2024	N	N		05/08/2024	04/08/2024	\$0.00
04/18/2024				N				\$200.00
84	BABCOCK E S SONS INC / BABCOCK, E S & SONS, IN							CD40432-0267
WTR ANALYSES		04/08/2024	N	N		05/08/2024	04/08/2024	\$0.00
04/18/2024				N				\$42.00
85	BABCOCK E S SONS INC / BABCOCK, E S & SONS, IN							CD40434-0267
WTR ANALYSES		04/08/2024	N	N		05/08/2024	04/08/2024	\$0.00
04/18/2024				N				\$90.00
86	BABCOCK E S SONS INC / BABCOCK, E S & SONS, IN							CD40435-0267
WTR ANALYSES		04/08/2024	N	N		05/08/2024	04/08/2024	\$0.00
04/18/2024				N				\$480.00
87	BABCOCK E S SONS INC / BABCOCK, E S & SONS, IN							CD40437-0267
WTR ANALYSES		04/08/2024	N	N		05/08/2024	04/08/2024	\$0.00
04/18/2024				N				\$62.00
88	BABCOCK E S SONS INC / BABCOCK, E S & SONS, IN							CD40438-0267
WTR ANALYSES		04/08/2024	N	N		05/08/2024	04/08/2024	\$0.00
04/18/2024				N				\$48.00
89	BABCOCK E S SONS INC / BABCOCK, E S & SONS, IN							CD40448-0267
WTR ANALYSES		04/08/2024	N	N		05/08/2024	04/08/2024	\$0.00
04/18/2024				N				\$126.00
90	BABCOCK E S SONS INC / BABCOCK, E S & SONS, IN							CD40495-0267
WTR ANALYSES		04/09/2024	N	N		05/09/2024	04/09/2024	\$0.00
04/18/2024				N				\$40.00
91	BABCOCK E S SONS INC / BABCOCK, E S & SONS, IN							CD40507-0267
WTR ANALYSES		04/09/2024	N	N		05/09/2024	04/09/2024	\$0.00
04/18/2024				N				\$60.00
92	BABCOCK E S SONS INC / BABCOCK, E S & SONS, IN							CD40565-0267
WTR ANALYSES		04/09/2024	N	N		05/09/2024	04/09/2024	\$0.00
04/18/2024				N				\$20.00
93	BABCOCK E S SONS INC / BABCOCK, E S & SONS, IN							CD40566-0267
WTR ANALYSES		04/09/2024	N	N		05/09/2024	04/09/2024	\$0.00
04/18/2024				N				\$40.00
94	BABCOCK E S SONS INC / BABCOCK, E S & SONS, IN							CD40573-0267
LAB FEES		04/09/2024	N	N		05/09/2024	04/09/2024	\$0.00
04/18/2024				N				\$787.01
95	BABCOCK E S SONS INC / BABCOCK, E S & SONS, IN							CD40574-0267
WTR ANALYSES		04/09/2024	N	N		05/09/2024	04/09/2024	\$0.00
04/18/2024				N				\$550.00
96	BABCOCK E S SONS INC / BABCOCK, E S & SONS, IN							CD40575-0267
WTR ANALYSES		04/09/2024	N	N		05/09/2024	04/09/2024	\$0.00
04/18/2024				N				\$550.00

K4

AP Enter Bills Edit Report

Rubidoux Community Services District (RCSACT)

4/16/2024 11:20:48 AM

Batch: AAAAXN

Page 7

Tr. #	Vendor	Inv Date	Paid Out	Immediate	Credit Card Vendor	Due Date	Discount Date	Invoice #
PO Number		Inv Date	Immediate GL Account	Check #		Due Date	Discount Date	Discount
GL Date		Inv Date	Immediate GL Account	Credit Card	CC Reference #		Payment Date	Total Invoice
97	CITY SERVICE CONTRACTING INC, CITY SERVICE PA							T2655
ASPHALT		04/02/2024	N	N		05/02/2024	04/02/2024	\$0.00
04/18/2024					N			\$3,745.00
98	CLINICAL LABORATORY OF SAN BERNARDINO / CLIN							2400559-RUBI01
WTR ANALYSES		04/09/2024	N	N		05/09/2024	04/09/2024	\$0.00
04/18/2024					N			\$4,509.00
99	C WELLS / C. WELLS PIPELINE MATLS, INC							SIN24-1815
PARTS		04/03/2024	N	N		05/03/2024	04/03/2024	\$0.00
04/18/2024					N			\$2,903.63
100	EVOQUA / EVOQUA WATER TECH LLC							53471450
GASKETS		03/28/2024	N	N		04/27/2024	03/28/2024	\$0.00
04/18/2024					N			\$4,788.88
101	GRAINGER / GRAINGER							9077265651
SUPPLIES		04/05/2024	N	N		05/05/2024	04/05/2024	\$0.00
04/18/2024					N			\$356.70
102	HARRINGTON INDUSTRIAL / HARRINGTON INDUSTRI							012N0241
PARTS		04/03/2024	N	N		05/03/2024	04/03/2024	\$0.00
04/18/2024					N			\$1,380.65
103	MCMASTER-CARR / McMASTER-CARR SUPPLY CO							24514521
PARTS		03/28/2024	N	N		04/27/2024	03/28/2024	\$0.00
04/18/2024					N			\$317.03
104	ROYAL INDUSTRIAL / ROYAL INDUSTRIAL SOLUTIONS							6441-1118366
SUPPLIES		04/05/2024	N	N		05/05/2024	04/05/2024	\$0.00
04/18/2024					N			\$230.55
105	SCAQMD / SCAQMD							4315325
PERMITS/ASSC DUES		03/01/2024	N	N		03/31/2024	03/01/2024	\$0.00
04/18/2024					N			\$504.91
106	SCAQMD / SCAQMD							4315326
PERMITS/ASSC DUES		03/01/2024	N	N		03/31/2024	03/01/2024	\$0.00
04/18/2024					N			\$504.91
107	SCAQMD / SCAQMD							4318056
PERMITS/ASSC DUES		03/01/2024	N	N		03/31/2024	03/01/2024	\$0.00
04/18/2024					N			\$160.35
108	SCAQMD / SCAQMD							4318059
PERMITS/ASSC DUES		03/01/2024	N	N		03/31/2024	03/01/2024	\$0.00
04/18/2024					N			\$160.35
109	SCAQMD / SCAQMD							4321925
PERMITS/ASSC DUES		03/01/2024	N	N		03/31/2024	03/01/2024	\$0.00
04/18/2024					N			\$161.11
110	SCAQMD / SCAQMD							4320205
REG FEE STATE		03/01/2024	N	N		03/31/2024	03/01/2024	\$0.00
04/18/2024					N			\$161.11
111	SCAQMD / SCAQMD							4322013
PERMITS/ASSC DUES		03/01/2024	N	N		03/31/2024	03/01/2024	\$0.00
04/18/2024					N			\$161.11
112	SPECTRUM / SPECTRUM BUSINESS							0025456040624
APRL.24" INT SVC		04/06/2024	N	N		04/23/2024	04/06/2024	\$0.00
04/18/2024					N			\$387.93

K-H

AP Enter Bills Edit Report
Rubidoux Community Services District (RCSACT)
Batch: AAAAXN

4/16/2024 11:20:48 AM

Page 8

Tr. #	Vendor	Inv Date	Paid Out	Immediate	Credit Card Vendor	Due Date	Discount Date	Invoice #
PO Number		Inv Date	Immediate GL Account	Check #		Due Date	Discount Date	Discount
GL Date		Immediate GL Account		Credit Card	CC Reference #		Payment Date	Total Invoice
113	TRI-CO DISPOSAL INC / TRI-CO DISPOSAL, INC							0326-040924.A
COM TRSH		04/10/2024	N	N		05/10/2024	04/10/2024	\$0.00
04/18/2024				N				\$46,895.83
114	TRI-CO DISPOSAL INC / TRI-CO DISPOSAL, INC							0626-040924.B
RES. TRSH		04/10/2024	N	N		05/10/2024	04/10/2024	\$0.00
04/18/2024				N				\$149,146.23
115	TRI-CO DISPOSAL INC / TRI-CO DISPOSAL, INC							0326-040924.C
RCSD SHR COMM		04/10/2024	N	N		05/10/2024	04/10/2024	\$0.00
04/18/2024				N				(\$6,565.42)
116	TRI-CO DISPOSAL INC / TRI-CO DISPOSAL, INC							0326-040924.D
RCSD SHR RES		04/10/2024	N	N		05/10/2024	04/10/2024	\$0.00
04/18/2024				N				(\$4,435.56)
117	TRUSSELL TECHNOLOGIES / TRUSSELL TECHNOLOG							0000009725
THMPS MAGANESE		04/04/2024	N	N		05/04/2024	04/04/2024	\$0.00
04/18/2024				N				\$22,253.98
118	VULCAN MATERIALS / CALMAT Dba VULCAN MATERI							73954424
COLD MIX		03/29/2024	N	N		04/28/2024	03/29/2024	\$0.00
04/18/2024				N				\$2,579.43
119	WELLS TAPPING SERVICE / WELLS' TAPPING SERVIC							9826
VLV INSTLL		02/21/2024	N	N		03/22/2024	02/21/2024	\$0.00
04/18/2024				N				\$9,700.00
120	ACORN / ACORN TECHNOLOGY SERVICE							11242
SEC.RNWL		04/05/2024	N	N		05/05/2024	04/05/2024	\$0.00
04/18/2024				N				\$2,720.49
121	CARQUEST AUTO PARTS / CARQUEST AUTO PARTS							7456-542034
CABIN FILT.		04/05/2024	N	N		05/05/2024	04/05/2024	\$0.00
04/18/2024				N				\$8.66
122	CORODATA SHREDDING, INC / CORODATA SHREDDII							DN1465659
SHREDDING		03/31/2024	N	N		04/30/2024	03/31/2024	\$0.00
04/18/2024				N				\$36.75
123	DURNEY DON / DURNEY, DON							20240408
GRDNG/WD ABATE		04/08/2024	N	N		05/08/2024	04/08/2024	\$0.00
04/18/2024				N				\$2,810.00
124	ERS INDUSTRIAL SERVICES, INC. / ERS INDUSTRIAL							101156
CLEAN OUT		03/25/2024	N	N		04/24/2024	03/25/2024	\$0.00
04/18/2024				N				\$29,730.00
125	FERGUSON / FERGUSON ENTERPRISE INC #1350							0851240
PARTS		04/04/2024	N	N		05/04/2024	04/04/2024	\$0.00
04/18/2024				N				\$185.38
126	HACH CO. / HACH COMPANY							13984938
SUPPLIES		04/04/2024	N	N		05/04/2024	04/04/2024	\$0.00
04/18/2024				N				\$838.78
127	HARRINGTON INDUSTRIAL / HARRINGTON INDUSTRI							012N0331
PARTS		04/09/2024	N	N		05/09/2024	04/09/2024	\$0.00
04/18/2024				N				\$126.69
128	KVL TIRES / KVL TIRES							24-0065513-124
R&M TRUCK		04/05/2024	N	N		05/05/2024	04/05/2024	\$0.00
04/18/2024				N				\$623.37

KIT

AP Enter Bills Edit Report
Rubidoux Community Services District (RCSACT)
Batch: AAAAXN

4/16/2024 11:20:48 AM

Page 9

Tr. #	Vendor	Inv Date	Paid Out	Immediate	Credit Card Vendor	Due Date	Discount Date	Invoice #
PO Number		Immediate GL Account			Check #		Payment Date	Discount
GL Date					Credit Card	CC Reference #		Total Invoice
129	MERIT OIL / MERIT OIL COMPANY							835964
GASOLINE		04/03/2024	N	N			04/18/2024 04/03/2024	\$0.00
04/18/2024					N			\$2,807.57
130	MCMASTER-CARR / McMASTER-CARR SUPPLY CO							24810638
PARTS		04/03/2024	N	N			05/03/2024 04/03/2024	\$0.00
04/18/2024					N			\$615.70
131	MUNKSGAARD DBA CENTER ELECT / MUNKSGAARD							10745
SCADA		12/05/2023	N	N			01/04/2024 12/05/2023	\$0.00
04/18/2024					N			\$19,992.40
132	MUNKSGAARD DBA CENTER ELECT / MUNKSGAARD							10759
R&M NO 03		12/05/2023	N	N			01/04/2024 12/05/2023	\$0.00
04/18/2024					N			\$665.37
133	MUNKSGAARD DBA CENTER ELECT / MUNKSGAARD							10760
WELL 11		12/05/2023	N	N			01/04/2024 12/05/2023	\$0.00
04/18/2024					N			\$1,949.94
134	MUNKSGAARD DBA CENTER ELECT / MUNKSGAARD							10761
WELL 11		12/08/2023	N	N			01/04/2024 12/08/2023	\$0.00
04/18/2024					N			\$17,168.60
135	MUNKSGAARD DBA CENTER ELECT / MUNKSGAARD							10838
R&M PERRONE		03/11/2024	N	N			04/10/2024 03/11/2024	\$0.00
04/18/2024					N			\$443.58
136	MUNKSGAARD DBA CENTER ELECT / MUNKSGAARD							10865
R&M PERRONE		03/11/2024	N	N			04/10/2024 03/11/2024	\$0.00
04/18/2024					N			\$7,414.72
137	MUNKSGAARD DBA CENTER ELECT / MUNKSGAARD							10866
REGIONAL LIFT STN		03/11/2024	N	N			04/10/2024 03/11/2024	\$0.00
04/18/2024					N			\$4,185.00
138	MUNKSGAARD DBA CENTER ELECT / MUNKSGAARD							10867
R&M HUNTER TNK		03/11/2024	N	N			04/10/2024 03/11/2024	\$0.00
04/18/2024					N			\$10,023.84
139	MUNKSGAARD DBA CENTER ELECT / MUNKSGAARD							10868
SCADA		03/11/2024	N	N			04/10/2024 03/11/2024	\$0.00
04/18/2024					N			\$3,720.00
140	MUNKSGAARD DBA CENTER ELECT / MUNKSGAARD							10869
R&M THOMPSON		03/11/2024	N	N			04/10/2024 03/11/2024	\$0.00
04/18/2024					N			\$3,400.78
141	RIVERSIDE COUNTY ASSESSOR / RIVERSIDE COUNT							24-81739
SVC LINE ADD LIST		03/21/2024	N	N			04/20/2024 03/21/2024	\$0.00
04/18/2024					N			\$208.00
142	YO FIRE / YO FIRE							2028876
SUPPLIES		04/08/2024	N	N			05/08/2024 04/08/2024	\$0.00
04/18/2024					N			\$228.43
143	BURRTEC / BURRTEC WASTE INDUSTRIES, INC.							032724
FOOD WST PAIL SB1383		04/02/2024	N	N			05/02/2024 04/02/2024	\$0.00
04/18/2024					N			\$38,208.00
144	MINUTEMAN PRESS / MINUTEMAN PRESS							69234
SB1383 FLYER/STICKER		04/09/2024	N	N			05/09/2024 04/09/2024	\$0.00
04/18/2024					N			\$9,078.42

KX

AP Enter Bills Edit Report

Rubidoux Community Services District (RCSACT)

4/16/2024 11:20:48 AM

Batch: AAAAXN

Page 10

Tr. #	Vendor	Inv Date	Paid Out	Immediate	Credit Card Vendor	Due Date	Discount Date	Invoice #	
PO Number		Inv Date	Paid Out	Immediate	Check #	Due Date	Discount Date	Discount	
GL Date	Immediate GL Account				Credit Card	CC Reference #	Payment Date	Total Invoice	
145	WIRZ & COMPANY / WIRZ & COMPANY							134599	
SB1383 MAGNETS		03/27/2024	N	N		04/26/2024	03/27/2024	\$0.00	
04/18/2024					N			\$9,377.53	
Grand Totals									
								Total Direct Expense:	\$548,880.69
								Total Direct Expense Adj:	(\$11,000.98)
								Total Non-Electronic Transactions:	\$537,879.71

Report Summary

	Report Selection Criteria	
Report Type:	Condensed	
	Start	End
Transaction Number:	Start	End

BRL
4/16/24

KA

5. **CONSENT CALENDAR** (continued)

C. **DM 2024-31**: Receive and File Statement of Cash Asset Schedule
Report Ending February 2024

Rubidoux Community Services District

Board of Directors

John Skerbelis, President
Hank Trueba Jr., Vice-President
Bernard Murphy
Armando Muniz
F. Forest Trowbridge



General Manager

Brian R. Laddusaw

Water Resource Management Refuse Collection Street Lights Fire / Emergency Services Weed Abatement

DIRECTORS MEMORANDUM 2024-31

April 18, 2024

To: Rubidoux Community Services District
 Board of Directors

Subject: Receive and File Statement of Cash Asset Schedule Report Ending February 2024

BACKGROUND:

Attached for the Board of Directors' consideration is the February 2024 Statement of Cash Assets Schedule Report for all District Fund Accounts. Year to date ("YTD") interest is \$879,230.38 for District controlled accounts. With respect to District "Funds in Trust," \$14,166.71 has been earned and posted. The District has a combined YTD interest earned total of \$893,397.09 as of February 29, 2024.

The District's Operating Funds (Excluding Restricted Funds and Operating Reserves) show a balance of \$14,899,285.55 ending February 29, 2024. This is **\$739,552.80 MORE** than July 1, 2023, beginning balance of \$14,159,732.75.

Further, the District's Field/Admin Fund current fund balance is \$777,194.68.

Submitted for the Board of Directors consideration is the *February 2024 Statement of Cash Assets Schedule Report* for review and acceptance.

RECOMMENDATION:

Staff recommends the Board of Directors “**Receive and File**” the February 2024 Statement of Cash Assets Schedule Report.

Respectfully,



BRIAN R. LADDUSAW, CPA
General Manager

Attachment(s): February 2024, Cash Assets Schedule Report

RUBIDOUX COMMUNITY SERVICES DISTRICT

INVESTMENT SUMMARY - FEBRUARY 29, 2024
CASH BASIS

	Beg. Balance 7/1/2023	YTD Int.	Other Activity YTD	Balance 2/29/2024	YTD Avg. Int. Rate
Operating Accounts	\$ 14,159,732.75	\$ 323,185.07	\$ 416,367.73	\$ 14,899,285.55	2.17%
Water Operating Reserve	4,350,030.08	117,914.61	-	4,467,944.69	2.64%
Wastewater Operating Reserve	594,121.20	16,104.62	-	610,225.82	2.64%
Water Replacement Reserve	925,390.63	20,643.86	(471,671.09)	474,363.40	4.35%
Fire Mitigation Reserve	3,509,799.71	92,549.83	6,046.55	3,608,396.09	2.56%
Wastewater Reserve	2,546,413.30	67,878.92	70,190.71	2,684,482.93	2.53%
Wastewater Replacement Res.	555,486.59	15,786.91	47,578.00	618,851.50	2.55%
Water Reserve	2,833,192.90	71,353.44	76,428.54	2,980,974.88	2.39%
COP Restricted	1,677,828.24	46,975.37	(184,057.88)	1,540,745.73	3.05%
Field/Admin Reserve	756,762.79	20,397.25	34.64	777,194.68	2.62%
Grant Restricted Reserve	53,917.61	1,461.53	-	55,379.14	2.64%
Project Admin Building	1,111,853.50	30,138.59	-	1,141,992.09	2.64%
Project Ops Building	2,023,136.18	54,840.38	-	2,077,976.56	2.64%
Funds in Trust	1,109,503.24	14,166.71	(8,116.33)	1,115,553.62	1.27%
Total Investments	\$ 36,207,168.72	\$ 893,397.09	\$ (47,199.13)	\$ 37,053,366.68	2.41%

RUBIDOUX COMMUNITY SERVICES DISTRICT
CASH ASSET SCHEDULE
INVESTMENT ACTIVITY
 FOR PERIOD JULY 1, 2023 THRU FEBRUARY 29, 2024
 CASH BASIS

FIRE MITIGATION

<u>DATE</u>	<u>INSTITUTION</u>	<u>INSTRUMENT</u>	<u>MATURITY</u>	<u>STATUS</u>	<u>PURCHASE / REDEEM</u>	<u>INT. RATE</u>	<u>INTEREST</u>	<u>PAR/ BALANCE</u>	<u>TOTAL</u>
2/1/2024	Premier Bank	CD		Beg. Bal.				170,424.60	
	Premier Bank			Interest	705.83	4.88%	-	170,424.60	
	Premier Bank			Redeem	-			170,424.60	
2/29/2024	Premier Bank	CD	4/3/2024	Purchase	-			170,424.60	
2/1/2024	Premier Bank	Checking Fire Mitigation		Beg. Bal.				8,835.50	
	Premier Bank			Activity	-	0.00	-	8,835.50	
2/29/2024	Premier Bank			End Bal.	-			8,835.50	
2/1/2024	LAIF	Fire Mitigation		Beg. Bal.				3,404,912.84	
	LAIF			Interest		3.15%	-	3,404,912.84	
2/29/2024	LAIF			Activity	-			3,404,912.84	
2/1/2024	Premier Bank	Safekeeping		Beg. Bal				23,517.32	
				Activity	-	-	705.83	24,223.15	
2/29/2024	Premier Bank			End Bal.				24,223.15	\$ 3,608,396.09

RUBIDOUX COMMUNITY SERVICES DISTRICT
CASH ASSET SCHEDULE
INVESTMENT ACTIVITY
 FOR PERIOD JULY 1, 2023 THRU FEBRUARY 29, 2024
 CASH BASIS

WASTEWATER CIP FUNDS

<u>DATE</u>	<u>INSTITUTION</u>	<u>INSTRUMENT</u>	<u>MATURITY</u>	<u>STATUS</u>	<u>PURCHASE / REDEEM</u>	<u>INT. RATE</u>	<u>INTEREST</u>	<u>PAR/ BALANCE</u>	<u>TOTAL</u>
2/1/2024	LAIF	Sewer Mainline		Beg. Bal.				2,612,066.75	
	LAIF			Interest		3.15%	-	2,612,066.75	
2/29/2024	LAIF			Activity	-			2,612,066.75	
2/1/2024	CBB	Safekeeping		Beg. Bal.				72,416.18	
	CBB			Activity	-	0.05%	-	72,416.18	
2/29/2024	CBB			End Bal.				72,416.18	\$ 2,684,482.93

RUBIDOUX COMMUNITY SERVICES DISTRICT
CASH ASSET SCHEDULE
INVESTMENT ACTIVITY
 FOR PERIOD JULY 1, 2023 THRU FEBRUARY 29, 2024
 CASH BASIS

WATER CIP FUNDS

<u>DATE</u>	<u>INSTITUTION</u>	<u>INSTRUMENT</u>	<u>MATURITY</u>	<u>STATUS</u>	<u>PURCHASE / REDEEM</u>	<u>INTEREST RATE</u>	<u>INTEREST</u>	<u>PAR/ BALANCE</u>	<u>TOTAL</u>
2/1/2024	LAIF	Water Mainline		Beg. Bal.				2,729,212.73	
	LAIF			Interest		3.15%	-	2,729,212.73	
2/29/2024	LAIF			Activity	-			2,729,212.73	
2/1/2024	Citizens Bus	CD		Beg. Bal.				225,000.00	
	Citizens Bus			Activity	-	0.04%	-	225,000.00	
	Citizens Bus			Redeem	-	n/a		225,000.00	
2/29/2024	Citizens Bus	CD	4/2/2024	Purchase	-			225,000.00	
2/1/2024	Premier Bank	Safekeeping		Beg. Bal.				1,670.97	
	Premier Bank			Activity	-		-	1,670.97	
2/29/2024	Premier Bank			End Bal.				1,670.97	
2/1/2024	CBB	Safekeeping		Beg. Bal.				25,091.18	
	CBB			Activity	-	0.05%	-	25,091.18	
2/29/2024	CBB			End Bal.				25,091.18	\$ 2,980,974.88

RUBIDOUX COMMUNITY SERVICES DISTRICT
CASH ASSET SCHEDULE
INVESTMENT ACTIVITY
 FOR PERIOD JULY 1, 2023 THRU FEBRUARY 29, 2024
 CASH BASIS

OPERATING FUNDS

<u>DATE</u>	<u>INSTITUTION</u>	<u>INSTRUMENT</u>	<u>MATURITY</u>	<u>STATUS</u>	<u>DEPOSIT/ WITHDRAW</u>	<u>INTEREST RATE</u>	<u>INTEREST</u>	<u>PAR/ BALANCE</u>	<u>TOTAL</u>
2/1/2024	Premier Bank	Checking-Gen.		Beg. Bal.				593,934.34	
	Premier Bank			Deposits	1,744,649.98	0.00	-	2,338,584.32	
2/29/2024	Premier Bank			Disbursements	(1,962,753.32)			375,831.00	
2/1/2024	Premier Bank	Checking Property Tax		Beg. Bal.				679,243.04	
	Premier Bank			Deposits	45,461.82	0.00	-	724,704.86	
2/29/2024	Premier Bank			Disbursements	(716,000.00)			8,704.86	
2/1/2024	Premier Bank	Checking-Sewer		Beg. Bal.				4,719.62	
	Premier Bank			Deposits	289,485.05	0.00	-	294,204.67	
2/29/2024	Premier Bank			Disbursements	(286,488.95)			7,715.72	
2/1/2024	Premier Bank	Checking-Water		Beg. Bal.				1,012,007.14	
	Premier Bank			Deposits	1,374,323.51	0.00	-	2,386,330.65	
2/29/2024	Premier Bank			Disbursements	(1,414,775.47)			971,555.18	
2/1/2024	Bank of America	Paymode		Beg. Bal.				1,248.33	
	Bank of America			Deposits	-	0.00	0.25	1,248.58	
2/29/2024	Bank of America			Disbursements	-			1,248.58	

RUBIDOUX COMMUNITY SERVICES DISTRICT
CASH ASSET SCHEDULE
INVESTMENT ACTIVITY
 FOR PERIOD JULY 1, 2023 THRU FEBRUARY 29, 2024
 CASH BASIS

OPERATING FUNDS

<u>DATE</u>	<u>INSTITUTION</u>	<u>INSTRUMENT</u>	<u>MATURITY</u>	<u>STATUS</u>	<u>DEPOSIT/ WITHDRAW</u>	<u>INTEREST RATE</u>	<u>INTEREST</u>	<u>PAR/ BALANCE</u>	<u>TOTAL</u>
2/1/2024	Premier Bank	Operations		Beg. Bal				276,342.99	
	Premier Bank	Safekeeping		Deposits	-	-	-	276,342.99	
2/29/2024	Premier Bank			Disbursements				276,342.99	
2/1/2024	LAIF	Gen. Fund-Prop Tax		Beg. Bal.				10,058,294.83	
	LAIF	Qtrly. Interest		Interest		3.15%	-	10,058,294.83	
2/29/2024	LAIF			Activity	525,000.00			10,583,294.83	
2/1/2024	LAIF	Water Op.		Beg. Bal.				715,434.88	
	LAIF	Qtrly. Interest		Interest		3.15%	-	715,434.88	
2/29/2024	LAIF			Activity	451,936.08			1,167,370.96	
2/1/2024	LAIF	Sewer Op.		Beg. Bal.				1,243,221.43	
	LAIF	Qtrly. Interest		Interest		3.15%	-	1,243,221.43	
2/29/2024	LAIF			Activity	264,000.00			1,507,221.43	\$14,899,285.55

RUBIDOUX COMMUNITY SERVICES DISTRICT
CASH ASSET SCHEDULE
INVESTMENT ACTIVITY
FOR PERIOD JULY 1, 2023 THRU FEBRUARY 29, 2024
CASH BASIS

RESERVED FUNDS

<u>DATE</u>	<u>INSTITUTION</u>	<u>INSTRUMENT</u>	<u>MATURITY</u>	<u>STATUS</u>	<u>DEPOSIT/ WITHDRAW</u>	<u>INTEREST RATE</u>	<u>INTEREST</u>	<u>PAR/ BALANCE</u>	<u>TOTAL</u>
2/1/2024	LAIF	Water Op. Reserve		Beg. Bal.				4,467,944.69	
	LAIF	Qtrly. Interest		Interest	-	3.15%	-	4,467,944.69	
2/29/2024	LAIF			Activity	-			4,467,944.69	
2/1/2024	LAIF	Water Replacement		Beg. Bal.				489,299.48	
	LAIF	Qtrly. Interest		Interest		3.15%	-	489,299.48	
2/29/2024	LAIF			Activity	(14,936.08)			474,363.40	
2/1/2024	LAIF	Wastewater Replacement		Beg. Bal.				618,851.50	
	LAIF	Qtrly. Interest		Interest		3.15%	-	618,851.50	
2/29/2024	LAIF			Activity	-			618,851.50	
2/1/2024	LAIF	COP-Payback		Beg. Bal.				1,540,745.73	
	LAIF	Qtrly. Interest		Interest		3.15%	-	1,540,745.73	
2/29/2024	LAIF			Activity	-			1,540,745.73	
2/1/2024	LAIF	Grant-Trash		Beg. Bal.				55,379.14	
	LAIF	Qtrly Interest		Interest	-	3.15%	-	55,379.14	
2/29/2024	LAIF			Activity	-			55,379.14	
2/1/2024	LAIF	Field/Admin Bldg.		Beg. Bal.				777,194.68	
	LAIF	Qtrly Interest		Interest	-	3.15%	-	777,194.68	
2/29/2024	LAIF			Activity	-			777,194.68	
2/1/2024	LAIF	Wastewater Op. Reserve		Beg. Bal.				610,225.82	
	LAIF	Qtrly. Interest		Interest	-	3.15%	-	610,225.82	
2/29/2024	LAIF			Activity	-			610,225.82	
2/1/2024	LAIF	Project Admin Bldg		Beg. Bal.				1,141,992.09	
	LAIF	Qtrly. Interest		Interest	-	3.15%	-	1,141,992.09	
2/29/2024	LAIF			Activity	-			1,141,992.09	
2/1/2024	LAIF	Project Ops Bldg		Beg. Bal.				2,077,976.56	
	LAIF	Qtrly. Interest		Interest	-	3.15%	-	2,077,976.56	
2/29/2024	LAIF			Activity	-			2,077,976.56	\$11,764,673.61

RCSD PORTFOLIO HOLDINGS REPORT
FEBRUARY 29, 2024

<u>Issuer</u>	<u>Maturity</u>	<u>Acquisition Cost</u>	<u>Current Market</u>	<u>Gain/Loss</u>	<u>Yld Mat</u>
AGENCY		-	-	-	-
U.S. TREASURIES		-	-	-	-
COMMERCIAL PAPER		-	-	-	-
FUNDS IN TRUST		\$ 1,115,553.62	\$ 1,115,553.62		
COLLATERALIZED TIME DEPOSITS					
Premier	4/3/2024	\$ 170,424.60	\$ 170,424.60		4.88%
Citizens Business Bank	4/2/2024	225,000.00	225,000.00		0.04%
Subtotals		\$ 395,424.60	\$ 395,424.60	-	
CASH EQUIVALENT & MONEY MARKET					
LOCAL AGENCY INVESTMENT FUND (LAIF)		\$33,768,753.15	\$33,768,753.15	-	3.15%
DEPOSITS HELD WITH FINANCIAL INSTITUTIONS		1,773,635.31	1,773,635.31	-	-
Subtotals		\$35,542,388.46	\$35,542,388.46	-	
GRAND TOTALS		<u>\$37,053,366.68</u>	<u>\$37,053,366.68</u>	-	

RCSD INVESTMENT PORTFOLIO
FEBRUARY 29, 2024

Maturity

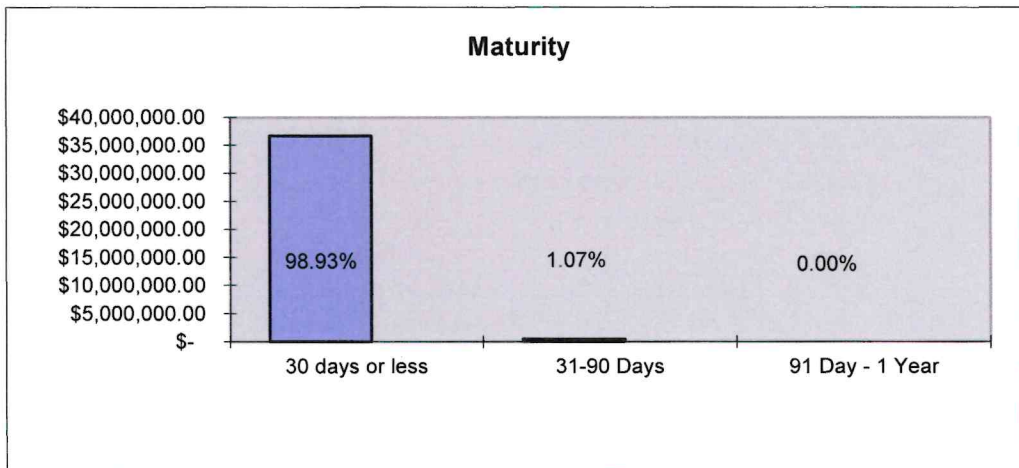
30 days or less
 31-90 Days
 91 Day - 1 Year

Assets

\$ 36,657,942.08
 395,424.60
 -

Total

\$ 37,053,366.68



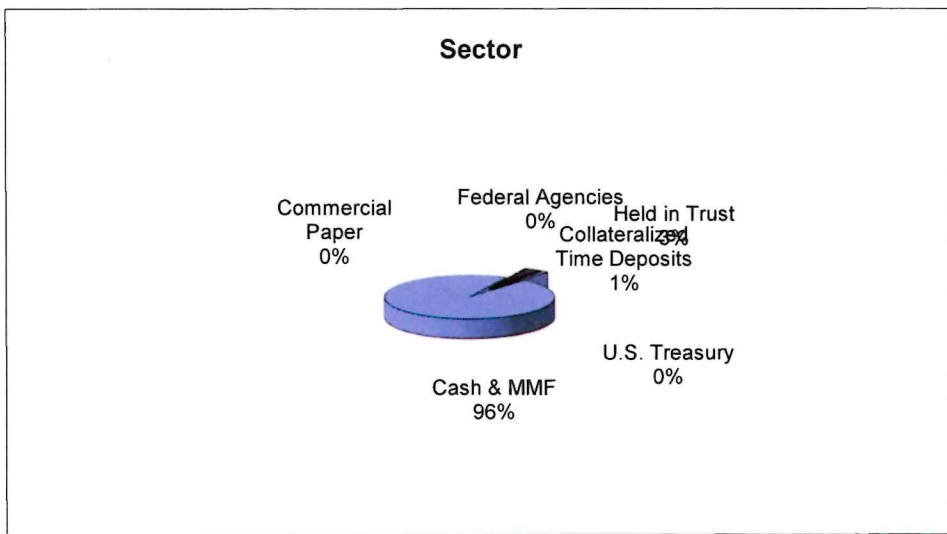
Sector

Cash & MMF
 U.S. Treasury
 Federal Agencies
 Commercial Paper
 Held in Trust
 Collateralized Time Deposits

\$ 35,542,388.46
 -
 -
 -
 1,115,553.62
 395,424.60

Total

\$ 37,053,366.68




6. CORRESPONDENCE AND RELATED INFORMATION

- A. Article from Riverside Press-Enterprise – Sierra Nevada - Vital state snowpack above average

SIERRA NEVADA

Vital state snowpack above average

Strong El Niño helps head off snow drought; Mountains supply 30% of California's water





Anthony Burdock, left, and Andy Reising, water resources engineers, take a snow measurement in the Sierra Nevada on Tuesday. Andrew Nixon California Department of Water Resources

BY JOHN ANTCZAK

THE ASSOCIATED PRESS

LOS ANGELES >> California has entered spring with an above-average mountain snowpack and major reservoirs in good shape for a second consecutive year, staving off immediate water supply concerns but not allaying drought worries in a warming world.

The California Department of Water Resources measured the water content of the Sierra Nevada snowpack Tuesday at 110% of the April 1 average, a benchmark date because that is when it has historically been at its peak and helps inform runoff forecasts.

Gov. Gavin Newsom had to wear snowshoes to follow a measuring crew across a meadow south of Lake Tahoe at Phillips Station, where in April 2015 predecessor Jerry Brown stood in a parched, brown field and ordered cities to cut water use by 25% due to drought.

“We’re here nine years later reconciling the extremes, reconciling the extreme weather whiplash, and I think today punctuates the point,” Newsom said in a livestream.

While reaching just above average was good news, the current snowpack pales in comparison to April 2023, when the Sierra snow water content stood at 237% of average after a barrage of atmospheric river storms ended three years of drought.

That extraordinary season filled major reservoirs well above historical levels, a welcome situation that continues.

This past winter coincided with a strong El Niño, a natural and occasional warming of part of the Pacific Ocean that can lead to more precipitation than usual in California but doesn’t always come through.

Just getting to the average range for peak snowpack this year was not a given after a significantly dry fall and early winter. Early storms had warm precipitation that did not build snowpack. That “snow drought” finally ended in February and March.

“Average is awesome,” said Karla Nemeth, director of the Department of Water Resources. “We’ve had some pretty big swings in the last couple of years, but average may be becoming less and less common.”

The Sierra snowpack normally supplies about 30% of California’s water and is sometimes described as a frozen reservoir.

How the snowpack translates into runoff into rivers, streams and reservoirs will be seen over the next few months. Additional cold storms, such as one expected later this week, could keep the snowpack intact, but warm spells could hasten the melt.

“California has had two years of relatively positive water conditions, but that is no reason to let our guard down now,” state climatologist Michael Anderson said in a statement. “With three record-setting multi-year droughts in the last 15 years and warmer temperatures, a well above average snowpack is needed to reach average runoff.”

7. **REPORTS**

A. Operations Report (Second Meeting Each Month)

Water and Wastewater Production Comparison

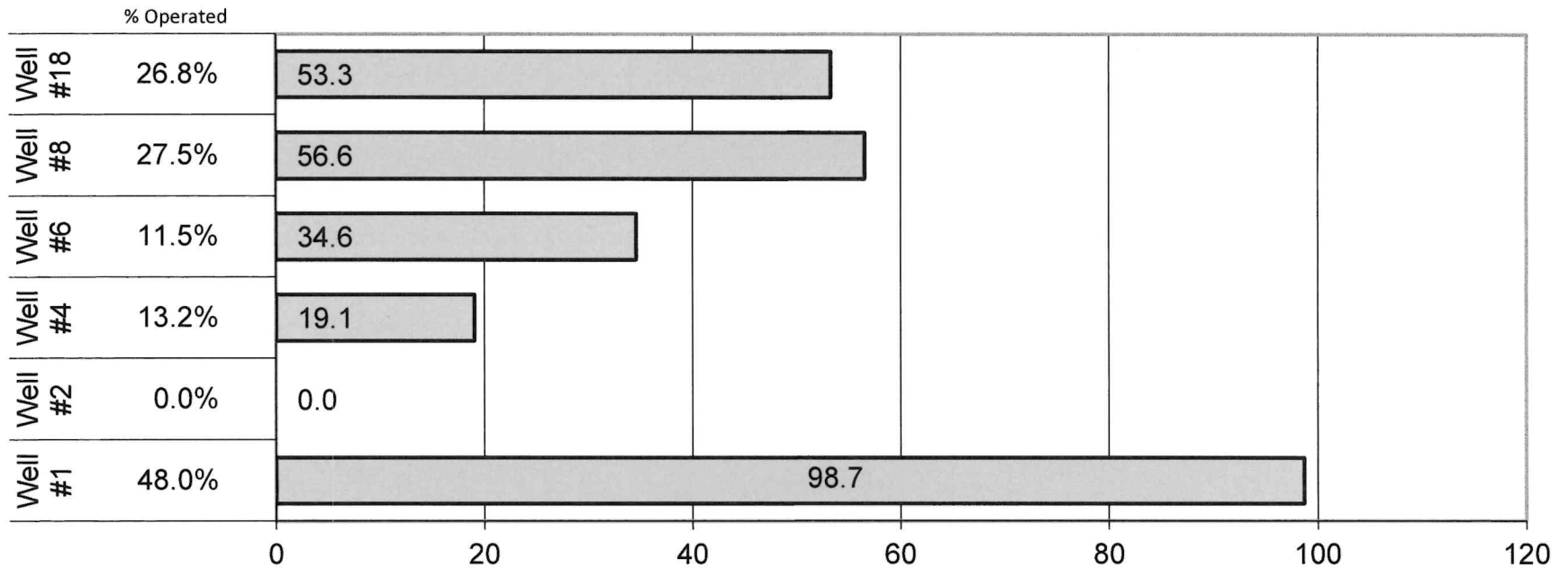
Date	TOTAL WELL PRODUCTION in Million Gallons					Consumption to	WASTEWATER
	Purchased	Potable Wells	Potable Total	Non-Potable Wells	Non-Potable Total	JURUPA C.S.D. (Million Gallons)	FLOW TO RIVERSIDE (Million Gallons)
3/1/2024	0.00	2.57	2.57	0.00	2.58	0.00	1.68
3/2/2024	0.00	2.95	2.95	0.00	2.95	0.00	1.75
3/3/2024	0.00	1.77	1.77	0.00	1.77	0.00	1.74
3/4/2024	0.00	3.60	3.60	0.00	3.60	0.00	1.75
3/5/2024	0.00	3.03	3.03	0.00	3.04	0.00	1.72
3/6/2024	0.00	2.43	2.43	0.01	2.44	0.00	1.79
3/7/2024	0.00	2.75	2.75	0.01	2.76	0.00	1.81
3/8/2024	0.00	2.30	2.30	0.00	2.30	0.00	1.75
3/9/2024	0.00	2.51	2.51	0.00	2.52	0.00	1.69
3/10/2024	0.00	1.99	1.99	0.00	1.99	0.00	1.69
3/11/2024	0.00	2.74	2.74	0.00	2.74	0.00	1.64
3/12/2024	0.00	2.70	2.70	0.00	2.71	0.00	1.68
3/13/2024	0.00	2.84	2.84	0.00	2.84	0.00	1.70
3/14/2024	0.00	2.34	2.34	0.07	2.42	0.00	1.63
3/15/2024	0.00	2.94	2.94	0.35	3.29	0.00	1.66
3/16/2024	0.00	2.53	2.53	0.18	2.71	0.00	1.68
3/17/2024	0.00	2.46	2.46	0.00	2.47	0.00	1.66
3/18/2024	0.00	2.80	2.80	0.00	2.80	0.00	1.68
3/19/2024	0.00	2.97	2.97	0.13	3.09	0.00	1.68
3/20/2024	0.00	3.47	3.47	0.28	3.75	0.00	1.65
3/21/2024	0.00	2.16	2.16	0.11	2.27	0.00	1.65
3/22/2024	0.00	2.80	2.80	0.29	3.09	0.00	1.63
3/23/2024	0.00	2.85	2.85	0.00	2.86	0.00	1.68
3/24/2024	0.00	2.69	2.69	0.00	2.69	0.00	1.74
3/25/2024	0.00	3.28	3.28	0.19	3.46	0.00	1.72
3/26/2024	0.00	3.03	3.03	0.25	3.28	0.00	1.73
3/27/2024	0.00	3.54	3.54	0.57	4.11	0.00	1.69
3/28/2024	0.00	3.05	3.05	0.52	3.57	0.00	1.73
3/29/2024	0.00	2.76	2.76	0.04	2.80	0.00	1.66
3/30/2024	0.00	2.58	2.58	0.00	2.58	0.00	1.90
3/31/2024	0.00	2.93	2.93	0.01	2.93	0.00	1.82
MINIMUM	0.00	1.77	1.77	0.00	1.77	0.00	1.63
AVERAGE	0.00	2.75	2.75	0.10	2.85	0.00	1.71
MAXIMUM	0.00	3.60	3.60	0.57	4.11	0.00	1.90
TOTAL	0.00	85.35	85.35	3.04	88.39	0.00	52.99

RUBIDOUX COMMUNITY SERVICES DISTRICT
MONTHLY WELL PRODUCTION
(Million Gallons)

DATE	POTABLE WATER							NONPOTABLE WATER					TOTALS		TOTAL PROD. (MG)
	JURUPA TIE-IN	GAC Plt TROYER	Nitrate Removal Plt		Thompson WTF			28th ST.	DALY	CLEMENT	46th ST.	Mission Wells	POTABLE	NON POTABLE	
	(MG)	Well #2 (MG)	FLEETWOOD Well #4 (MG)	SKOTTY Well #6 (MG)	Well #1A (MG)	GOULD Well #8A (MG)	Well #18 (MG)	Well #3 (MG)	Well #7 (MG)	Well #11 (MG)	Well #14 (MG)	#19 & #20 (MG)	(MG)	(MG)	
3/1/2024	0.00	0.00	0.05	0.06	2.47	0.00	0.00	0.00	0.00	0.00	0.00	0.00	2.57	0.00	2.58
3/2/2024	0.00	0.00	0.12	0.22	2.62	0.00	0.00	0.00	0.00	0.00	0.00	0.00	2.95	0.00	2.95
3/3/2024	0.00	0.00	0.03	0.05	1.69	0.00	0.00	0.00	0.00	0.00	0.00	0.00	1.77	0.00	1.77
3/4/2024	0.00	0.00	0.08	0.15	2.99	0.00	0.38	0.00	0.00	0.00	0.00	0.00	3.60	0.00	3.60
3/5/2024	0.00	0.00	0.22	0.36	2.40	0.04	0.01	0.00	0.00	0.00	0.00	0.00	3.03	0.00	3.04
3/6/2024	0.00	0.00	0.03	0.05	2.36	0.00	0.00	0.00	0.00	0.00	0.00	0.01	2.43	0.01	2.44
3/7/2024	0.00	0.00	0.00	0.06	2.69	0.00	0.00	0.00	0.00	0.00	0.00	0.00	2.75	0.01	2.76
Subtotal	0.00	0.00	0.52	0.93	17.22	0.04	0.39	0.00	0.00	0.00	0.00	0.02	19.10	0.03	19.13
3/8/2024	0.00	0.00	0.02	0.04	2.24	0.00	0.00	0.00	0.00	0.00	0.00	0.00	2.30	0.00	2.30
3/9/2024	0.00	0.00	0.02	0.04	2.45	0.00	0.00	0.00	0.00	0.00	0.00	0.00	2.51	0.00	2.52
3/10/2024	0.00	0.00	0.04	0.08	1.87	0.00	0.00	0.00	0.00	0.00	0.00	0.00	1.99	0.00	1.99
3/11/2024	0.00	0.00	0.08	0.15	2.52	0.00	0.00	0.00	0.00	0.00	0.00	0.00	2.74	0.00	2.74
3/12/2024	0.00	0.00	0.06	0.10	2.55	0.00	0.00	0.00	0.00	0.00	0.00	0.00	2.70	0.00	2.71
3/13/2024	0.00	0.00	0.06	0.09	2.50	0.19	0.00	0.00	0.00	0.00	0.00	0.00	2.84	0.00	2.84
3/14/2024	0.00	0.00	0.63	1.15	0.00	0.48	0.09	0.00	0.00	0.07	0.00	0.00	2.34	0.07	2.42
Subtotal	0.00	0.00	0.90	1.65	14.12	0.66	0.09	0.00	0.00	0.07	0.00	0.02	17.43	0.10	17.52
3/15/2024	0.00	0.00	0.29	0.54	0.12	0.39	1.61	0.00	0.00	0.35	0.00	0.00	2.94	0.35	3.29
3/16/2024	0.00	0.00	0.06	0.09	0.26	0.00	2.11	0.00	0.00	0.18	0.00	0.00	2.53	0.18	2.71
3/17/2024	0.00	0.00	0.06	0.12	0.43	0.00	1.86	0.00	0.00	0.00	0.00	0.00	2.46	0.00	2.47
3/18/2024	0.00	0.00	0.85	1.53	0.00	0.00	0.42	0.00	0.00	0.00	0.00	0.00	2.80	0.00	2.80
3/19/2024	0.00	0.00	1.05	1.92	0.00	0.00	0.00	0.00	0.00	0.12	0.00	0.00	2.97	0.13	3.09
3/20/2024	0.00	0.00	1.23	2.24	0.00	0.00	0.00	0.00	0.00	0.28	0.00	0.00	3.47	0.28	3.75
3/21/2024	0.00	0.00	0.13	0.25	0.00	0.00	1.78	0.00	0.00	0.11	0.00	0.00	2.16	0.11	2.27
Subtotal	0.00	0.00	3.66	6.68	0.81	0.39	7.77	0.00	0.00	1.03	0.00	0.02	19.32	1.05	20.37
3/22/2024	0.00	0.00	0.27	0.49	0.00	1.40	0.64	0.00	0.00	0.29	0.00	0.00	2.80	0.29	3.09
3/23/2024	0.00	0.00	0.05	0.09	0.00	2.04	0.68	0.00	0.00	0.00	0.00	0.00	2.85	0.00	2.86
3/24/2024	0.00	0.00	0.04	0.07	0.00	1.59	0.98	0.00	0.00	0.00	0.00	0.00	2.69	0.00	2.69
3/25/2024	0.00	0.00	0.25	0.46	0.00	1.85	0.72	0.00	0.00	0.18	0.00	0.00	3.28	0.19	3.46
3/26/2024	0.00	0.00	0.04	0.13	0.00	1.60	1.27	0.00	0.00	0.24	0.00	0.00	3.03	0.25	3.28
3/27/2024	0.00	0.00	0.17	0.26	0.00	2.01	1.10	0.00	0.00	0.57	0.00	0.01	3.54	0.57	4.11
3/28/2024	0.00	0.00	0.13	0.24	0.00	1.48	1.20	0.00	0.00	0.50	0.00	0.02	3.05	0.52	3.57
3/29/2024	0.00	0.00	0.07	0.13	0.00	1.78	0.78	0.00	0.00	0.03	0.00	0.00	2.76	0.04	2.80
3/30/2024	0.00	0.00	0.03	0.06	0.00	1.53	0.96	0.00	0.00	0.00	0.00	0.00	2.58	0.00	2.58
3/31/2024	0.00	0.00	0.00	0.08	0.00	2.05	0.80	0.00	0.00	0.00	0.00	0.01	2.93	0.01	2.93
Subtotal	0.00	0.00	1.05	2.00	0.00	17.34	9.11	0.00	0.00	1.81	0.00	0.05	29.50	1.87	31.37
TOTAL	0.000	0.000	6.137	11.268	32.154	18.433	17.361	0.000	0.000	2.914	0.000	0.122	85.353	3.036	88.389

TOTAL WATER PRODUCED w/ % Operated

March 2024

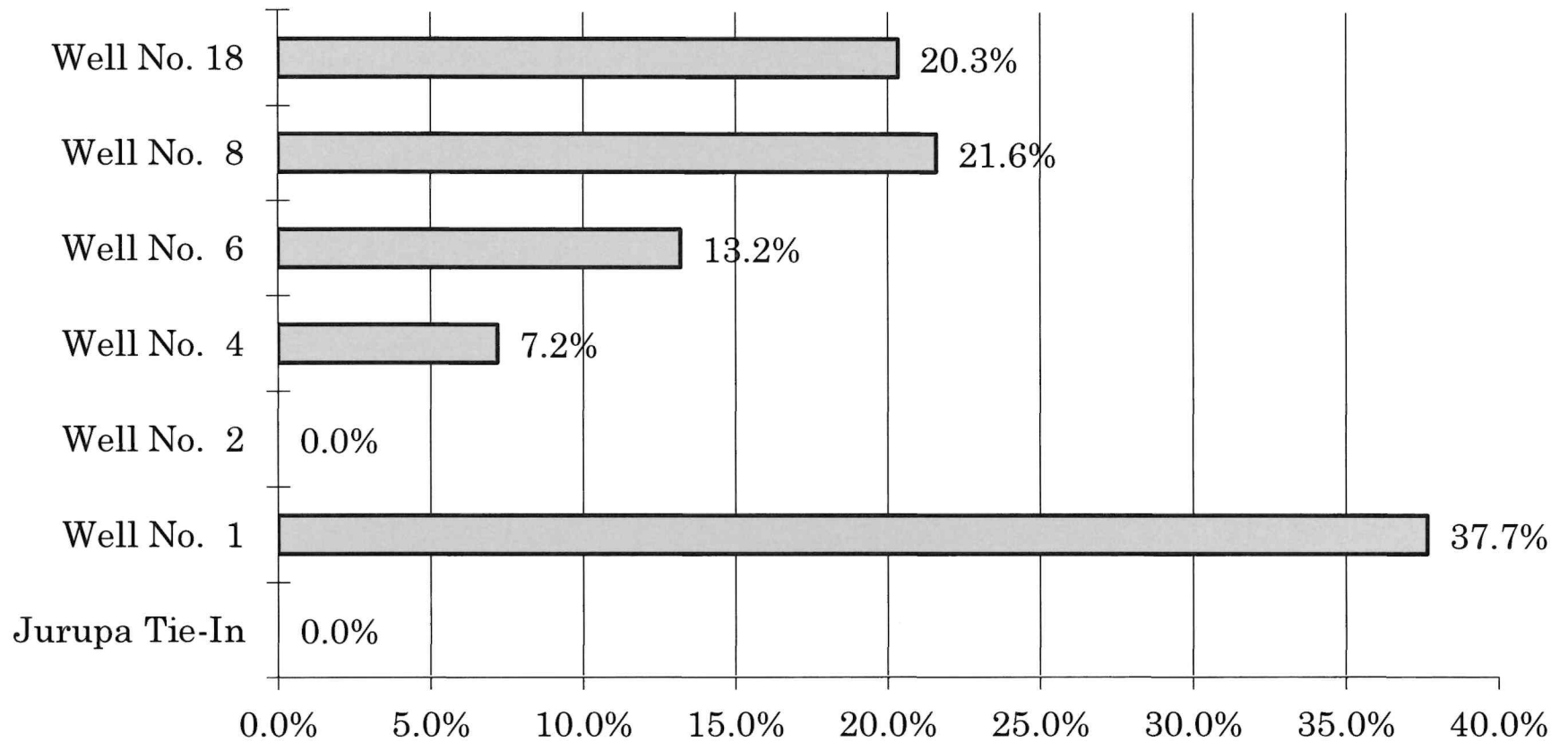


Max Production **1171.4 AF**
 Monthly Production **579.3 AF**
 Reserve Production **592.1 AF**

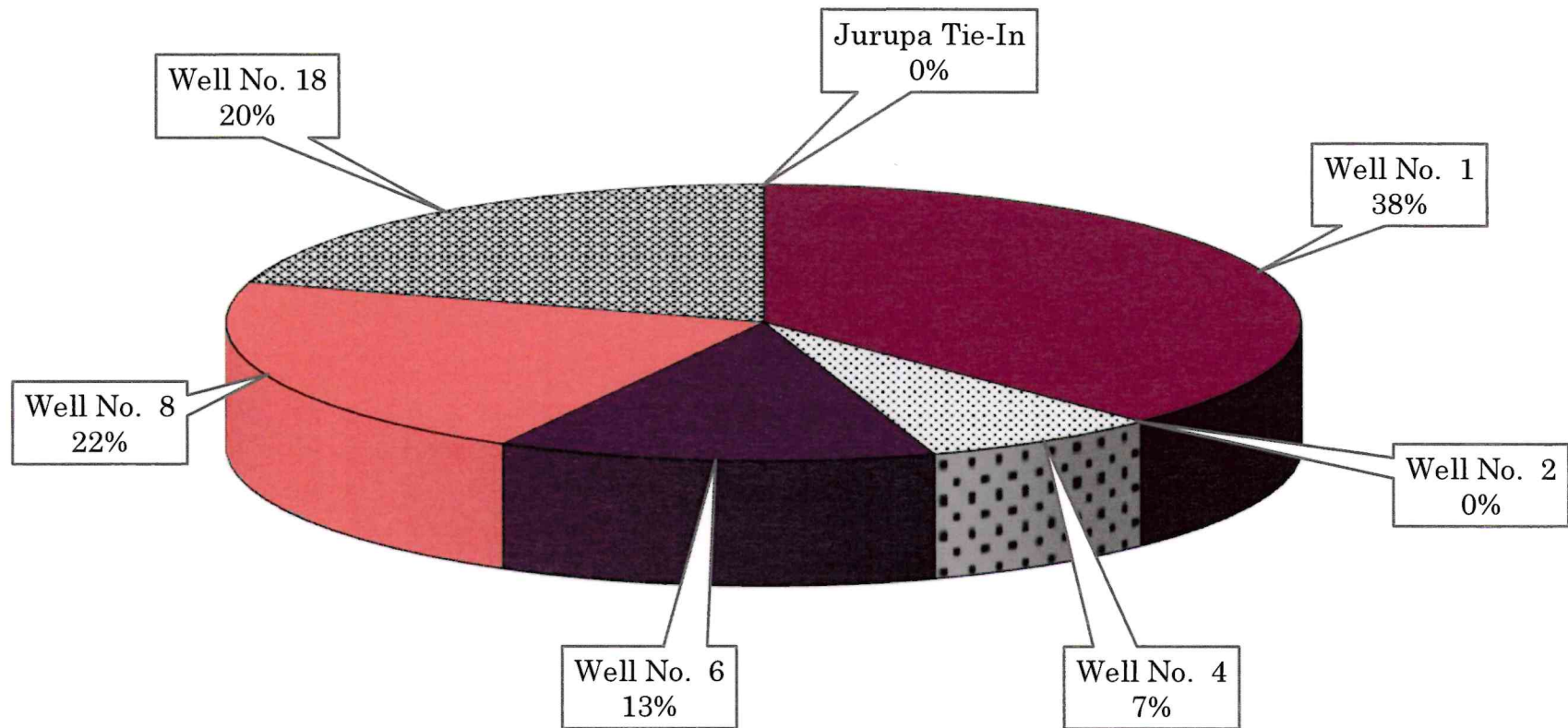
ACRE FEET

1 Acre Foot = 43,560 Cubic Feet = 325,829 Gallons

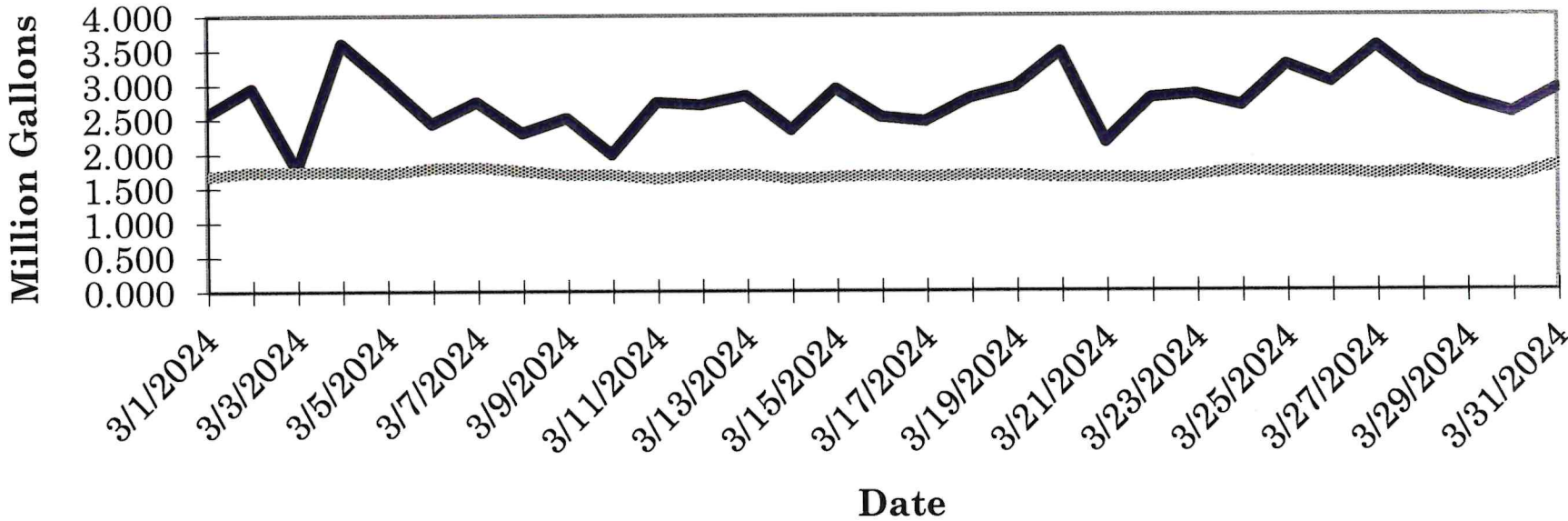
Source Potable Production Comparison March 2024



Source Potable Production Comparison March 2023

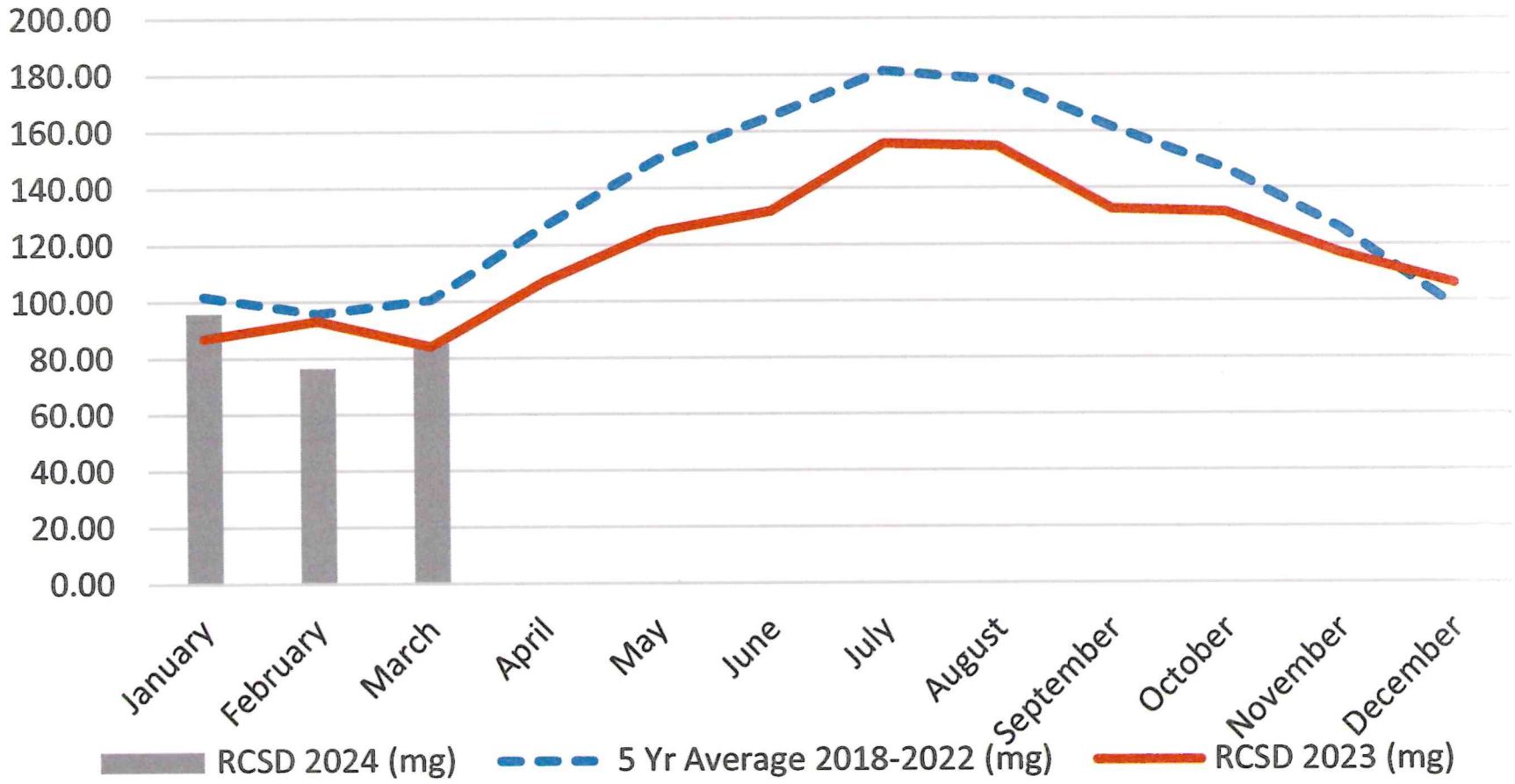


Potable Water & Wastewater Comparison March 2024



— Potable Water Prod. Wastewater Prod

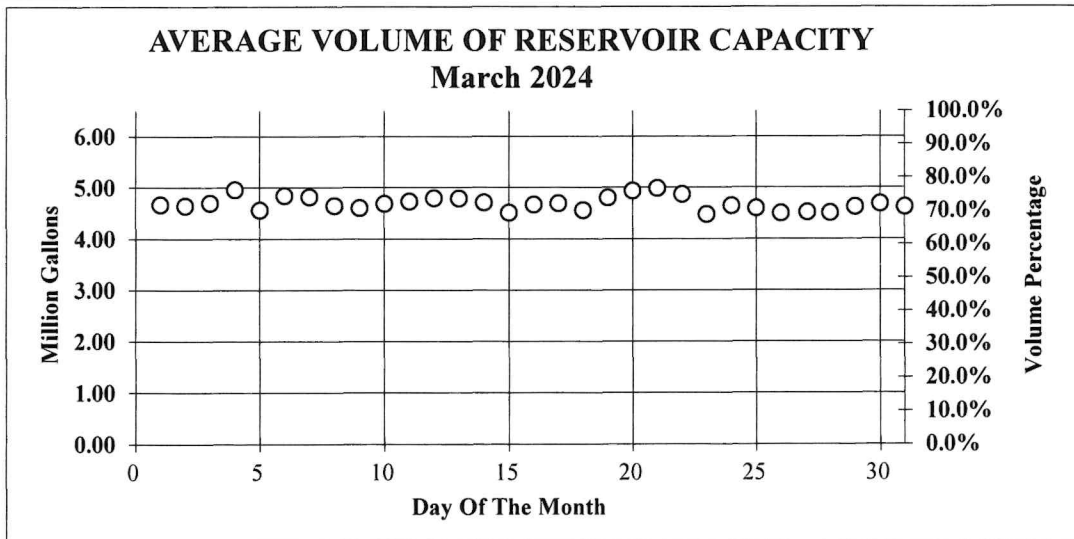
Potable Water Production Year 2024



RUBIDOUX COMMUNITY SERVICES DISTRICT

Reservoir Capacity Report

CAPACITY	ATKINSON SYSTEM		HUNTER SYSTEM		WATER AVAILABLE (Gallons)*	PERCENTAGE OF TOTAL CAPACITY
	2,000,000	3,000,000	425,000	1,000,000		
DATE	ATKINSON	WATSON	HUNTER I	PERRONE		
3/1/2024	77.0	69.7	75.5	71.4	4,666,702	72.6%
3/2/2024	76.5	69.2	75.5	71.8	4,643,678	72.3%
3/3/2024	77.9	70.5	74.9	70.7	4,699,789	73.1%
3/4/2024	83.0	75.3	75.5	71.8	4,958,237	77.2%
3/5/2024	74.8	67.9	75.1	70.8	4,560,939	71.0%
3/6/2024	80.6	73.2	75.4	71.3	4,843,258	75.4%
3/7/2024	80.1	72.5	75.5	71.9	4,817,917	75.0%
3/8/2024	76.7	69.4	74.8	70.6	4,639,854	72.2%
3/9/2024	75.7	68.6	75.6	71.3	4,605,768	71.7%
3/10/2024	77.3	70.1	75.3	71.7	4,685,454	72.9%
3/11/2024	78.5	71.1	74.8	70.7	4,729,030	73.6%
3/12/2024	79.5	72.0	75.6	72.0	4,790,153	74.6%
3/13/2024	80.0	72.4	73.5	70.3	4,787,028	74.5%
3/14/2024	80.2	72.5	69.2	63.3	4,707,503	73.3%
3/15/2024	74.7	68.1	70.7	67.3	4,510,848	70.2%
3/16/2024	76.2	70.4	74.9	71.0	4,663,087	72.6%
3/17/2024	77.5	70.2	74.9	71.6	4,691,977	73.0%
3/18/2024	74.7	67.8	75.0	70.8	4,554,812	70.9%
3/19/2024	78.6	73.0	75.4	71.9	4,800,769	74.7%
3/20/2024	81.5	76.2	74.5	70.5	4,936,555	76.8%
3/21/2024	81.3	77.3	74.9	72.0	4,983,929	77.6%
3/22/2024	80.5	74.4	74.5	70.5	4,864,052	75.7%
3/23/2024	72.6	66.2	74.9	71.8	4,474,099	69.6%
3/24/2024	76.0	68.9	76.3	73.0	4,641,477	72.2%
3/25/2024	75.1	68.2	75.8	72.8	4,597,906	71.6%
3/26/2024	72.8	66.1	76.2	73.6	4,499,904	70.0%
3/27/2024	73.8	66.8	75.0	71.7	4,516,712	70.3%
3/28/2024	73.5	66.6	74.7	71.6	4,503,218	70.1%
3/29/2024	76.1	68.9	75.0	71.5	4,622,440	71.9%
3/30/2024	77.5	70.2	74.7	71.3	4,685,411	72.9%
3/31/2024	76.0	68.9	75.3	71.4	4,622,418	71.9%



* The total capacity of all District reservoirs is 6,425,000 gallons.

7. **REPORTS** (continued)

B. Emergency and Incident Report (Second Meeting Each Month)

CAL FIRE/Riverside County Fire Department

Emergency Incident Statistics



Bill Weiser

Fire Chief

4/2/2024

Report Provided By: Riverside County Fire Department

Communications and Technology Division

GIS Section

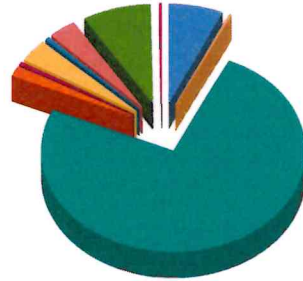
Please refer to Map and Incident by Battalion, Station, Jurisdiction

Incidents Reported for the month of March2024 and Special District Rubidoux CSD And Both (Code 2, Alpha, Omega, Code 3, Charlie, Delta, Bravo, Echo)

*Incidents are shown based on the primary response area for the incident location. This does not represent total response times for all units only the first unit in.

Response Activity

Incidents Reported for the month of March 2024 and Special District Rubidoux CSD And Both (Code 2, Alpha, Omega, Code 3, Charlie, Delta, Bravo, Echo)



False Alarm	16	6.6%
Haz Mat	1	0.4%
Medical	180	74.7%
Other Fire	4	1.7%
Other Misc	1	0.4%
Public Service Assist	9	3.7%
Res Fire	1	0.4%
Standby	8	3.3%
Traffic Collision	20	8.3%
Vehicle Fire	1	0.4%
Total	241	100.0%

False Alarm	16
Haz Mat	1
Medical	180
Other Fire	4
Other Misc	1
Public Service Assist	9
Res Fire	1
Standby	8
Traffic Collision	20
Vehicle Fire	1
Incident Total:	241

Average Enroute to Onscene Time*

Enroute Time = When a unit has been acknowledged as responding. Onscene Time = When a unit has been acknowledge as being on scene. For any other statistic outside Enroute to Onscene please contact the IT Help Desk at 951-940-6900

<5 Minutes	+5 Minutes	+10 Minutes	+20 Minutes	Average	% 0 to 5 min
176	55	10	0	4.2	73.0%

*CODE 3 and CODE 2 incidents are included in the total count of incidents and the average Enroute to Onscene Time.

Incidents by Battalion, Station and Jurisdiction

			False Alarm	Haz Mat	Medical	Other Fire	Other Misc	Public Service Assist	Res Fire	Standby	Traffic Collision	Vehicle Fire	Total
Battalion 14	Station 16 Pedley	City of Jurupa Valley	0	0	2	0	0	0	0	0	0	0	2
		Station Total	0	0	2	0	0	0	0	0	0	0	0
	Station 18 West Riverside	City of Jurupa Valley	1	0	9	0	0	1	0	0	3	0	14
		Station Total	1	0	9	0	0	1	0	0	3	0	14
	Station 38 Rubidoux	City of Jurupa Valley	15	1	169	4	1	8	1	8	17	1	225
		Station Total	15	1	169	4	1	8	1	8	17	1	225
	Battalion Total			16	1	180	4	1	9	1	8	20	1
Grand Total			16	1	180	4	1	9	1	8	20	1	241

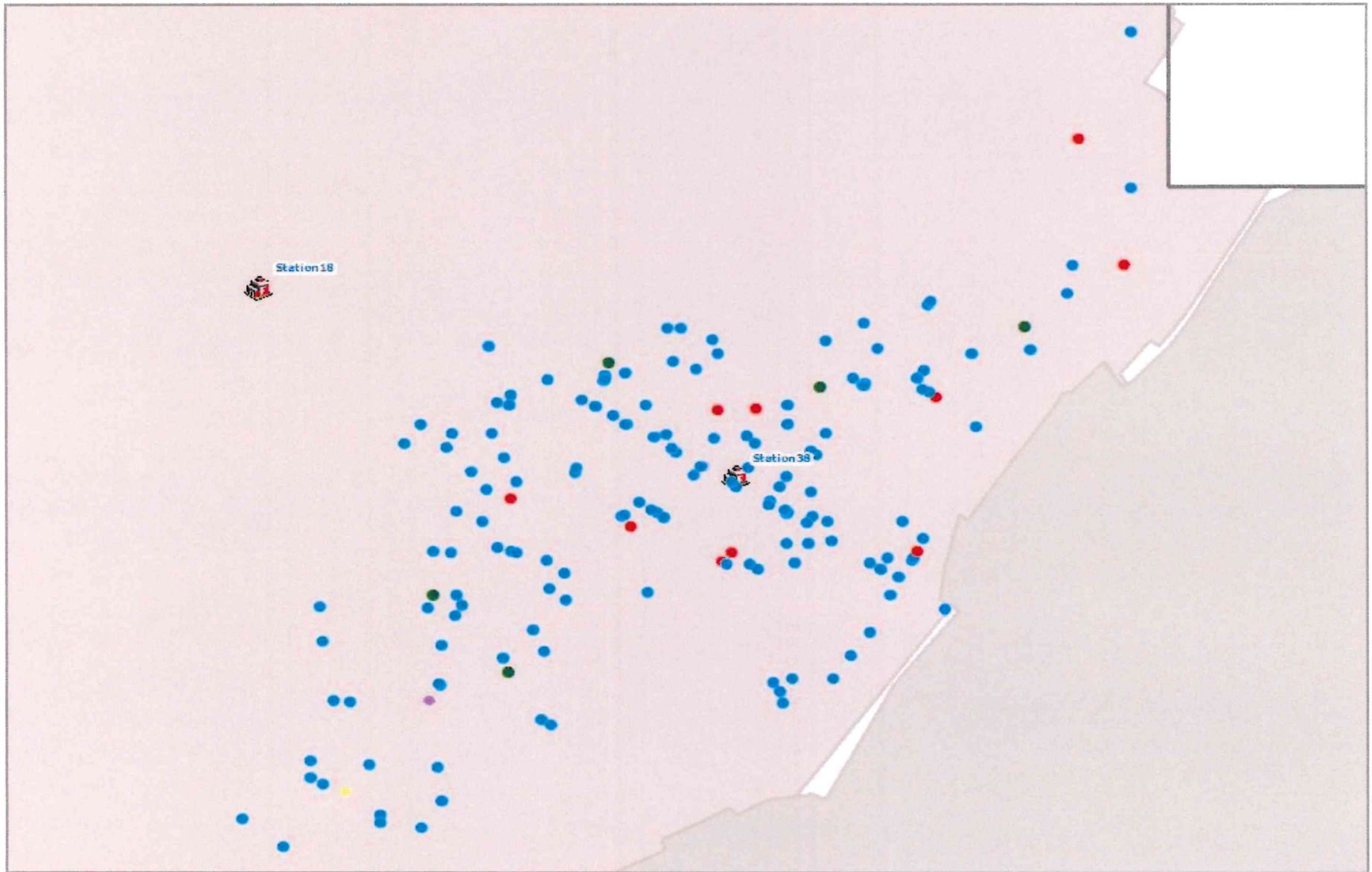
Incidents by Jurisdiction

	False Alarm	Haz Mat	Medical	Other Fire	Other Misc	Public Service	Res Fire	Standby	Traffic Collision	Vehicle Fire	Total
City of Jurupa Valley	16	1	180	4	1	9	1	8	20	1	241
Grand Total	16	1	180	4	1	9	1	8	20	1	241

Incidents by Supervisorial District - Summary

	DISTRICT 2 KAREN SPIEGEL	Grand Total
False Alarm	16	16
Haz Mat	1	1
Medical	180	180
Other Fire	4	4
Other Misc	1	1
Public Service Assist	9	9
Res Fire	1	1
Standby	8	8
Traffic Collision	20	20
Vehicle Fire	1	1
Total	241	241

MONTH = 3 and YEAR = 2024 and SPECIAL= 'Rubidoux CSD'



Legend

- | | | | |
|---------|------------|------------------|--------------|
| Fire | Medical | Riverside County | Fire Station |
| Hazard | Other Misc | Reservations | Casinos |
| Haz Mat | PSA | | |



Riverside County Fire GIS

*Incidents are shown based on the primary response area for the incident location. This does not represent total response times for all units only the first unit in.



Riverside County Fire Department
 Office of the Fire Marshal
 Rubidoux Community Services District
 3590 Rubidoux Blvd
 Rubidoux, CA 92509
 Bus (951) 684-7580



Monthly Activity Report

March 2024

<i>Activity</i>	<i>Total</i>
Total Number of Plan Reviews Completed	0
Plan Review Turnaround Time <i>(Goal is 15 Days)</i>	0
Total Number of Construction Inspections Conducted	0
Inspection Turnaround Time <i>(Goal is within 3 Days of Contact)</i>	0
Total Number of Annual Fire Inspections Conducted <i>(Including Reinspections)</i>	25
Number of Weed Abatement Inspections Performed	0
Planning & Development Meetings Attended	0
Planning & Development Cases Reviewed	0
Special Event Meetings	0
Special Event Inspections	0
Complaints	0
850 Inspections	0
School Inspections	3

7. **REPORTS** (continued)

C. General Manager and Staff Reports / Updates

7. **REPORTS** (continued)

D. Committee Reports

8. ACTION / DISCUSSION ITEMS

- A. **DM 2024-32:** Consideration to Approve Solid Waste Rate Increases for FY 2024|2025 and Authorize Staff to Prepare and Set Solid Waste Public Protest Hearing Pursuant to Proposition 2018

Rubidoux Community Services District

Board of Directors

John Skerbelis, President
Hank Trueba Jr., Vice-President
Bernard Murphy
Armando Muniz
F. Forest Trowbridge



General Manager

Brian R. Laddusaw

Water Resource Management Refuse Collection Street Lights Fire / Emergency Services Weed Abatement

DIRECTORS MEMORANDUM 2024-32

April 18, 2024

To: Rubidoux Community Services District
Board of Directors

Subject: Consideration to Approve Solid Waste Rate Increases for FY 2024|2025 and Authorize Staff to Prepare and Set Solid Waste Public Protest Hearing Pursuant to Proposition 218

BACKGROUND:

On March 19, 2024, the Solid Waste (“Trash”) Committee and staff met with Richard Nino and Michael Heftman of Burrtec Waste Industries, Inc. (“Burrtec”), the District’s exclusive waste hauler, to discuss Burrtec’s draft proposed rate increases to the trash rates for FY 2024|2025. The County of Riverside’s pass-through rates (“tipping fees”) were finalized on March 28, 2024. On April 11, 2024, a second Trash Committee was scheduled to review the final FY 2024|2025 rate tables. At the conclusion of the second Trash Committee, both Committee members concurred on the following motion: 1) Approve the FY 2024|2025 rate tables (Attachment 1) and initiate the Proposition 218 rate increase implementation schedule; and 2) Agendize for full Board of Directors (“Board”) consideration at the April 18, 2024, regular meeting.

More than 90% of the District’s trash customers are classified as residential customers. Residential trash rates, most notably those with the 90-gallon can, have been utilized by the Board as the baseline for discussing rate adjustments each year. Burrtec is proposing rate increases across all service areas and customer classifications. Table 1 details the proposed rate increase (itemized) for a residential customer with a 90-gallon can:

For residential customers with a 90-gallon can, Burrtec is proposing a rate of \$40.14/month, a \$2.79/month increase, or 7.47%.

A description of the various cost components of the trash rate is as follows:

TABLE 1				
Cost Component	Current	Proposed		
	FY 23 24	FY 24 25		
	(\$)	(\$)	(\$)	(%)
CPI (4.65%)	\$ 18.92	\$ 19.80	\$ 0.88	4.65%
Landfill tipping fee	\$ 8.69	\$ 9.08	\$ 0.39	4.49%
Recycling	\$ 2.05	\$ 2.37	\$ 0.32	15.61%
Mixed Organics	\$ 5.54	\$ 5.99	\$ 0.45	8.12%
SB 1383 Admin Fee	\$ 0.90	\$ 0.90	\$ -	0.00%
RCSD Admin Fee	\$ 1.25	\$ 2.00	\$ 0.75	60.00%
Total	\$ 37.35	\$ 40.14	\$ 2.79	7.47%

- CPI – This cost is the service component of Burrtec which is adjusted via the consumer price index (“CPI”) on an annual basis. Last year, the CPI was 8.70% but Burrtec capped the service cost increase at 6.0%. In the current year, although inflation is appearing to subside, the increase was calculated at 4.65%. The CPI values for purposes of calculating the percentage are included as the last page of Attachment 1. This amount is kept by Burrtec.
- Landfill, Recycling, Mixed Organics – These costs are pass-through costs from the County of Riverside for each component’s respective “tipping fee” and are not controlled by Burrtec. The recyclables commodity market declined during 2023 resulting in a recycling processing cost increase for the 2024 rate year. Further, mixed organics includes food waste recycling.
- SB 1383 Administrative Fee – This fee covers the ongoing costs of implementation including tracking and recordkeeping, annual reporting, contamination monitoring, education and outreach, procurement, container labeling and other required items. The fee remains unchanged from the previous year.
- RCSD Administrative Fee – This is the District administrative monthly charge per residential customer.

The service cost (CPI) is contractually allowed for in the Agreement. Further, the “tipping fees” are pass-through costs from the County of Riverside. The service costs and “tipping fees” are effectively “non-negotiable” by the District.

The District’s has at its discretion the ability to adjust the ‘RCSD Admin Fee’. For the District’s commercial customers, this would be considered the ‘Franchise Fee’. From 2008-2022, the District’s Admin. Fee and Franchise Fee were \$0.25/month per customer and 10%/month per customer, respectively. The Board is conscious of rate adjustments every year and since other cost components have increased over the years, an effort was made to keep the District’s fees low to lessen the overall impact to the District’s customers.

In 2022, the District had approximately 6,300 residential trash customers and 400 commercial trash customers. A \$0.25/month per customer fee would have generated approximately \$19,000 in revenue from residential customers and a 10%/month per customer fee would have generated approximately \$120,000 in revenue from

commercial customers over the course of a year. In total, the District would have generated approximately \$139,000 in revenue in 2022 from its District charged fees. Further, the District receives other miscellaneous revenues in the form of container “roll-off” revenue and a District billing fee, which has been \$3,000/month since the inception of the Agreement.

These four revenue components: 1) residential admin. fee, 2) commercial franchise fee, 3) “roll-off” revenue, and 4) billing fee are combined to offset the administrative costs incurred by the District to manage the trash enterprise. Administrative costs include but are not limited to a pro-rata allocation of salaries, benefits, and overhead costs of the District’s customer service staff and management staff who have an active role in the trash enterprise. Historically, administrative costs not covered by this revenue must be subsidized from discretionary property tax revenues. For FY 2022|2023, this subsidy was estimated to be \$273,800. In other words, the District’s trash enterprise was not generating enough revenue to cover its costs and required funds from other sources which is not a sustainable business model as discretionary property tax revenues fluctuate from year-to-year. Further, offsetting solid waste administrative costs with discretionary property tax revenues reduces the District’s ability to use those monies for more pressing operational challenges or reserving those monies for future unforeseen costs.

Understanding this, beginning in FY 2022|2023 the Board adopted a five-year rate plan to increase the District’s residential Admin. Fee and commercial Franchise Fee with the purpose of reducing and eventually eliminating the trash enterprises need for a discretionary property tax revenue subsidy. The five-year rate plan is summarized in Table 2 below:

TABLE 2						
District Fee's	2008-2022	FY 22 23	FY 23 24	FY 24 25	FY 25 26	FY 26 27
Residential Administrative Fee	\$ 0.25	\$ 1.00	\$ 1.25	\$ 1.50	\$ 1.75	\$ 2.00
Commercial Franchise Fee	10%	13%	14%	15%	16%	17%


Trash Committee Recommendation

Keeping with the five-year rate plan above, staff proposed a \$0.25 increase to the monthly residential Admin. Fee and 1.0% increase to the commercial Franchise Fee. Combined, these increases were anticipated to generate an additional \$35,000 in revenues for FY 2024|2025. This was projected to leave a discretionary property tax offset of approximately \$78,000.

On April 11, 2024, the Trash Committee unanimously moved to adjust the Admin. Fee from \$1.25 to \$2.00 and commercial Franchise Fee from 14% to 17% (Year 5) beginning FY 2024|2025 as opposed to the original proposal of \$0.25 and 1.00%, respectively. The purpose being to eliminate the discretionary property tax offset in FY 2024|2025 and not wait until FY 2026|2027.

For reference, the City of Jurupa Valley currently charges its residential customers a franchise fee of \$4.88/month.

In December 2022, the Board adopted a five-year rate plan for its water and wastewater enterprises effective July 1, 2023, and allowing for rate increases every July 1 until July 1, 2027. Historically, due to the volatility of the solid waste enterprise, the District has authorized single year adjustments. The same is proposed this year.

Rate adjustments are subject to the requirements of Proposition 218. The most notable requirements of Proposition 218 include:

1. Hold noticed public hearing.
2. Notice of public hearing must be mailed to property owners of record and tenants directly responsible for the fee at least 45 days prior to the public hearing.
3. The notice must contain the following information:
 - a. The amount of the fee or charge proposed to be imposed.
 - b. The basis upon which it was calculated.
 - c. The reason for the fee or charge.
 - d. The date, time, and location of the public hearing.

With a goal of having the rates in effect by July 1, 2024, and understanding the requirements above, staff proposes the following FY 2024|2025 rate increase implementation schedule:

- April 18, 2024 (Board Meeting) – Board consideration to authorize staff to initiate Proposition 218 process for increase in solid waste rates.
- April 25, 2024 – Draft Resolution available at the District office and on the District website.
- No later than May 6, 2024 – Mail Proposition 218 notices to property owners and renters.
- June 20, 2024 – Protest Hearing for the proposed solid waste rates. Adopt the rate adjustment Resolution.
- July 1, 2024 – New solid waste rates in effect.

RECOMMENDATION:

Staff recommends the Board of Directors authorize the General Manager to:

1. Prepare and set the Solid Waste Protest Hearing pursuant to Proposition 218 for consideration of increased Solid Waste customer rates.
2. Prepare a draft resolution for the solid waste rate increases for the Board to consider and adopt subsequent to the Protest Hearing.

Respectfully,



BRIAN R. LADDUSAW, CPA
General Manager

Attachment(s):

1. Final FY 2024|2025 Rate Increase Worksheets - Burrtec

**RUBIDOUX COMMUNITY SERVICES DISTRICT
PROPOSED 2024 RATE INCREASES**

Service Type	Current 2023 Rates	Proposed 2024 Rates
<u>Residential Barrel</u>		
Size		
90g	\$37.35	\$40.14
60g	\$34.23	\$36.87
Extra Barrel - Trash	\$11.18	\$11.69
Extra Barrel - Recycling	\$1.42	\$1.49
Extra Barrel - Greenwaste/Organics	\$8.34	\$8.92
Extra Pick-up	\$19.19	\$20.81
Recycling Contamination-barrels	\$51.98	\$56.36
Exchange (first exchange free)	\$20.36	\$22.07
Replacement (charged for customer damaged barrels)	\$87.70	\$95.10
<u>Residential Trash Bins (with recycling & organics barrels)</u>		
Size	Freq	
2	1	\$138.98
2	2	\$215.74
2	3	\$292.45
2	4	\$369.26
2	5	\$445.94
2	6	\$522.66
3	1	\$174.50
3	2	\$295.72
3	3	\$405.40
3	4	\$515.09
3	5	\$624.74
3	6	\$734.38
4	1	\$209.58
4	2	\$356.55
4	3	\$503.51
4	4	\$650.52
4	5	\$797.48
4	6	\$944.47
		\$1,035.02
<u>Roll-Offs (Trash)</u>		
40 yard (6 tons)		\$860.33
20 yard (8 tons)		\$1,046.17
10 yard (8 tons)		\$1,046.17
40 yard compactor (8 tons)		\$1,077.80
40 yard (6 tons) -Temporary, 7 days		\$891.97
20 yard (8 tons) - Temporary, 7 days		\$1,109.45
10 yard (8 tons) - Temporary, 7 days		\$1,109.45
40 yard sludge (plus applicable disposal)		\$403.92
Excess disposal-per ton		\$76.94
		\$80.54
Rental Fee (per day)		\$32.24
Relocation Fee		\$91.14
Dry Run Fee		\$98.65
Liner for Roll-Off		\$136.19
End Dump (rate per hour)	n/a	\$265.41

**RUBIDOUX COMMUNITY SERVICES DISTRICT
PROPOSED 2024 RATE INCREASES**

Service Type	Current 2023 Rates	Proposed 2024 Rates
<u>Roll-Offs Recycling</u>		
40 yard (Plus applicable disposal) (incl. compactor)	\$290.41	\$314.90
<u>Commercial Barrel Service</u>		
40-gallon trash barrel, 1x	\$22.80	\$24.40
60-gallon trash barrel, 1x	\$31.42	\$33.60
90-gallon trash barrel, 1x	\$38.74	\$41.35
35-gallon recycling barrel, 1x	\$21.88	\$23.93
35-gallon recycling barrel, 2x	n/a	\$47.41
35-gallon recycling barrel, 3x	n/a	\$71.43
35-gallon recycling barrel, 4x	n/a	\$95.46
35-gallon recycling barrel, 5x	n/a	\$119.48
35-gallon recycling barrel, 6x	n/a	\$143.52
65-gallon recycling barrel, 1x	\$22.72	\$25.01
65-gallon recycling barrel, 2x	n/a	\$49.48
65-gallon recycling barrel, 3x	n/a	\$74.49
65-gallon recycling barrel, 4x	n/a	\$99.51
65-gallon recycling barrel, 5x	n/a	\$124.52
65-gallon recycling barrel, 6x	n/a	\$149.53
90-gallon recycling barrel, 1x	\$23.38	\$26.07
90-gallon recycling barrel, 2x	n/a	\$51.51
90-gallon recycling barrel, 3x	n/a	\$77.51
90-gallon recycling barrel, 4x	n/a	\$103.51
90-gallon recycling barrel, 5x	n/a	\$129.49
90-gallon recycling barrel, 6x	n/a	\$155.49
Extra Pick-up	\$32.24	\$34.96
Exchange (first exchange free)	\$20.36	\$22.07
Replacement (charged for lost or stolen barrels)	\$87.70	\$95.10
<u>Commercial Trash Bins</u>		
Size	Freq	
2	1	\$118.27
2	2	\$198.87
2	3	\$279.41
2	4	\$360.03
2	5	\$440.56
2	6	\$521.10
3	1	\$155.71
3	2	\$282.67
3	3	\$398.09
3	4	\$513.53
3	5	\$628.93
3	6	\$744.31
4	1	\$192.71
4	2	\$347.33
4	3	\$501.95
4	4	\$656.63
4	5	\$811.23
4	6	\$965.88
Extra Pick-up		\$51.99
Temporary Bins (3yd, 7 days)		\$141.78
Temp. Bins - Dump & Return		\$125.85

**RUBIDOUX COMMUNITY SERVICES DISTRICT
PROPOSED 2024 RATE INCREASES**

Service Type	Current 2023 Rates	Proposed 2024 Rates
<u>Commingled Recyclables</u>		
Size	Freq	
1.5	1	\$91.52
1.5	2	\$145.37
1.5	3	\$199.17
1.5	4	\$253.03
1.5	5	\$306.81
1.5	6	\$360.62
3	1	\$139.07
3	2	\$223.84
3	3	\$307.60
3	4	\$391.17
3	5	\$474.73
3	6	\$558.33
Extra Pick-up		\$51.99
<u>Green Waste</u>		
Size	Freq	
35g	1	\$41.62
35g	2	\$68.70
35g	3	\$91.13
35g	4	\$113.93
35g	5	\$145.76
35g	6	\$158.90
65g	1	\$44.74
65g	2	\$74.85
65g	3	\$100.29
65g	4	\$126.13
65g	5	\$160.97
65g	6	\$177.12
90g	1	\$47.83
90g	2	\$80.94
90g	3	\$109.41
90g	4	\$138.27
90g	5	\$176.13
90g	6	\$195.30
1.5	1	\$114.28
1.5	2	\$190.88
1.5	3	\$267.43
1.5	4	\$344.06
1.5	5	\$420.58
1.5	6	\$497.14
3	1	\$184.58
3	2	\$314.86
3	3	\$445.21
3	4	\$575.56
3	5	\$705.90
3	6	\$836.24
Green Waste Contamination		\$71.47

**RUBIDOUX COMMUNITY SERVICES DISTRICT
PROPOSED 2024 RATE INCREASES**

Service Type	Current 2023 Rates	Proposed 2024 Rates
<u>Food Waste</u>		
Size	Freq	
35g	1	\$58.64
35g	2	\$104.07
35g	3	\$145.24
35g	4	\$186.78
35g	5	\$236.52
35g	6	\$269.25
65g	1	\$82.74
65g	2	\$152.15
65g	3	\$217.33
65g	4	\$282.86
65g	5	\$356.60
65g	6	\$413.33
2	1	\$275.49
2	2	\$500.69
2	3	\$709.68
2	4	\$920.10
2	5	\$1,161.59
2	6	\$1,338.68
Food Waste Contamination		\$71.47
<u>Applies to all Bin Types:</u>		
Exchange (first exchange free)		\$101.80
Replacement + actual bin cost (charged for lost or stolen bins)		\$114.84
<u>Other</u>		
Tilthopper		\$47.93
Steam Clean (compactor box)		\$195.80
Locking Bin		\$20.51
Liner for Cardboard Boxes		\$12.26
<u>Certificate of Destruction</u>		
Taken to Burrtec MRF - per load		\$140.12
Taken to Riverside County Landfill (per ton)		\$75.83

Residential Rate Adjustment
 July 1, 2024

Bin Size	7/1/23 Current Components										7/1/24 Proposed Components							
	Actual CPI Annual Index	Rate Service	CPI used Net Service	SB 1383 Admin Fee	Actual per ton Landfill	Actual per ton Recycling	Actual per ton Mixed Organics	City Admin Fee	Total Rate	Net to Burrtec	Actual CPI Annual Index	Rate Service	Actual per ton Landfill	Actual per ton Recycling	Actual per ton Mixed Organics	City Admin Fee	Total Rate	Net to Burrtec
	60.6 lbs/week/90 gal Refuse 40 lbs/week/60 gal Refuse 13 lbs/week/Recycling 29.4 lbs/week/Organics										62.7 lbs/week/90 gal Refuse 41.4 lbs/week/60 gal Refuse 13.6 lbs/week/Recycling 30.9 lbs/week/Organics							
90 gal can	19.40	(0.48)	18.92	0.90	8.69	2.05	5.54	1.25	\$37.35	\$36.10	19.80	0.90	9.08	2.37	5.99	2.00	\$40.14	\$38.14
60 gal can	19.23	(0.48)	18.75	0.90	5.74	2.05	5.54	1.25	\$34.23	\$32.98	19.62	0.90	5.99	2.37	5.99	2.00	\$36.87	\$34.87
Extra Barrels																		
Refuse	2.55	(0.06)	2.49		8.69	0.00	0.00	0.00	\$11.18	\$11.18	2.61		9.08	0.00	0.00	0.00	\$11.69	\$11.69
Recycling	1.46	(0.04)	1.42		0.00	0.00	0.00	0.00	\$1.42	\$1.42	1.49		0.00	0.00	0.00	0.00	\$1.49	\$1.49
Organics	2.87	(0.07)	2.80		0.00	0.00	5.54	0.00	\$8.34	\$8.34	2.93		0.00	0.00	5.99	0.00	\$8.92	\$8.92

Notes:

1. Recycling rebates are adjusted one year in arrears based on actual composition of the material, processing and residue costs, offset by the value of the recovered material. Refuse barrel count (Burrtec data) of 6,718 used to calculate lbs per week.
2. AMMRF disposal rates from the 7/1/23 Rate Sheet.

Notes:

1. Recycling rebates are adjusted one year in arrears based on actual composition of the material, processing and residue costs, offset by the value of the recovered material. Refuse barrel count (Burrtec data) of 6,946 used to calculate lbs per week.
2. AMMRF disposal rates from the 7/1/24 Rate Sheet.

60.62	refuse lbs/week 90 gal
40.01	refuse lbs/week 60 gal
13.04	recycling lbs/week
29.38	mixed organics lbs/week

62.69	refuse lbs/week 90 gal
41.38	refuse lbs/week 60 gal
13.55	recycling lbs/week
30.88	mixed organics lbs/week

Assumed 3 lbs/week from trash to mixed organics.

Burrtec Waste Industries, Inc.
 Rubidoux Community Service District

Residential Refuse Bins (includes a mandatory recycling & an organics barrel)
 July 1, 2024

		7/1/23 Current Components								
Bin Size	Freq	Bin Trash Service	Recycling & Organics Barrel Service	BWI SB 1383 Admin Fee \$0.90	Recycling Processing Fee \$2.05	Organics Processing Fee \$5.54	Actual \$66.17 per ton Landfill	14.00% Franchise Fee	Total Rate	Net to Burrtec
2	1	72.30	12.61	0.90	2.05	5.54	26.12	19.46	\$138.98	\$119.52
2	2	112.20	12.61	0.90	2.05	5.54	52.24	30.20	\$215.74	\$185.54
2	3	152.04	12.61	0.90	2.05	5.54	78.37	40.94	\$292.45	\$251.51
2	4	191.97	12.61	0.90	2.05	5.54	104.49	51.70	\$369.26	\$317.56
2	5	231.80	12.61	0.90	2.05	5.54	130.61	62.43	\$445.94	\$383.51
2	6	271.66	12.61	0.90	2.05	5.54	156.73	73.17	\$522.66	\$449.49
3	1	89.78	12.61	0.90	2.05	5.54	39.19	24.43	\$174.50	\$150.07
3	2	154.85	12.61	0.90	2.05	5.54	78.37	41.40	\$295.72	\$254.32
3	3	209.99	12.61	0.90	2.05	5.54	117.55	56.76	\$405.40	\$348.64
3	4	265.15	12.61	0.90	2.05	5.54	156.73	72.11	\$515.09	\$442.98
3	5	320.26	12.61	0.90	2.05	5.54	195.92	87.46	\$624.74	\$537.28
3	6	375.37	12.61	0.90	2.05	5.54	235.10	102.81	\$734.38	\$631.57
4	1	106.90	12.61	0.90	2.05	5.54	52.24	29.34	\$209.58	\$180.24
4	2	181.04	12.61	0.90	2.05	5.54	104.49	49.92	\$356.55	\$306.63
4	3	255.19	12.61	0.90	2.05	5.54	156.73	70.49	\$503.51	\$433.02
4	4	329.38	12.61	0.90	2.05	5.54	208.97	91.07	\$650.52	\$559.45
4	5	403.51	12.61	0.90	2.05	5.54	261.22	111.65	\$797.48	\$685.83
4	6	477.68	12.61	0.90	2.05	5.54	313.46	132.23	\$944.47	\$812.24

91.10 lbs. per yard

		7/1/24 Proposed Components								
Bin Size	Freq	Actual CPI Annual Index 4.65% Service	Recycling & Organics Barrel Service	BWI SB 1383 Admin Fee \$0.90	Recycling Processing Fee \$2.37	Organics Processing Fee \$5.99	Actual \$66.85 per ton Landfill	17.00% Franchise Fee	Total Rate	Net to Burrtec
2	1	75.66	13.20	0.90	2.37	5.99	28.06	25.84	\$152.02	\$126.18
2	2	117.42	13.20	0.90	2.37	5.99	56.12	40.14	\$236.14	\$196.00
2	3	159.12	13.20	0.90	2.37	5.99	84.18	54.43	\$320.19	\$265.76
2	4	200.90	13.20	0.90	2.37	5.99	112.23	68.74	\$404.33	\$335.59
2	5	242.59	13.20	0.90	2.37	5.99	140.29	83.02	\$488.36	\$405.34
2	6	284.30	13.20	0.90	2.37	5.99	168.36	97.31	\$572.43	\$475.12
3	1	93.96	13.20	0.90	2.37	5.99	42.09	32.47	\$190.98	\$158.51
3	2	162.06	13.20	0.90	2.37	5.99	84.18	55.03	\$323.73	\$268.70
3	3	219.76	13.20	0.90	2.37	5.99	126.27	75.47	\$443.96	\$368.49
3	4	277.49	13.20	0.90	2.37	5.99	168.36	95.92	\$564.23	\$468.31
3	5	335.17	13.20	0.90	2.37	5.99	210.44	116.35	\$684.42	\$568.07
3	6	392.84	13.20	0.90	2.37	5.99	252.53	136.78	\$804.61	\$667.83
4	1	111.88	13.20	0.90	2.37	5.99	56.12	39.01	\$229.47	\$190.46
4	2	189.47	13.20	0.90	2.37	5.99	112.23	66.39	\$390.55	\$324.16
4	3	267.07	13.20	0.90	2.37	5.99	168.36	93.78	\$551.67	\$457.89
4	4	344.71	13.20	0.90	2.37	5.99	224.47	121.18	\$712.82	\$591.64
4	5	422.29	13.20	0.90	2.37	5.99	280.59	148.56	\$873.90	\$725.34
4	6	499.91	13.20	0.90	2.37	5.99	336.70	175.95	\$1,035.02	\$859.07

96.86 lbs. per yard

Commercial Rate Adjustment
July 1, 2024

		7/1/23 Current Components					
Bin Size	Freq	CPI	Fee per Yard	Actual	14.00% Franchise Fee	Total Rate	Net to Burrtec
		Annual Index 8.70% Service	\$0.38 Compliance Fee	8.98% \$66.17 per ton Landfill			
40 Gal	1	12.38	0.90	6.33	3.19	\$22.80	\$19.61
60 Gal	1	16.63	0.90	9.49	4.40	\$31.42	\$27.02
90 Gal	1	18.20	0.90	14.22	5.42	\$38.74	\$33.32
2	1	72.30	3.29	26.12	16.56	\$118.27	\$101.71
2	2	112.20	6.59	52.24	27.84	\$198.87	\$171.03
2	3	152.04	9.88	78.37	39.12	\$279.41	\$240.29
2	4	191.97	13.17	104.49	50.40	\$360.03	\$309.63
2	5	231.80	16.47	130.61	61.68	\$440.56	\$378.88
2	6	271.66	19.76	156.73	72.95	\$521.10	\$448.15
3	1	89.78	4.94	39.19	21.80	\$155.71	\$133.91
3	2	154.85	9.88	78.37	39.57	\$282.67	\$243.10
3	3	209.99	14.82	117.55	55.73	\$398.09	\$342.36
3	4	265.15	19.76	156.73	71.89	\$513.53	\$441.64
3	5	320.26	24.70	195.92	88.05	\$628.93	\$540.88
3	6	375.37	29.64	235.10	104.20	\$744.31	\$640.11
4	1	106.90	6.59	52.24	26.98	\$192.71	\$165.73
4	2	181.04	13.17	104.49	48.63	\$347.33	\$298.70
4	3	255.19	19.76	156.73	70.27	\$501.95	\$431.68
4	4	329.38	26.35	208.97	91.93	\$656.63	\$564.70
4	5	403.51	32.93	261.22	113.57	\$811.23	\$697.66
4	6	477.68	39.52	313.46	135.22	\$965.88	\$830.66

91.10 lbs. per yard.

		7/1/24 Proposed Components					
Bin Size	Freq	CPI	Fee per Yard	Actual	17.00% Franchise Fee	Total Rate	Net to Burrtec
		Annual Index 4.65% Service	\$0.38 Compliance Fee	1.03% \$66.85 per ton Landfill			
40 Gal	1	12.96	0.90	6.39	4.15	\$24.40	\$20.25
60 Gal	1	17.40	0.90	9.59	5.71	\$33.60	\$27.89
90 Gal	1	19.05	0.90	14.37	7.03	\$41.35	\$34.32
2	1	75.66	3.29	28.06	21.92	\$128.93	\$107.01
2	2	117.42	6.59	56.12	36.89	\$217.02	\$180.13
2	3	159.12	9.88	84.18	51.86	\$305.04	\$253.18
2	4	200.90	13.17	112.23	66.83	\$393.13	\$326.30
2	5	242.59	16.47	140.29	81.79	\$481.14	\$399.35
2	6	284.30	19.76	168.36	96.76	\$569.18	\$472.42
3	1	93.96	4.94	42.09	28.88	\$169.87	\$140.99
3	2	162.06	9.88	84.18	52.46	\$308.58	\$256.12
3	3	219.76	14.82	126.27	73.91	\$434.76	\$360.85
3	4	277.49	19.76	168.36	95.37	\$560.98	\$465.61
3	5	335.17	24.70	210.44	116.81	\$687.12	\$570.31
3	6	392.84	29.64	252.53	138.26	\$813.27	\$675.01
4	1	111.88	6.59	56.12	35.76	\$210.35	\$174.59
4	2	189.47	13.17	112.23	64.49	\$379.36	\$314.87
4	3	267.07	19.76	168.36	93.23	\$548.42	\$455.19
4	4	344.71	26.35	224.47	121.98	\$717.51	\$595.53
4	5	422.29	32.93	280.59	150.71	\$886.52	\$735.81
4	6	499.91	39.52	336.70	179.45	\$1,055.58	\$876.13

96.86 lbs. per yard.

Burrtec Waste Industries, Inc.
 Rubidoux Community Service District

**Rolloff Rate Adjustment
 July 1, 2024**

Size	Maximum Tonnage	7/1/23 Current Components					7/1/24 Proposed Components				
		CPI Annual Index 8.70% Service	Fee per Load \$4.75 Compliance Fee	Actual 8.98% \$66.17 Landfill	14.00% Franchise Fee	Total Rate	CPI Annual Index 4.65% Service	Fee per Load \$4.75 Compliance Fee	Actual 1.03% \$66.85 Landfill	17.00% Franchise Fee	Total Rate
<u>Permanent</u>											
40 Yard	6	338.11	4.75	397.02	120.45	\$860.33	353.85	4.75	401.10	155.60	\$915.30
20 Yard	8	365.60	4.75	529.36	146.46	\$1,046.17	382.62	4.75	534.80	188.88	\$1,111.05
10 Yard	8	365.60	4.75	529.36	146.46	\$1,046.17	382.62	4.75	534.80	188.88	\$1,111.05
40 Yard Compactor	8	392.80	4.75	529.36	150.89	\$1,077.80	411.08	4.75	534.80	194.71	\$1,145.34
<u>Temporary</u>											
40 Yard	6	365.32	4.75	397.02	124.88	\$891.97	382.32	4.75	401.10	161.43	\$949.60
20 Yard	8	420.02	4.75	529.36	155.32	\$1,109.45	439.57	4.75	534.80	200.54	\$1,179.66
10 Yard	8	420.02	4.75	529.36	155.32	\$1,109.45	439.57	4.75	534.80	200.54	\$1,179.66
40 Yard-sludge		347.37		Actual	56.55	\$403.92	363.54		Actual	74.46	\$438.00
<u>Recycling (includes f/w, g/w, wood, inert, C&D, & compactor)</u>											
10/20/40 Yard		249.75		Actual	40.66	\$290.41	261.37		Actual	53.53	\$314.90
<u>Misc.</u> Roll Off Liner End Dump (rate per hour)		117.12			19.07	\$136.19 n/a	122.57 220.29		25.10 45.12	\$147.67 \$265.41	
<u>Disposal</u> Excess Refuse				66.17	10.77	\$76.94		66.85	13.69	\$80.54	

Burrtec Waste Industries, Inc.
 Rubidoux Community Service District

**Commercial Recycling Bin Rate Adjustment
 July 1, 2024**

		7/1/23 Current Components						7/1/24 Proposed Components				
Bin Size	Freq	CPI Annual Index 8.70% Service	\$56.36 Per Ton Processing	Reverse 7/1/2022 Rate Stabilization	14.00% Franchise Fee	Total Rate	Net to Burrtec	CPI Annual Index 4.65% Service	\$71.81 Per Ton Processing	17.00% Franchise Fee	Total Rate	Net to Burrtec
35 Gal	1	18.07	0.75		3.06	\$21.88	\$18.82	18.91	0.95	4.07	\$23.93	\$19.86
35 Gal	2					n/a	n/a	37.44	1.91	8.06	\$47.41	\$39.35
35 Gal	3					n/a	n/a	56.43	2.86	12.14	\$71.43	\$59.29
35 Gal	4					n/a	n/a	75.42	3.81	16.23	\$95.46	\$79.23
35 Gal	5					n/a	n/a	94.41	4.76	20.31	\$119.48	\$99.17
35 Gal	6					n/a	n/a	113.40	5.72	24.40	\$143.52	\$119.12
65 Gal	1	18.15	1.39		3.18	\$22.72	\$19.54	18.99	1.77	4.25	\$25.01	\$20.76
65 Gal	2					n/a	n/a	37.53	3.54	8.41	\$49.48	\$41.07
65 Gal	3					n/a	n/a	56.52	5.31	12.66	\$74.49	\$61.83
65 Gal	4					n/a	n/a	75.51	7.08	16.92	\$99.51	\$82.59
65 Gal	5					n/a	n/a	94.50	8.85	21.17	\$124.52	\$103.35
65 Gal	6					n/a	n/a	113.49	10.62	25.42	\$149.53	\$124.11
90 Gal	1	18.20	2.03	(0.12)	3.27	\$23.38	\$20.11	19.05	2.59	4.43	\$26.07	\$21.64
90 Gal	2					n/a	n/a	37.58	5.17	8.76	\$51.51	\$42.75
90 Gal	3					n/a	n/a	56.57	7.76	13.18	\$77.51	\$64.33
90 Gal	4					n/a	n/a	75.56	10.35	17.60	\$103.51	\$85.91
90 Gal	5					n/a	n/a	94.55	12.93	22.01	\$129.49	\$107.48
90 Gal	6					n/a	n/a	113.54	15.52	26.43	\$155.49	\$129.06
1.5	1	72.30	6.41		12.81	\$91.52	\$78.71	75.66	8.17	17.17	\$101.00	\$83.83
1.5	2	112.20	12.82		20.35	\$145.37	\$125.02	117.42	16.34	27.40	\$161.16	\$133.76
1.5	3	152.05	19.24		27.88	\$199.17	\$171.29	159.13	24.51	37.61	\$221.25	\$183.64
1.5	4	191.97	25.64		35.42	\$253.03	\$217.61	200.90	32.67	47.84	\$281.41	\$233.57
1.5	5	231.80	32.06		42.95	\$306.81	\$263.86	242.59	40.85	58.05	\$341.49	\$283.44
1.5	6	271.66	38.47		50.49	\$360.62	\$310.13	284.30	49.01	68.27	\$401.58	\$333.31
3	1	106.78	12.82		19.47	\$139.07	\$119.60	111.75	16.34	26.24	\$154.33	\$128.09
3	2	166.86	25.64		31.34	\$223.84	\$192.50	174.63	32.67	42.46	\$249.76	\$207.30
3	3	227.00	38.47	(0.93)	43.06	\$307.60	\$264.54	237.56	49.01	58.70	\$345.27	\$286.57
3	4	287.14	51.29	(2.02)	54.76	\$391.17	\$336.41	300.50	65.35	74.93	\$440.78	\$365.85
3	5	347.27	64.11	(3.11)	66.46	\$474.73	\$408.27	363.43	81.68	91.17	\$536.28	\$445.11
3	6	407.42	76.93	(4.19)	78.17	\$558.33	\$480.16	426.38	98.02	107.41	\$631.81	\$524.40

35.00 lbs. per yard.

35.00 lbs. per yard.

Burrtec Waste Industries, Inc.
 Rubidoux Community Service District

Green Waste Bin Rate
July 1, 2024

		7/1/23 Current Components					7/1/24 Proposed Components				
Barrel Size	Freq	CPI Annual Index 8.70% Service	Actual \$61.49 per ton Processing	14.00% Franchise Fee	Total Rate	Net to Burrtec	CPI Annual Index 4.65% Service	Actual \$63.27 per ton Processing	17.00% Franchise Fee	Total Rate	Net to Burrtec
35 Gal	1	32.76	3.03	5.83	\$41.62	\$35.79	34.28	3.12	7.66	\$45.06	\$37.40
35 Gal	2	53.02	6.06	9.62	\$68.70	\$59.08	55.49	6.24	12.64	\$74.37	\$61.73
35 Gal	3	69.28	9.09	12.76	\$91.13	\$78.37	72.50	9.36	16.77	\$98.63	\$81.86
35 Gal	4	85.86	12.12	15.95	\$113.93	\$97.98	89.86	12.47	20.96	\$123.29	\$102.33
35 Gal	5	110.20	15.15	20.41	\$145.76	\$125.35	115.33	15.59	26.81	\$157.73	\$130.92
35 Gal	6	118.46	18.19	22.25	\$158.90	\$136.65	123.97	18.71	29.22	\$171.90	\$142.68
65 Gal	1	32.85	5.63	6.26	\$44.74	\$38.48	34.38	5.79	8.23	\$48.40	\$40.17
65 Gal	2	53.11	11.26	10.48	\$74.85	\$64.37	55.58	11.58	13.76	\$80.92	\$67.16
65 Gal	3	69.36	16.89	14.04	\$100.29	\$86.25	72.59	17.38	18.43	\$108.40	\$89.97
65 Gal	4	85.95	22.52	17.66	\$126.13	\$108.47	89.95	23.17	23.17	\$136.29	\$113.12
65 Gal	5	110.29	28.14	22.54	\$160.97	\$138.43	115.42	28.96	29.57	\$173.95	\$144.38
65 Gal	6	118.55	33.77	24.80	\$177.12	\$152.32	124.07	34.75	32.53	\$191.35	\$158.82
90 Gal	1	32.90	8.23	6.70	\$47.83	\$41.13	34.43	8.46	8.78	\$51.67	\$42.89
90 Gal	2	53.16	16.45	11.33	\$80.94	\$69.61	55.63	16.93	14.86	\$87.42	\$72.56
90 Gal	3	69.41	24.68	15.32	\$109.41	\$94.09	72.64	25.39	20.08	\$118.11	\$98.03
90 Gal	4	86.00	32.91	19.36	\$138.27	\$118.91	90.00	33.86	25.37	\$149.23	\$123.86
90 Gal	5	110.34	41.13	24.66	\$176.13	\$151.47	115.48	42.32	32.32	\$190.12	\$157.80
90 Gal	6	118.60	49.36	27.34	\$195.30	\$167.96	124.12	50.79	35.82	\$210.73	\$174.91
Bin Size	Freq										
1.5	1	72.30	25.98	16.00	\$114.28	\$98.28	75.66	26.73	20.97	\$123.36	\$102.39
1.5	2	112.20	51.96	26.72	\$190.88	\$164.16	117.42	53.46	35.00	\$205.88	\$170.88
1.5	3	152.05	77.94	37.44	\$267.43	\$229.99	159.13	80.19	49.02	\$288.34	\$239.32
1.5	4	191.97	103.92	48.17	\$344.06	\$295.89	200.90	106.93	63.05	\$370.88	\$307.83
1.5	5	231.80	129.90	58.88	\$420.58	\$361.70	242.59	133.66	77.06	\$453.31	\$376.25
1.5	6	271.66	155.88	69.60	\$497.14	\$427.54	284.30	160.39	91.08	\$535.77	\$444.69
3	1	106.78	51.96	25.84	\$184.58	\$158.74	111.75	53.46	33.84	\$199.05	\$165.21
3	2	166.86	103.92	44.08	\$314.86	\$270.78	174.63	106.93	57.67	\$339.23	\$281.56
3	3	227.00	155.88	62.33	\$445.21	\$382.88	237.56	160.39	81.51	\$479.46	\$397.95
3	4	287.14	207.84	80.58	\$575.56	\$494.98	300.50	213.85	105.35	\$619.70	\$514.35
3	5	347.27	259.80	98.83	\$705.90	\$607.07	363.43	267.32	129.19	\$759.94	\$630.75
3	6	407.42	311.75	117.07	\$836.24	\$719.17	426.38	320.78	153.03	\$900.19	\$747.16

130.00 lbs. per yard.

130.00 lbs. per yard.

Burrtec Waste Industries, Inc.
 Rubidoux Community Service District

Food Waste Bin Rate
July 1, 2024

		7/1/23 Current Components					
Bin Size	Freq	CPI Annual Index 8.70% Service	Actual \$103.42 per ton Processing	2023 Rate Stabilization	14.00% Franchise Fee	Total Rate	Net to Burrtec
35 Gal	1	32.76	16.81	0.86	8.21	\$58.64	\$50.43
35 Gal	2	53.02	33.61	2.87	14.57	\$104.07	\$89.50
35 Gal	3	69.28	50.42	5.21	20.33	\$145.24	\$124.91
35 Gal	4	85.86	67.22	7.55	26.15	\$186.78	\$160.63
35 Gal	5	110.20	84.03	9.18	33.11	\$236.52	\$203.41
35 Gal	6	118.46	100.83	12.26	37.70	\$269.25	\$231.55
65 Gal	1	32.85	33.61	4.70	11.58	\$82.74	\$71.16
65 Gal	2	53.11	67.22	10.52	21.30	\$152.15	\$130.85
65 Gal	3	69.36	100.83	16.71	30.43	\$217.33	\$186.90
65 Gal	4	85.95	134.45	22.86	39.60	\$282.86	\$243.26
65 Gal	5	110.29	168.06	28.33	49.92	\$356.60	\$306.68
65 Gal	6	118.55	201.67	35.24	57.87	\$413.33	\$355.46
2	1	124.37	112.03	0.52	38.57	\$275.49	\$236.92
2	2	201.16	224.08	5.35	70.10	\$500.69	\$430.59
2	3	262.64	336.12	11.56	99.36	\$709.68	\$610.32
2	4	325.47	448.15	17.67	128.81	\$920.10	\$791.29
2	5	417.68	560.20	21.09	162.62	\$1,161.59	\$998.97
2	6	448.98	672.23	30.05	187.42	\$1,338.68	\$1,151.26

250.00	Bin lbs/yrd.
150.00	lbs. per barrel

		7/1/24 Proposed Components						
Bin Size	Freq	CPI Annual Index 4.65% Service	Actual \$106.40 per ton Processing	Reverse 7/1/2023 Rate Stabilization	2024 Rate Stabilization	17.00% Franchise Fee	Total Rate	Net to Burrtec
35 Gal	1	34.28	17.29	(0.86)		10.39	\$61.10	\$50.71
35 Gal	2	55.49	34.58	(2.87)		17.86	\$105.06	\$87.20
35 Gal	3	72.50	51.87	(5.21)	1.39	24.69	\$145.24	\$120.55
35 Gal	4	89.86	69.16	(7.55)	3.56	31.75	\$186.78	\$155.03
35 Gal	5	115.33	86.45	(9.18)	3.71	40.21	\$236.52	\$196.31
35 Gal	6	123.97	103.74	(12.26)	8.03	45.77	\$269.25	\$223.48
65 Gal	1	34.38	34.58	(4.70)	4.41	14.07	\$82.74	\$68.67
65 Gal	2	55.58	69.16	(10.52)	12.06	25.87	\$152.15	\$126.28
65 Gal	3	72.59	103.74	(16.71)	20.76	36.95	\$217.33	\$180.38
65 Gal	4	89.95	138.32	(22.86)	29.36	48.09	\$282.86	\$234.77
65 Gal	5	115.42	172.90	(28.33)	35.99	60.62	\$356.60	\$295.98
65 Gal	6	124.07	207.48	(35.24)	46.75	70.27	\$413.33	\$343.06
2	1	130.16	115.26	(0.52)	0.00	50.16	\$295.06	\$244.90
2	2	210.52	230.54	(5.35)	0.00	89.24	\$524.95	\$435.71
2	3	274.86	345.80	(11.56)	0.00	124.76	\$733.86	\$609.10
2	4	340.62	461.06	(17.67)	0.00	160.58	\$944.59	\$784.01
2	5	437.12	576.34	(21.09)	0.00	203.26	\$1,195.63	\$992.37
2	6	469.88	691.60	(30.05)	0.00	231.74	\$1,363.17	\$1,131.43

250.00	Bin lbs/yrd.
150.00	lbs. per barrel

Additional Services
July 1, 2024

Service	July 1, 2023 Current Rate	Service	Franchise Fee 14.00%	Total	July 1, 2024 Proposed Rate	Service	Franchise Fee 17.00%	Total
Barrel								
Residential Extra Pick-Up	\$19.19	16.50	2.69	\$19.19	\$20.81	17.27	3.54	\$20.81
Commercial Extra Pick-Up	\$32.24	27.73	4.51	\$32.24	\$34.96	29.02	5.94	\$34.96
Barrel Exchange (first exchange free)	\$20.36	17.51	2.85	\$20.36	\$22.07	18.32	3.75	\$22.07
Barrel Replacement resdl-customer damaged comml-lost or stolen	\$87.70	75.42	12.28	\$87.70	\$95.10	78.93	16.17	\$95.10
Roll Off								
Rental Fee per day (7 day min.)	\$32.24	27.73	4.51	\$32.24	\$34.96	29.02	5.94	\$34.96
Relocation Fee	\$91.14	78.38	12.76	\$91.14	\$98.83	82.03	16.80	\$98.83
Dry Run Fee	\$98.65	84.84	13.81	\$98.65	\$106.98	88.79	18.19	\$106.98
Cardboard Box Liner	\$12.26	10.54	1.72	\$12.26	\$13.29	11.03	2.26	\$13.29
Bin Services								
Extra Pick-Up	\$51.99	44.71	7.28	\$51.99	\$56.37	46.79	9.58	\$56.37
Bin Exchange (first exchange fee)	\$101.80	87.55	14.25	\$101.80	\$110.39	91.62	18.77	\$110.39
Bin Replacement + actual cost of bin comml-lost or stolen	\$114.84	98.76	16.08	\$114.84	\$124.53	103.36	21.17	\$124.53
Temporary Bin								
3 cubic yard - 7 days use	\$141.78	121.93	19.85	\$141.78	\$153.73	127.60	26.13	\$153.73
Dump and return	\$125.85	108.23	17.62	\$125.85	\$136.47	113.27	23.20	\$136.47
<u>Recycling Contamination - bins/barrels</u>	\$51.98	44.70	7.28	\$51.98	\$56.36	46.78	9.58	\$56.36
<u>Green Waste Contamination - bins/barrels</u>	\$71.47	61.46	10.01	\$71.47	\$77.49	64.32	13.17	\$77.49
<u>Food Waste Contamination - bins/barrels</u>	\$71.47	61.46	10.01	\$71.47	\$77.49	64.32	13.17	\$77.49
Other								
Bus Stops (District)	n/a			n/a	n/a			n/a
Tilthopper	\$47.93	41.22	6.71	\$47.93	\$51.98	43.14	8.84	\$51.98
Steam Clean (compactor box)	\$195.80	168.39	27.41	\$195.80	\$212.33	176.23	36.10	\$212.33
Locking Bin	\$20.51	17.64	2.87	\$20.51	\$22.24	18.46	3.78	\$22.24
Certificate of Destruction								
Taken to Burrtec MRF - per Load	\$140.12	120.50	19.62	\$140.12	\$151.94	126.11	25.83	\$151.94
Taken to Riverside County Landfill (per ton)	\$75.83	65.21	10.62	\$75.83	\$82.22	68.24	13.98	\$82.22

CPI 8.70%

CPI 4.65%

CPI for All Urban Consumers (CPI-U)
Original Data Value

Series Id: CUURS49CSA0
Not Seasonally Adjusted
Series Title: All items in Riverside-San Bernardino-Ontario, CA,
Area: Riverside-San Bernardino-Ontario, CA
Item: All items
Base Period: DECEMBER 2017=100
Years: 2022 to 2023

Year	Jan	Feb	Mar	Apr	May	Jun	Jul	Aug	Sep	Oct	Nov	Dec	Annual	HALF1	HALF2	Annual Increase
2022	118.963		122.127		123.893		125.262		125.272		125.983		123.784	122.018	125.551	8.70%
2023	127.683		127.707		128.768		129.525		131.372		131.372		129.545	128.130	130.961	4.65%

9. DIRECTORS COMMENTS AND REQUEST

10. **NEXT MEETING**

Thursday, May 2, 2024, at 4:00 p.m.

11. ADJOURNMENT