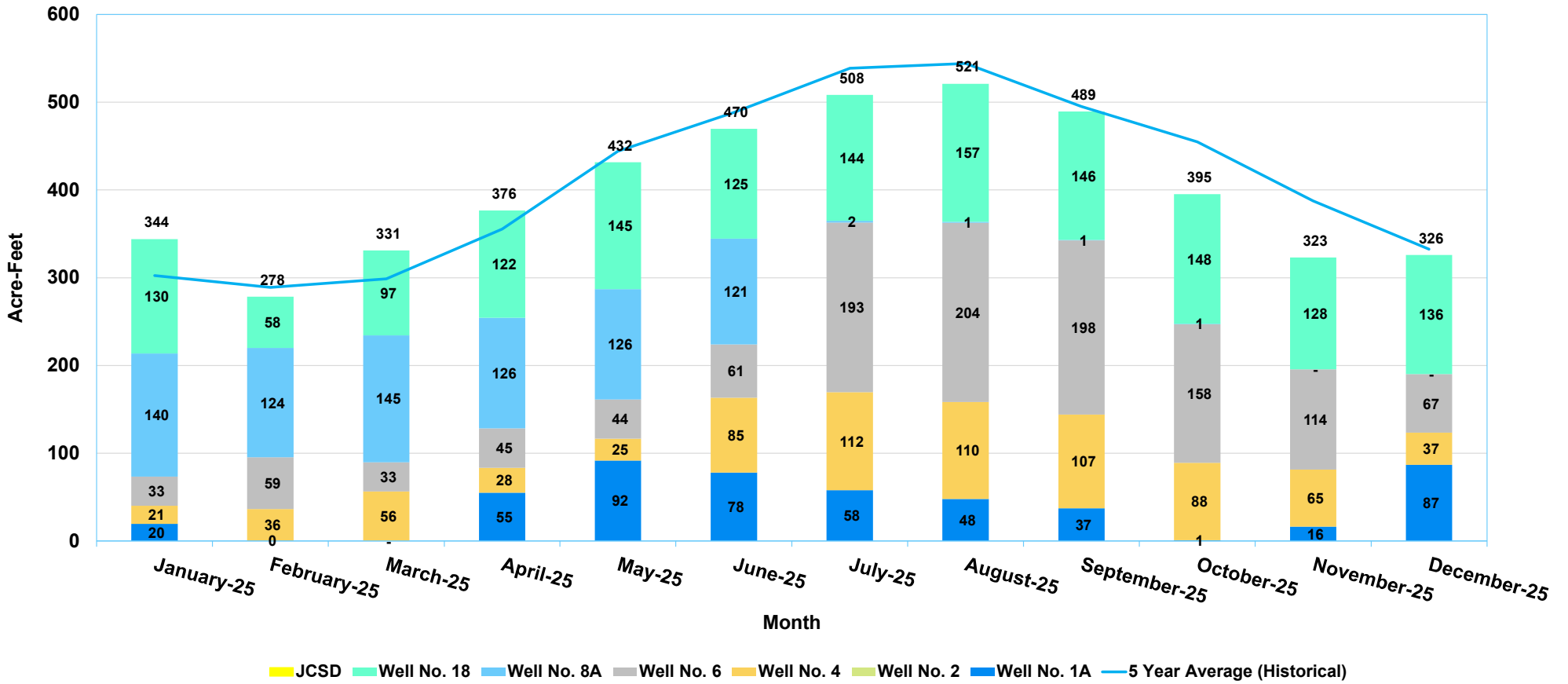
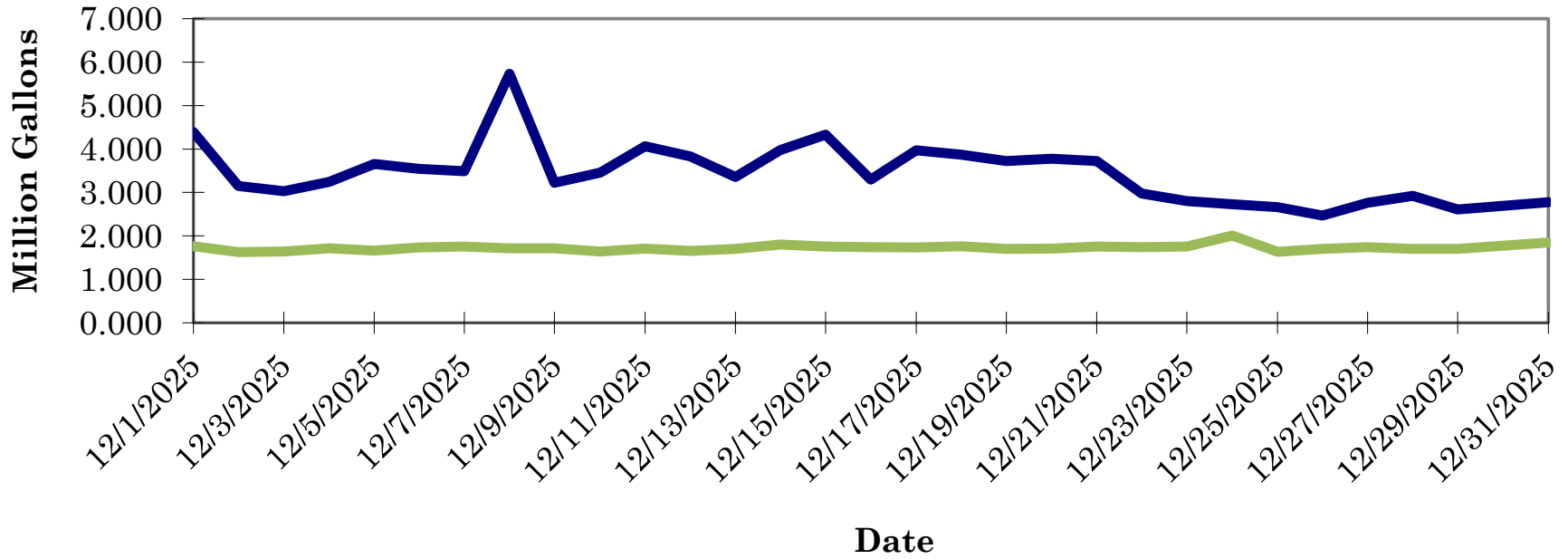


# POTABLE WATER PRODUCTION REPORT (ACRE-FEET)

2025 Calendar Year



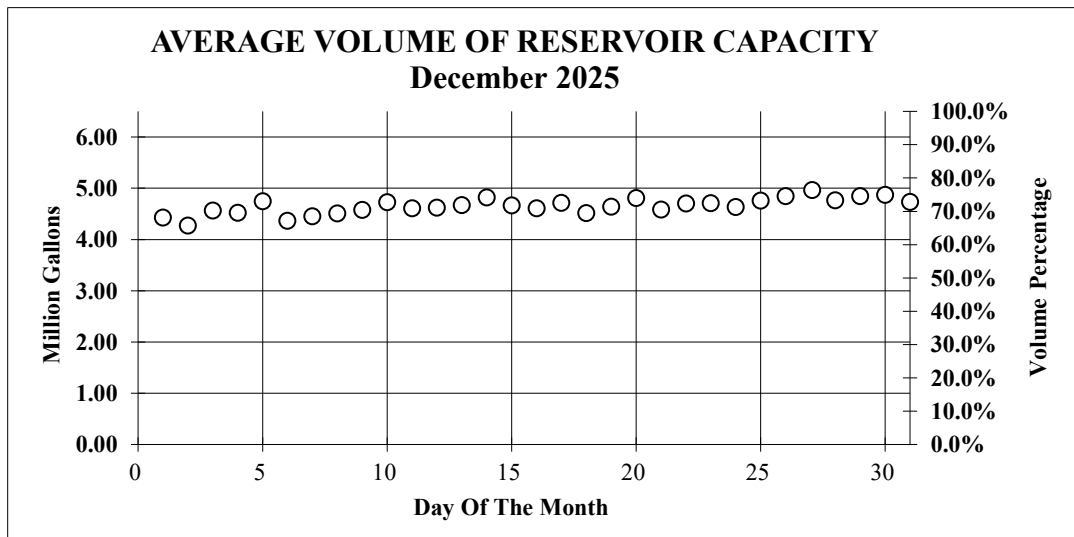
# Potable Water & Wastewater Comparison December 2025



# RUBIDOUX COMMUNITY SERVICES DISTRICT

## Reservoir Capacity Report

CAPACITY	ATKINSON SYSTEM		HUNTER SYSTEM		WATER AVAILABLE (Gallons)*	PERCENTAGE OF TOTAL CAPACITY
	2,000,000	3,000,000	425,000	1,000,000		
DATE	ATKINSON	WATSON	HUNTER I	PERRONE		
12/1/2025	69.0	63.4	82.2	79.7	4,430,808	69.0%
12/2/2025	67.7	63.2	65.8	74.2	4,270,358	66.5%
12/3/2025	67.4	69.0	81.5	80.3	4,568,594	71.1%
12/4/2025	68.5	66.9	81.7	80.0	4,523,277	70.4%
12/5/2025	72.1	71.8	82.4	80.0	4,745,855	73.9%
12/6/2025	66.3	62.9	81.4	81.0	4,367,633	68.0%
12/7/2025	67.4	65.0	82.7	80.2	4,453,666	69.3%
12/8/2025	68.3	67.0	81.0	79.1	4,510,143	70.2%
12/9/2025	70.6	67.0	81.4	80.8	4,577,723	71.2%
12/10/2025	71.9	71.6	79.7	80.2	4,727,706	73.6%
12/11/2025	71.3	68.9	79.6	78.2	4,611,800	71.8%
12/12/2025	70.2	68.6	82.7	80.7	4,622,488	71.9%
12/13/2025	70.3	70.6	80.8	80.8	4,674,454	72.8%
12/14/2025	75.6	71.9	82.6	80.5	4,824,342	75.1%
12/15/2025	72.0	68.9	82.5	80.7	4,662,870	72.6%
12/16/2025	72.2	68.3	79.2	78.1	4,611,803	71.8%
12/17/2025	72.8	70.2	81.1	80.8	4,713,110	73.4%
12/18/2025	67.7	67.2	80.7	80.1	4,515,610	70.3%
12/19/2025	71.1	69.7	80.5	78.6	4,640,357	72.2%
12/20/2025	75.4	71.4	81.7	81.1	4,807,891	74.8%
12/21/2025	70.8	67.0	83.2	80.5	4,585,350	71.4%
12/22/2025	73.5	69.4	82.5	80.2	4,705,636	73.2%
12/23/2025	73.0	69.9	81.5	80.7	4,708,952	73.3%
12/24/2025	71.8	68.3	81.2	80.1	4,631,529	72.1%
12/25/2025	74.5	70.2	84.1	80.4	4,756,233	74.0%
12/26/2025	75.7	72.6	84.6	79.9	4,848,740	75.5%
12/27/2025	77.6	74.9	84.9	80.7	4,967,407	77.3%
12/28/2025	75.4	70.3	84.2	79.5	4,768,468	74.2%
12/29/2025	75.4	72.5	84.8	80.8	4,849,120	75.5%
12/30/2025	76.6	72.9	84.0	79.6	4,872,976	75.8%
12/31/2025	73.8	69.7	84.6	80.8	4,735,228	73.7%



\* The total capacity of all District reservoirs is 6,425,000 gallons.



# Chemical Deliveries

## December 2025

- Sodium Bisulfite 25%
  - Delivered to: Thompson Plant
  - Quantity: 3,026 gallons
- Morton NSF Certified White Crystal Salt
  - Delivered to: Smith Plant
  - Quantity: None
- Sodium Hypochlorite 12.5% (Liquid Chlorine)
  - Delivered to: Thompson Plant, Smith Plant, & Well 8
  - Quantity: 2,000 gallons

# Collections Maintenance Overview

- **F.O.G. Buildup Cleaning:** Performed monthly cleaning of Fats, Oils, and Grease (F.O.G.) for all lift stations from August through December.
- **Transducer & Sensor Upgrades:** Installed transducer sensor at Fleetwood in August and upgraded the PLC for transducer capabilities at Exmoor in September. Installed a new radar transducer sensor at the Jurupa Hills lift station in December.
- **Air Vac Installations:** Installed new Combo Air Vacs at Juan Diaz (August and September) and six new units at the Regional station (September).
- **Wet-Well Wizards:** Installed Wet-Well Wizards across all lift stations in October.
- **Pump & Relay Services:** Replaced a pump at Exmoor in August and a pump relay at Fleetwood in October.
- **Float System Maintenance:** Repaired the backup float system at Exmoor in August and replaced the backup floats at Juan Diaz in November.
- **P.M.I. Pump Maintenance:** Performed preventative maintenance inspections at the Fleetwood, Jurupa Hills, and Juan Diaz stations in December.





# Sewer Line Cleaning

