

Rubidoux Community Services District

Board of Directors

Christopher Barajas
Armando Muniz
Bernard Murphy
F. Forest Trowbridge
Hank Trueba Jr.

Secretary-Manager

David D. Lopez



Water Resource Management

Refuse Collection

Street Lights

Fire / Emergency Services

Weed Abatement

NOTICE AND AGENDA FOR THE RUBIDOUX COMMUNITY SERVICES DISTRICT BOARD MEETING 4:00 PM, May 17, 2018

1. Call to Order - Director Murphy, President
2. Pledge of Allegiance
3. Roll Call
4. Approval of Minutes for May 3, 2018, Regular Board Meeting
5. Consideration to Approve May 18, 2018, Salaries, Expenses and Transfers
6. Acknowledgements - Members of the public may address the Board at this time on any non-agenda matter.
7. Correspondence and Related Information
8. Manager's Report:
 - A) Operations Report
 - B) Emergency and Incident Report

ACTION ITEMS:

9. **PUBLIC HEARING** - Consideration to Adopt Resolution No. 2018-839, a Resolution Adjusting Solid Waste Collection and Disposal Charges for Residential, Commercial and Industrial Customers: **DM 2018-32**
10. Receive and File Statement of Cash Asset Schedule Report Ending April 2018: **DM 2018-33**
11. Consideration to Call and Set Public Hearing for Potable Water Rate Adjustment for June 21, 2018, Regular Board Meeting: **DM 2018-34**
12. Consideration to Adopt Resolution No. 2018-840, A Resolution that Cancels January and July First Board Meeting Dates of the Rubidoux Community Services District: **DM 2018-35**
13. Directors Comments - Non-action
14. Adjournment

Closed Session: At any time during the regular session, the Board may adjourn to a closed executive session to consider matter of litigation, personnel, negotiations, or to deliberate on decisions as allowed and pursuant with the open meetings laws. Discussion of litigation is within the Attorney/Client privilege and may be held in closed session.

Authority: Government code 11126-(a) (d) (q).

4. APPROVAL OF MINUTES FOR MAY 3, 2018,
REGULAR BOARD MEETING

**MINUTES OF REGULAR MEETING
May 3, 2018
RUBIDOUX COMMUNITY SERVICES DISTRICT**

DIRECTORS PRESENT: F. Forest Trowbridge
Christopher Barajas
Hank Trueba Jr.
Bernard Murphy
Armando Muniz

DIRECTORS ABSENT: None

STAFF PRESENT: Dave Lopez, General Manager
Steve Appel, Assistant General Manager
Krysta Krall, Manager, Fiscal Services
Brian Jennings, Budgeting and Accounting Manager

Call to order: the meeting of the Board of Directors of the Rubidoux Community Services District by Director Murphy, at 4:00 P.M., Thursday, May 3, 2018, at the District Office, 3590 Rubidoux Boulevard, Jurupa Valley, California.

ITEM 4. APPROVAL OF MINUTES

Approval of Minutes for Regular Board Meeting, April 19, 2018.

Director Trueba moved and Director Barajas seconded to approve the April 19, 2018 Minutes.

The motion was carried unanimously.

**Ayes – 5 (Barajas, Murphy, Trowbridge, Trueba, Muniz)
Noes - 0**

ITEM 5. Consider to Approve the Salaries, Expenses and Transfers.

Consideration to Approve May 4, 2018, Salaries, Expenses and Transfers.

Director Muniz moved and Director Trowbridge seconded to Approve the May 4, 2018, Salaries, Expenses and Transfers.

The motion was carried unanimously.

**Ayes – 5 (Barajas, Trowbridge, Murphy, Trueba, Muniz)
Noes - 0**

ITEM 6. PUBLIC ACKNOWLEDGE OF NON-AGENDA MATTERS

There were no members of the public to address the Board.

ITEM 7. CORRESPONDENCE AND RELATED INFORMATION

The first piece of information is an article from the Press Enterprise regarding the City of Riverside utilities dispatcher who received \$257,000 in overtime. The city council called for an audit and found no fraud, just poor management. The next article was also from the Press regarding the Poseidon desalination plant, in Huntington Beach, and what to know about its pros and cons for Southern California water. There are a lot of environmental concerns and a lot of people who don't want it, but they are used the hurdles. The final article from the Press was regarding the California Aqueduct drownings and renewing safety concerns in San Bernardino County's high desert.

ITEM 8. MANAGER'S REPORT

Operations Report:

Presented at the second board meeting of the month.

Emergency and Fire Report:

Presented at the second board meeting of the month.

ITEM 9. DM 2018-30. Consideration to Cancel July 5, 2018, Regular Meeting Due to Conflicts with the July 4th Holiday.

BACKGROUND

As a matter of practice, the Board of Directors has cancelled the first Board meetings of the New Year and the 4th of July since these holidays' conflict with the first Board meeting of those months. Additionally, in past years, holiday plans of Board Members made it challenging to have a qualifying quorum to conduct District business. Further, District Staff members have also scheduled holiday/vacation time off to spend with family and/or travel over the holiday season. Finally, the business (public and private) generally slows down for the above reasons over these holiday periods.

While there are other holidays during the normal course of a year, 4th of July and New Year days are high travel periods for families (Board Members and District Staff included) since schools are also off schedule.

Roll Call Cancelling the July 5, 2018, regular Board Meeting of the Rubidoux Community Services District due to holiday conflicts:

Barajas: Yes
Muniz: Yes
Trueba: Yes
Murphy: No
Trowbridge: No

Director Barajas moved and Director Trueba seconded to authorize Staff to Draft a Resolution cancelling the first Board Meetings of January and July until such time the Board decides to rescind the cancellation.

Motion passes 3-2.

ITEM 10. DM 2018-31. Call and Set Public Hearing for Wastewater Rate Adjustment for June 7, 2018, Regular Board Meeting.

BACKGROUND

At the May 18, 2017, regular meeting of the Rubidoux Community Services District, the Board of Directors adopted Ordinance No. 2017-120, an ordinance which increased wastewater charges pursuant to Prop. 218 and compliant with AB 3030. Essentially, Ordinance No. 2017-120 authorizes an adjustment to the wastewater Regional Sewer Treatment (RST) O & M charges to keep up with the cost of treatment at the City of Riverside Treatment Plant. Further, the Board held two (2) Budget Workshops (May 4 and 18, 2017) to review historical revenues and expenses. The Board concluded and determined that a 5% pass-thru treatment cost was a justified and reasonable annual adjustment.

As presented early at the Budget Review, wastewater treatment costs have increased steadily, therefore we cannot assume that treatment costs will remain stable or flat. Treatment costs now make-up 82% of the wastewater annual operational budget.

Current wastewater charges for a single resident (Equivalent Dwelling Unit or EDU) are \$24.74 per month. The budget adopted a 5% increase to cover increased regional treatment costs. Consequently, the proposed monthly rate for a typical household would be \$25.68 per month – an increase of \$0.94 per month or about 3 cents per day. Finally, the Public Hearing for the adoption of the proposed adjustment would be scheduled for June 7, 2018.

Director Muniz moved and Director Barajas seconded to:

- 1) Draft an Ordinance to effectuate an increase of \$0.94 per EDU to \$25.68;**
- 2) Draft Wastewater Notice of Public Hearing and schedule for a June 7, 2018, adoption;**
- 3) Notice and publish the above in adjudicated local newspaper of general circulation (Press-Enterprise)**

Ayes – 4 (Barajas, Muniz, Murphy, Trueba)

Noes – 0

Abstain – 1 (Trowbridge)

ITEM 11. CLOSED EXECUTIVE SESSION: General Manager's Employment Contract Consideration

Consideration to extend the General Manager's contract from June 30, 2017 – May 2019 was approved by the following vote:

Ayes – 5 (Barajas, Trowbridge, Murphy, Trueba, Muniz)

Noes - 0

ITEM 12. Directors Comments – Non action.

Director Murphy adjourned the May 3, 2018, Regular Board meeting at 5:00 pm.

5. CONSIDERATION TO APPROVE MAY 18, 2018 SALARIES,
EXPENSES AND TRANSFERS

RUBIDOUX COMMUNITY SERVICES DISTRICT
MAY 17, 2018 (BOARD MEETING)
FUND TRANSFER AUTHORIZATION

NET PAYROLL 5/18/2018	63,100.00
WIRE TRANSFER: FEDERAL PAYROLL TAXES 5/21/18	25,900.00
WIRE TRANSFER: STATE PAYROLL TAXES 5/21/18	5,900.00
WIRE TRANSFER: TO CREDIT UNION	2,450.00
WIRE TRANSFER: PERS RETIREMENT	16,480.00
WIRE TRANSFER: PERS HEALTH PREMIUMS	-
WIRE TRANSFER: SECTION 125	300.00
WIRE TRANSFER: SECTION 457	3,345.00

5/18/2018 WATER FUND TO GENERAL FUND-Payables	74,982.24
WATER FUND TO GENERAL FUND-Trash	128,477.34
WATER FUND TO SEWER FUND	99,485.31
COP DEBT SERVICE PAYMENT	106,335.00
SEWER FUND TO GENERAL FUND-Payables	33,483.22
SEWER FUND BUDGETED ADMIN TO GENERAL FUND (partial)	40,000.00

5/18/2018 SEWER FUND CHECKING TO LAIF SEWER OP	25,000.00
SEWER FUND CHECKING TO WATER FUND CHECKING	-
LAIF SEWER OP TO SEWER FUND CHECKING	-
LAIF WASTEWATER RESERVE TO LAIF SEWER OP	-
LAIF SEWER ML TO LAIF SEWER OP	-
LAIF WASTEWATER REPLACEMENT TO LAIF SWR OP	-
GENERAL FUND CHECKING TO LAIF WATER FUND	-
GENERAL FUND CHECKING TO LAIF PROP TAX	-
GENERAL FUND PROPERTY TAX TO GF CHECKING	-
GENERAL FUND CHECKING TO GENERAL FUND PROP TAX	-
LAIF GENERAL TO GENERAL FUND CHECKING	-
LAIF PROPERTY TAX TO GF CHECKING	100,000.00
WATER FUND CHECKING TO LAIF-COP PAYBACK	61,800.00
WATER FUND CHECKING TO LAIF-W.R.	9,200.00
LAIF WATER ML TO LAIF WATER REPLACEMENT	-
LAIF WATER ML TO WATER FUND CHECKING	-
LAIF WATER OP TO WATER FUND CHECKING	1,488.62
LAIF WATER RESERVE TO LAIF WATER OP	-
LAIF WATER REPLACE TO LAIF WATER OP	-
LAIF WATER OP TO LAIF WATER RESERVE	-
WATER FUND CHECKING TO LAIF WATER RESERVE	-
WATER FUND CHECKING TO LAIF WATER OP	115,000.00
LAIF WATER FIELD/ADMIN TO LAIF WATER OP	-
LAIF COP TO WATER FUND CHECKING	106,000.00

NOTES PAYABLE

<u>DESCRIPTION</u>	<u>BALANCE</u>		<u>PAYMENT</u>	<u>DUE DATE</u>
City of Riverside (Headworks Replacement)	13,564	Prin.	13,564	Oct-18
U.S. Bank Trust (1998 COP's Refunding)	4,170,000	Prin.	616,335	Dec-18
U.S. Bank Trust (1998 COP's Refunding)	1,012,101	Intr.	106,335	Jun-18
MN Plant-State Revolving Loan	4,752,815	Prin.	121,008	Jul-18
MN Plant-State Revolving Loan	1,074,319	Intr.	61,090	Jul-18

AP Enter Bills Edit Report
Rubidoux Community Services District (RCSACT)
Batch: AAAACE

5/9/2018 11:56:26 AM

Page 1

Tr. #	Vendor	Inv Date	Paid Out	Immediate	Credit Card Vendor	Due Date	Discount Date	Bank Code	Invoice #
PO Number		Immediate GL Account			Check #				Discount
GL Date					Credit Card		Payment Date		Total Invoice
1	1687 / AMERICAN SAFETY PRODUCTS								470
NITRILE GLOVES	5/1/2018	N	N			6/1/2018	5/1/2018		\$0.00
5/17/2018					N				\$103.45
2	1450 / AIRGAS USA, LLC								9075136719
CO2 TNKS	4/19/2018	N	N			5/19/2018	4/19/2018		\$0.00
5/17/2018					N				\$84.27
3	1856 / READY REFRESH by NESTLE								18D7701128196
BTL WTR	4/24/2018	N	N			5/24/2018	4/24/2018		\$0.00
5/17/2018					N				\$220.72
4	2030 / BABCOCK, E S & SONS, INC								BD82029-0267
LAB FEES	4/24/2018	N	N			5/24/2018	4/24/2018		\$0.00
5/17/2018					N				\$180.00
5	2030 / BABCOCK, E S & SONS, INC								BD82085-0267
WTR ANALYSES	4/25/2018	N	N			5/25/2018	4/25/2018		\$0.00
5/17/2018					N				\$30.00
6	2030 / BABCOCK, E S & SONS, INC								BD82088-0267
WTR ANALYSES	4/25/2018	N	N			5/25/2018	4/25/2018		\$0.00
5/17/2018					N				\$80.00
7	2030 / BABCOCK, E S & SONS, INC								BD82090-0267
WTR ANALYSES	4/25/2018	N	N			5/25/2018	4/25/2018		\$0.00
5/17/2018					N				\$80.00
8	2030 / BABCOCK, E S & SONS, INC								BD82092-0267
WTR ANALYSES	4/25/2018	N	N			5/25/2018	4/25/2018		\$0.00
5/17/2018					N				\$80.00
9	2030 / BABCOCK, E S & SONS, INC								BD82093-0267
WTR ANALYSES	4/25/2018	N	N			5/25/2018	4/25/2018		\$0.00
5/17/2018					N				\$160.00
10	2030 / BABCOCK, E S & SONS, INC								BD82146-0267
LAB FEES	4/25/2018	N	N			5/25/2018	4/25/2018		\$0.00
5/17/2018					N				\$210.00
11	2030 / BABCOCK, E S & SONS, INC								BD82149-0267
LAB FEES	4/25/2018	N	N			5/25/2018	4/25/2018		\$0.00
5/17/2018					N				\$180.00
12	2030 / BABCOCK, E S & SONS, INC								BD82166-0267
LAB FEES	4/25/2018	N	N			5/25/2018	4/25/2018		\$0.00
5/17/2018					N				\$180.00
13	2030 / BABCOCK, E S & SONS, INC								BD82262-0267
LAB FEES	4/26/2018	N	N			5/26/2018	4/26/2018		\$0.00
5/17/2018					N				\$180.00
14	2030 / BABCOCK, E S & SONS, INC								BD82265-0267
WTR ANALYSES	4/26/2018	N	N			5/26/2018	4/26/2018		\$0.00
5/17/2018					N				\$490.00
15	2030 / BABCOCK, E S & SONS, INC								BD82325-0267
WTR ANALYSES	4/27/2018	N	N			5/27/2018	4/27/2018		\$0.00
5/17/2018					N				\$110.00
16	2030 / BABCOCK, E S & SONS, INC								BD82523-0267
WTR ANALYSES	4/30/2018	N	N			5/30/2018	4/30/2018		\$0.00
5/17/2018					N				\$160.00
17	2030 / BABCOCK, E S & SONS, INC								BD82536-0267
WTR ANALYSES	4/30/2018	N	N			5/30/2018	4/30/2018		\$0.00
5/17/2018					N				\$80.00

OK (initials) 5/9/2018

AP Enter Bills Edit Report
Rubidoux Community Services District (RCSACT)
Batch: AAAACE

5/9/2018 11:56:26 AM

Page 2

Tr. #	Vendor	Inv Date	Paid Out	Immediate	Credit Card Vendor	Due Date	Discount Date	Bank Code	Invoice #
PO Number		Immediate GL Account	GL Account		Check #				Discount
GL Date					Credit Card	CC Reference #	Payment Date		Total Invoice
18	2030 / BABCOCK, E S & SONS, INC								BE80012-0267 ✓
LAB FEES	5/1/2018 ✓	N	N			6/1/2018 ✓	5/1/2018		\$0.00
5/17/2018					N				\$180.00 ✓
19	2030 / BABCOCK, E S & SONS, INC								BE80055-0267 ✓
LAB FEES	5/1/2018 ✓	N	N			6/1/2018 ✓	5/1/2018		\$0.00
5/17/2018					N				\$220.00 ✓
20	2030 / BABCOCK, E S & SONS, INC								BE80059-0267 ✓
LAB FEES	5/1/2018 ✓	N	N			6/1/2018 ✓	5/1/2018		\$0.00
5/17/2018					N				\$180.00 ✓
21	2030 / BABCOCK, E S & SONS, INC								BE80060-0267 ✓
WTR ANALYSES	5/1/2018 ✓	N	N			6/1/2018 ✓	5/1/2018		\$0.00
5/17/2018					N				\$30.00 ✓
22	3921 / CROWN ACE HARDWARE								074895 ✓
R&M OFC	5/2/2018 ✓	N	N			6/2/2018 ✓	5/2/2018		\$0.00
5/17/2018					N				\$36.61 ✓
23	4900 / DURNEY, DON								20180426
APRIL GRDNG SVC	4/20/2018 ✓	N	N			5/20/2018 ✓	4/20/2018		\$0.00
5/17/2018					N				\$135.00 ✓
24	5640 / ENGELAUF CONSTRUCTION SPECIALI								307497 ✓
ASPHALT	3/29/2018 ✓	N	N			4/29/18 ✓ 5/18/2018	3/29/2018		\$0.00
5/17/2018					N				\$120.00 ✓
25	5640 / ENGELAUF CONSTRUCTION SPECIALI								94695 ✓
BASE	4/27/2018 ✓ 3/29/18	N	N			4/29/18 ✓ 5/27/2018	4/27/2018		\$0.00
5/17/2018					N				\$1,368.53 ✓
26	5640 / ENGELAUF CONSTRUCTION SPECIALI								94784 ✓
BASE	4/12/2018 ✓	N	N			5/12/18 ✓ 5/18/2018	4/12/2018		\$0.00
5/17/2018					N				\$120.09 ✓
27	5640 / ENGELAUF CONSTRUCTION SPECIALI								94790 ✓
BASE	4/27/2018 ✓ 4/13/18	N	N			5/27/2018	4/27/2018		\$0.00
5/17/2018					N				\$560.96 ✓
28	6828 / CA NEWSPAPER PARTNER: DBA OC R								0011108558 ✓
PUB NOTICE 1A BID	4/24/2018 ✓	N	N			5/24/2018 ✓	4/24/2018		\$0.00
5/17/2018					N				\$556.20 ✓
29	8012 / HACH COMPANY								10934635 ✓
SUPPLIES	4/25/2018 ✓	N	N			5/25/2018 ✓	4/25/2018		\$0.00
5/17/2018					N				\$371.74 ✓
30	9505 / CARQUEST AUTO PARTS								7456-380455
R&M TRK	5/2/2018 ✓	N	N			6/2/2018 ✓	5/2/2018		\$0.00
5/17/2018					N				\$40.93 ✓
31	9505 / CARQUEST AUTO PARTS								7456-380318
R&M EQUIP	5/1/2018 ✓	N	N			6/1/2018 ✓	5/1/2018		\$0.00
5/17/2018					N				\$3.86 ✓
32	9510 / SO CAL TRUCKWORKS								6637 ✓
R&M JEEP	4/24/2018 ✓	N	N			5/24/2018 ✓	4/24/2018		\$0.00
5/17/2018					N				\$79.69 ✓
33	9510 / SO CAL TRUCKWORKS								6645 ✓
R&M TRK	4/25/2018 ✓	N	N			5/25/2018 ✓	4/25/2018		\$0.00
5/17/2018					N				\$198.56 ✓
34	9510 / SO CAL TRUCKWORKS								6668 ✓
R&M TRK	5/2/2018 ✓	N	N			6/2/2018	5/2/2018		\$0.00
5/17/2018					N				\$75.64 ✓

AP Enter Bills Edit Report
Rubidoux Community Services District (RCSACT)
 Batch: AAAACE

5/9/2018 11:56:26 AM

Page 3

Tr. #	Vendor	Inv Date	Paid Out	Immediate	Credit Card Vendor	Due Date	Discount Date	Bank Code	Invoice #
PO Number		Immediate GL Account	GL Account		Check #				Discount
GL Date					Credit Card	CC Reference #	Payment Date		Total Invoice
35	9682 / INLAND WATER WORKS SUPPLY CO								S1010045.001
CREDIT		3/23/2018	N	N			5/18/2018	3/23/2018	\$0.00
5/17/2018					N				(\$1,474.65)
36	9682 / INLAND WATER WORKS SUPPLY CO								S1010451.001
METER BOXES		4/17/2018	N	N			5/18/2018	4/17/2018	\$0.00
5/17/2018					N				\$418.69
37	9682 / INLAND WATER WORKS SUPPLY CO								S1010513.002
STOCK		4/17/2018	N	N			5/18/2018	4/17/2018	\$0.00
5/17/2018					N				\$517.65
38	9682 / INLAND WATER WORKS SUPPLY CO								S1010451.002
METER BOXES		5/1/2018	N	N			6/1/2018	5/1/2018	\$0.00
5/17/2018					N				\$1,364.81
39	9682 / INLAND WATER WORKS SUPPLY CO								S1011330.001
COPPER TUBING		5/1/2018	N	N			6/1/2018	5/1/2018	\$0.00
5/17/2018					N				\$841.73
40	9718 / BERNELL HYDRAULICS, INC.								0327452
SUPPLIES		4/24/2018	N	N			5/24/2018	4/24/2018	\$0.00
5/17/2018					N				\$118.49
41	10055 / JADTEC SECURITY SVCS, INC.						5/11/19		1956307
MONITORING JUN-AUG		5/1/2018	N	N			6/1/2018	5/1/2018	\$0.00
5/17/2018					N				\$47.85
42	11452 / KH METALS & SUPPLY								0432530
CHAIN		4/27/2018	N	N			5/27/2018	4/27/2018	\$0.00
5/17/2018					N				\$63.02
43	11954 / KUMA TIRE & WHEEL								119821
R&M VEHICLE		4/26/2018	N	N			5/26/2018	4/26/2018	\$0.00
5/17/2018					N				\$1,094.65
44	12695 / LOUIE'S BRAKES & ALIGNMENT								1384
R&M VEHICLE		4/26/2018	N	N			5/26/2018	4/26/2018	\$0.00
5/17/2018					N				\$65.00
45	12715 / LUCE COMMUNICATIONS: dba ABG C								2712099
CLSNG BILLS 4/18		4/20/2018	N	N			5/20/2018	4/20/2018	\$0.00
5/17/2018					N				\$2.71
46	12715 / LUCE COMMUNICATIONS: dba ABG C								2712120
WA40 INV 4/19		4/24/2018	N	N			5/24/2018	4/24/2018	\$0.00
5/17/2018					N				\$665.93
47	13678 / MORTON SALT, INC.								5401581841
SALT		5/2/2018	N	N			6/2/2018	5/2/2018	\$0.00
5/17/2018					N				\$3,283.69
48	16856 / PROVOAST								A014770
VALVES		4/26/2018	N	N			5/26/2018	4/26/2018	\$0.00
5/17/2018					N				\$3,345.57
49	16856 / PROVOAST								A014696
TUBING		4/27/2018	N	N			5/27/2018	4/27/2018	\$0.00
5/17/2018					N				\$209.78
50	16893 / PRUDENTIAL OVERALL SUPPLY CO								22604444
FLOOR MATS		5/2/2018	N	N			6/2/2018	5/2/2018	\$0.00
5/17/2018					N				\$98.25
51	20410 / THERMAL-COOL, INC.								WO-0012643
R&M HVAC		5/1/2018	N	N			6/1/2018	5/1/2018	\$0.00
5/17/2018					N				\$382.00

AP Enter Bills Edit Report
Rubidoux Community Services District (RCSACT)
Batch: AAAACE

5/9/2018 11:56:26 AM

Page 4

Tr. #	Vendor	Inv Date	Paid Out	Immediate	Credit Card Vendor	Due Date	Discount Date	Bank Code	Invoice #
PO Number		Immediate GL Account	Immediate GL Account		Check #				Discount
GL Date					Credit Card	CC Reference #	Payment Date		Total Invoice
52	18003 / R&D MECHANICAL SUPPLY, INC ✓								I1001949 ✓
R&M WTR		4/25/2018 ✓	N	N			5/25/2018 ✓	4/25/2018	\$0.00
5/17/2018					N				\$624.23 ✓
53	18003 / R&D MECHANICAL SUPPLY, INC ✓								I1001959 ✓
STOCK		4/30/2018 ✓	N	N			5/30/2018 ✓	4/30/2018	\$0.00
5/17/2018					N				\$57.64 ✓
54	18003 / R&D MECHANICAL SUPPLY, INC ✓								I1001960 ✓
RPR BANDS		4/30/2018 ✓	N	N			5/30/2018	4/30/2018	\$0.00
5/17/2018					N				\$591.60 ✓
55	18356 / RELIABLE WORKPLACE SOLUTIONS								AR65747
COPIER USG		4/24/2018 ✓	N	N			5/24/2018 ✓	4/24/2018	\$0.00
5/17/2018					N				\$101.38 ✓
56	18356 / RELIABLE WORKPLACE SOLUTIONS								AR65748
PRINTER USG		4/24/2018 ✓	N	N			5/24/2018	4/24/2018	\$0.00
5/17/2018					N				\$32.28 ✓
57	18723 / RUBIDOUX TIRE								2815029
R&M TRK		4/25/2018 ✓	N	N			5/25/2018	4/25/2018	\$0.00
5/17/2018					N				\$17.00 ✓
58	19107 / SCAQMD ✓								3269336 ✓
HOT SPTS 3590 RBDX		4/17/2018 ✓	N	N			6/16/2018 ✓	4/17/2018	\$0.00
5/17/2018					N				\$128.61 ✓
59	19107 / SCAQMD								3270570 ✓
HOT SPOTS 2100 FLTWD		4/17/2018 ✓	N	N			6/16/2018 ✓	4/17/2018	\$0.00
5/17/2018					N				\$128.61 ✓
60	1450 / AIRGAS USA, LLC								9953329418
TNK RNTL		4/30/2018 ✓	N	N			5/30/2018 ✓	4/30/2018	\$0.00
5/17/2018					N				\$136.90 ✓
61	1577 / ALMGREN, HOWARD								20180423
CITY RVSD LITGN		4/23/2018 ✓	N	N			5/23/2018 ✓	4/23/2018	\$0.00
5/17/2018					N				\$17,242.30 ✓
62	2030 / BABCOCK, E S & SONS, INC								BE80412-0267
LAB FEES		5/4/2018 ✓	N	N			6/4/2018 ✓	5/4/2018	\$0.00
5/17/2018					N				\$180.00 ✓
63	2030 / BABCOCK, E S & SONS, INC								BE80476-0267
WTR ANALYSES		5/4/2018 ✓	N	N			6/4/2018 ✓	5/4/2018	\$0.00
5/17/2018					N				\$40.00 ✓
64	2030 / BABCOCK, E S & SONS, INC								BE80481-0267
WTR ANALYSES		5/4/2018 ✓	N	N			6/4/2018 ✓	5/4/2018	\$0.00
5/17/2018					N				\$80.00 ✓
65	2030 / BABCOCK, E S & SONS, INC								BE80133-0267
WTR ANALYSES		5/2/2018 ✓	N	N			6/2/2018 ✓	5/2/2018	\$0.00
5/17/2018					N				\$30.00 ✓
66	2030 / BABCOCK, E S & SONS, INC								BE80137-0267
WTR ANALYSES		5/2/2018 ✓	N	N			6/2/2018 ✓	5/2/2018	\$0.00
5/17/2018					N				\$30.00 ✓
67	2030 / BABCOCK, E S & SONS, INC								BE80134-0267
WTR ANALYSES		5/2/2018 ✓	N	N			6/2/2018 ✓	5/2/2018	\$0.00
5/17/2018					N				\$110.00 ✓
68	2030 / BABCOCK, E S & SONS, INC								BE80348-0267
WTR ANALYSES		5/3/2018 ✓	N	N			6/3/2018 ✓	5/3/2018	\$0.00
5/17/2018					N				\$490.00 ✓

AP Enter Bills Edit Report
Rubidoux Community Services District (RCSACT)
 Batch: AAAACE

5/9/2018 11:56:26 AM

Page 5

Tr. #	Vendor	Inv Date	Paid Out	Immediate	Credit Card Vendor	Due Date	Discount Date	Bank Code	Invoice #
PO Number		Immediate GL Account			Check #				Discount
GL Date					Credit Card	CC Reference #	Payment Date		Total Invoice
69	2030 / BABCOCK, E S & SONS, INC								BE80607-0267
LAB FEES	5/8/2018 ✓	N	N			6/8/2018 ✓	5/8/2018		\$0.00
5/17/2018					N				\$240.00 ✓
70	2030 / BABCOCK, E S & SONS, INC								BE80608-0267
LAB FEES	5/8/2018 ✓	N	N			6/8/2018 ✓	5/8/2018		\$0.00
5/17/2018					N				\$180.00 ✓
71	2004 / B.P.S. B's POOL SUPPLIES								92582 ✓
SODIUM HYPO	5/4/2018 ✓	N	N			6/4/2018 ✓	5/4/2018		\$0.00
5/17/2018					N				\$741.17 ✓
72	3658 / MUNKSGAARD, HENRY M DBA:Center								8755 ✓
SCADA RPR	4/25/2018 ✓	N	N			5/25/2018 ✓	4/25/2018		\$0.00
5/17/2018					N				\$245.00 ✓
73	3658 / MUNKSGAARD, HENRY M DBA:Center								8756 ✓
R&M SWR	4/25/2018 ✓	N	N			5/25/2018 ✓	4/25/2018		\$0.00
5/17/2018					N				\$392.00 ✓
74	3658 / MUNKSGAARD, HENRY M DBA:Center								8757 ✓
R&M SWR	4/25/2018 ✓	N	N			5/25/2018 ✓	4/25/2018		\$0.00
5/17/2018					N				\$455.32 ✓
75	3658 / MUNKSGAARD, HENRY M DBA:Center								8765 ✓
R&M SWR	4/18/2018 ✓	N	N			5/18/2018 ✓	4/18/2018		\$0.00
5/17/2018					N				\$771.77 ✓
76	3921 / CROWN ACE HARDWARE								074940 ✓
FASTENERS	5/8/2018 ✓	N	N			6/8/2018 ✓	5/8/2018		\$0.00
5/17/2018					N				\$16.91 ✓
77	4305 / DE ANZA FENCE CO								8641 ✓
R&M FIELD OFC	5/7/2018 ✓	N	N			6/7/2018 ✓	5/7/2018		\$0.00
5/17/2018					N				\$250.00 ✓
78	8074 / HARPER & BURNS LLP								20180501.A ✓
APRIL '18 LGL SVS	5/1/2018 ✓	N	N			6/1/2018 ✓	5/1/2018		\$0.00
5/17/2018					N				\$870.00 ✓
79	8074 / HARPER & BURNS LLP								20180501.B ✓
CITY RVSD LITGN	5/1/2018 ✓	N	N			6/1/2018 ✓	5/1/2018		\$0.00
5/17/2018					N				\$8,082.50 ✓
80	8688 / HOUSTON & HARRIS PCS, INC.								18-21024 ✓
HYDRO-WSH	5/7/2018 ✓	N	N			6/7/2018 ✓	5/7/2018		\$0.00
5/17/2018					N				\$3,710.00 ✓
81	9510 / SO CAL TRUCKWORKS								6683 ✓
R&M TRK	5/7/2018 ✓	N	N			6/7/2018 ✓	5/7/2018		\$0.00
5/17/2018					N				\$379.22 ✓
82	9510 / SO CAL TRUCKWORKS								6684 ✓
R&M TRK	5/7/2018 ✓	N	N			6/7/2018 ✓	5/7/2018		\$0.00
5/17/2018					N				\$55.00 ✓
83	13200 / MERIT OIL COMPANY								453295 ✓
GASOLINE	4/25/2018 ✓	N	N			5/10/2018 ✓	4/25/2018		\$0.00
5/17/2018					N				\$1,302.07 ✓
84	13200 / MERIT OIL COMPANY								454406 ✓
GASOLINE	5/2/2018 ✓	N	N			5/17/2018 ✓	5/2/2018		\$0.00
5/17/2018					N				\$1,524.45 ✓
85	14087 / NATIONAL PAVING CO, INC								29707-D ✓
PAVING	5/2/2018 ✓	N	N			6/2/2018 ✓	5/2/2018		\$0.00
5/17/2018					N				\$29,667.00 ✓

AP Enter Bills Edit Report
Rubidoux Community Services District (RCSACT)
 Batch: AAAACE

5/9/2018 11:56:26 AM

Page 6

Tr. #	Vendor	Inv Date	Paid Out	Immediate	Credit Card Vendor	Due Date	Discount Date	Bank Code	Invoice #
PO Number		Immediate GL Account			Check #				Discount
GL Date					Credit Card		Payment Date		Total Invoice
86	19130 / SCE								18Y2036525640
MAIN OFC UTLTY	5/8/2018	N	N			5/29/2018	5/8/2018		\$0.00
5/17/2018					N				\$940.02
87	19130 / SCE								18Y2011970662
STREETLIGHTS	5/8/2018	N	N			5/29/2018	5/8/2018		\$0.00
5/17/2018					N				\$9,634.39
88	19130 / SCE								18Y2283710317
FIRE STN UTLTY	5/8/2018	N	N			5/29/2018	5/8/2018		\$0.00
5/17/2018					N				\$1,123.51
89	20845 / TRI-CO DISPOSAL, INC								0425_050818.A
COMM TRSH 4/25-5/08	5/9/2018	N	N			6/9/2018	5/9/2018		\$0.00
5/17/2018					N				\$27,218.60
90	20845 / TRI-CO DISPOSAL, INC								0425_050818.B
RES TRSH 4/25-5/08	5/9/2018	N	N			6/9/2018	5/9/2018		\$0.00
5/17/2018					N				\$101,258.74
91	20845 / TRI-CO DISPOSAL, INC								0425_050818.C
RCSD SHR COMM	5/9/2018	N	N			6/9/2018	5/9/2018		\$0.00
5/17/2018					N				(\$2,722.21)
92	20845 / TRI-CO DISPOSAL, INC								0425_050818.D
RCSD SHR RES	5/9/2018	N	N			6/9/2018	5/9/2018		\$0.00
5/17/2018					N				(\$946.23)
93	23568 / WESTERN MUNICIPAL WATER DISTR								RI2831
MAY BRINE FIXED	5/1/2018	N	N			6/1/2018	5/1/2018		\$0.00
5/17/2018					N				\$680.25
94	23993 / GRAINGER								9770099332
SUPPLIES	4/26/2018	N	N			5/26/2018	4/26/2018		\$0.00
5/17/2018					N				\$59.84
95	23993 / GRAINGER								9770099340
HAND TORCH	4/26/2018	N	N			5/26/2018	4/26/2018		\$0.00
5/17/2018					N				\$102.25
96	23993 / GRAINGER								9771291698
CLOCK	4/27/2018	N	N			5/27/2018	4/27/2018		\$0.00
5/17/2018					N				\$21.09
97	23993 / GRAINGER								9776152952
PADLOCKS	5/2/2018	N	N			6/2/2018	5/2/2018		\$0.00
5/17/2018					N				\$227.46
98	16893 / PRUDENTIAL OVERALL SUPPLY CO								22608081
FLOOR MATS	5/9/2018	N	N			6/9/2018	5/9/2018		\$0.00
5/17/2018					N				\$98.25
99	1875 / AT&T								000011311006
PHONE CHGS	5/7/2018	N	N			6/13/2018	5/7/2018		\$0.00
5/17/2018					N				\$467.61
100	21525 / UNDERGROUND SERVICE ALERT OF S								420180556
DIG ALERTS	5/1/2018	N	N			6/1/2018	5/1/2018		\$0.00
5/17/2018					N				\$62.80
101	9659 / INLAND DESERT SECURITY & COMMU								180500636101
ANSWR SVC	5/15/2018	N	N			5/25/2018	5/15/2018		\$0.00
5/17/2018					N				\$432.50
102	1936 / AUSTIN, ROBERT DBA: Austin&Asso								20180319
CLASSIFICATION RVW	5/8/2018	N	N			6/8/2018	5/8/2018		\$0.00
5/17/2018					N				\$922.00

AP Enter Bills Edit Report

Rubidoux Community Services District (RCSACT)

Batch: AAAACE

5/9/2018 11:56:26 AM

Page 7

Tr. #	Vendor	Inv Date	Paid Out	Immediate	Credit Card Vendor	Due Date	Discount Date	Bank Code	Invoice #
PO Number		Inv Date	Immediate GL Account		Check #				Discount
GL Date		Immediate GL Account			Credit Card	CC Reference #	Payment Date		Total Invoice
103	4891 / DUNBAR ARMORED INC.								4187478
ARMOR SVC		5/1/2018	N	N		6/1/2018	5/1/2018		\$0.00
5/17/2018					N				\$820.70
104	6470 / FIRST AMERICAN CORELOGIC, INC.								81887984
ON-LINE SVC		4/30/2018	N	N		5/30/2018	4/30/2018		\$0.00
5/17/2018					N				\$200.75
105	12715 / LUCE COMMUNICATIONS: dba ABG C								2712182
CLSNG BILLS 4/26		4/30/2018	N	N		5/30/2018	4/30/2018		\$0.00
5/17/2018					N				\$3.62
106	18415 / RIVERSIDE CLEANING SYSTEMS, IN								402
CLEANING SVC		5/1/2018	N	N		6/1/2018	5/1/2018		\$0.00
5/17/2018					N				\$535.00
107	19138 / SCG								18Y17882256005
MAIN OFC UTLTY		5/1/2018	N	N		5/23/2018	5/1/2018		\$0.00
5/17/2018					N				\$30.09
108	19138 / SCG								18Y05925730565
FIRE STN UTLTY		5/1/2018	N	N		5/23/2018	5/1/2018		\$0.00
5/17/2018					N				\$101.57
109	19138 / SCG								18Y01302181001
FIELD OFC UTLTY		5/1/2018	N	N		5/23/2018	5/1/2018		\$0.00
5/17/2018					N				\$15.13
110	1118 / ACORN TECHNOLOGY CORPORATION								50850
APRIL IT SUPT		5/1/2018	N	N		5/25/2018	5/1/2018		\$0.00
5/17/2018					N				\$2,725.00

Grand Totals

Total Direct Expense: \$235,990.20
 Total Direct Expense Adj: (\$5,143.09)
 Total Non-Electronic Transactions: \$230,847.11

PR AP

37,032.50

Report Summary

Report Selection Criteria

Report Type: Condensed

Start

End

Transaction Number: Start

End

\$ 247,879.61

AP Cash Requirements Report
Rubidoux Community Services District (RCSACT)

5/9/2018 6:58:16 AM

Page 1

AP / Vendor	Date	Current	Debits	Discounts	Cash Amount
16007 / PUBLIC EMPLOYEES BENEFIT TRUST	5/18/2018	37,032.50			37,032.50
Grand Totals:		37,032.50	0.00	0.00	37,032.50

Report Summary

Report Selection Criteria

Report Type: Summary
Transaction Date: 05/18/2018
Use Discount Due Date: No
Sort by AP Code: No


Date Range: Custom
Due Date: 7/1/2017
Vendor Number: Start
AP Code: Start

Start
End

5/31/2018
End
End

6. ACKNOWLEDGEMENTS – MEMBERS OF THE PUBLIC MAY ADDRESS
THE BOARD AT THIS TIME ON ANY NON-AGENDA MATTER

7. CORRESPONDENCE AND RELATED INFORMATION



Pls Board
copy
packet.
Thanks.
DZ

Gov. Jerry Brown speaks at the Association of California Water Agencies conference Thursday, May 10, 2018, in Sacramento, Calif. Brown's spoke about the importance of setting his ambitious plan to build two 35-mile-long tunnels to divert water from Northern to Southern California on stable footing before he leaves office next year. Rich Pedroncelli - AP Photo

BUSINESS

California's Brown stresses support for water tunnel project

BY KATHLEEN RONAYNE
Associated Press

May 10, 2018 07:45 PM
Updated May 10, 2018 07:46 PM

SACRAMENTO, CALIF. — Fresh off recent victories securing billions of dollars in financing for his ambitious plan to reroute California's water system, Gov. Jerry Brown offered a genial yet urgent reminder Thursday of the need to set the project on stable footing before he leaves office next year.

Although its financing is shaping up, the project still faces hurdles including securing more state permits and battling a constant spate of lawsuits from environmental groups who worry the project will harm fish ecosystems.

"If it doesn't happen now, forget it — you will all be dead before it's even thought of again," Brown said in remarks to a conference of the state's public water agencies. "I know because things come and go, and there's a moment."

ADVERTISING

inRead invented by Teads

Brown's comments offered a rare moment of reflection for a governor who eschews the notion of a legacy at every turn. Brown, 80, leaves office in January after four terms as California governor, the first two from 1975-1983. His brief remarks were filled with references to California's long quest to better transport water from north to south, a key focus during the governorship of his father, Pat Brown.

Today's top news by email

The local news you need to start your day

Enter Email Address

☐ I'm not a robot

reCAPTCHA
Privacy - Terms

SIGN UP

Brown's father oversaw construction of a massive state water project in the 1950s and 1960s, the north-south delivery system that has grown outdated as the state's population has ballooned.

Jerry Brown's ambitious plan to build two 35-mile-long (56-kilometer) tunnels to divert water from the water-rich north to the drier south won a game-changing boost last month when a large Southern California water district voted to spend \$11 billion on the project.


The backing from the Metropolitan Water District breathed new life into the \$17 billion twin-tunnel plan, which had seemed all but dead.

The Santa Clara Valley Water District approved \$650 million this week, and more votes are scheduled from the local water districts that are expected to finance the project. When completed, it would divert fresh water from the Sacramento River to the Central Valley and Southern California.

Brown vowed to spend his final eight months in office fighting to obtain the permits needed, including from the State Water Resources Control Board he oversees and the Delta Stewardship Council.

He ended his speech with a stern warning that drew laughter from the crowd.

"I encourage the people who are part of the discussions: Don't blow it, we've only got a short amount of time. You might say this is a threatening speech," he said. "Get stuff done."



8. MANAGER'S REPORT

- a) Operations Report
 - b) Emergency and Incident Report
-

Water and Wastewater Production Comparison

Date	TOTAL WELL PRODUCTION in Million Gallons				Consumption to	WASTEWATER	
	Purchased	Potable Wells	Potable Total	Non-Potable Wells	JURUPA C.S.D.	FLOW TO RIVERSIDE	
					(Million Gallons)	(Million Gallons)	
4/1/2018	0.00	4.03	4.03	0.44	4.47	0.00	1.74
4/2/2018	0.00	3.50	3.50	0.50	4.00	0.00	1.91
4/3/2018	0.00	3.97	3.97	0.53	4.50	0.00	2.06
4/4/2018	0.00	4.02	4.02	0.44	4.46	0.00	2.03
4/5/2018	0.00	3.98	3.98	0.06	4.04	0.00	2.05
4/6/2018	0.00	4.46	4.46	0.44	4.90	0.00	1.97
4/7/2018	0.00	3.73	3.73	0.41	4.14	0.00	2.00
4/8/2018	0.00	3.92	3.92	0.46	4.38	0.00	1.79
4/9/2018	0.00	3.84	3.84	0.00	3.84	0.00	1.99
4/10/2018	0.00	5.00	5.00	0.52	5.52	0.00	2.02
4/11/2018	0.00	4.39	4.39	0.44	4.84	0.00	1.97
4/12/2018	0.00	3.55	3.55	0.52	4.07	0.00	1.95
4/13/2018	0.00	4.67	4.67	0.41	5.08	0.00	1.87
4/14/2018	0.00	3.99	3.99	0.56	4.55	0.00	1.71
4/15/2018	0.00	3.89	3.89	0.48	4.37	0.00	1.79
4/16/2018	0.00	4.09	4.09	0.10	4.19	0.00	1.91
4/17/2018	0.00	4.65	4.65	0.58	5.23	0.00	1.98
4/18/2018	0.00	4.18	4.18	0.62	4.79	0.00	2.03
4/19/2018	0.00	3.93	3.93	0.47	4.41	0.00	1.94
4/20/2018	0.00	4.67	4.67	0.50	5.17	0.00	1.90
4/21/2018	0.00	4.23	4.23	0.59	4.82	0.00	1.78
4/22/2018	0.00	5.17	5.17	0.47	5.63	0.00	1.80
4/23/2018	0.00	3.98	3.98	0.57	4.55	0.00	2.01
4/24/2018	0.00	5.25	5.25	0.52	5.77	0.00	1.97
4/25/2018	0.00	5.16	5.16	0.64	5.80	0.00	1.98
4/26/2018	0.00	4.54	4.54	0.53	5.07	0.00	1.98
4/27/2018	0.00	4.15	4.15	0.59	4.74	0.00	1.86
4/28/2018	0.00	4.33	4.33	1.11	5.44	0.00	1.83
4/29/2018	0.00	3.88	3.88	0.45	4.33	0.00	1.74
4/30/2018	0.00	5.32	5.32	0.23	5.55	0.00	1.94
MINIMUM	0.00	3.50	3.50	0.00	3.84	0.00	1.71
AVERAGE	0.00	4.28	4.28	0.47	4.75	0.00	1.91
MAXIMUM	0.00	5.32	5.32	1.11	5.80	0.00	2.06
TOTAL	0.00	128.44	128.44	14.18	142.62	0.00	57.45

RUBIDOUX COMMUNITY SERVICES DISTRICT

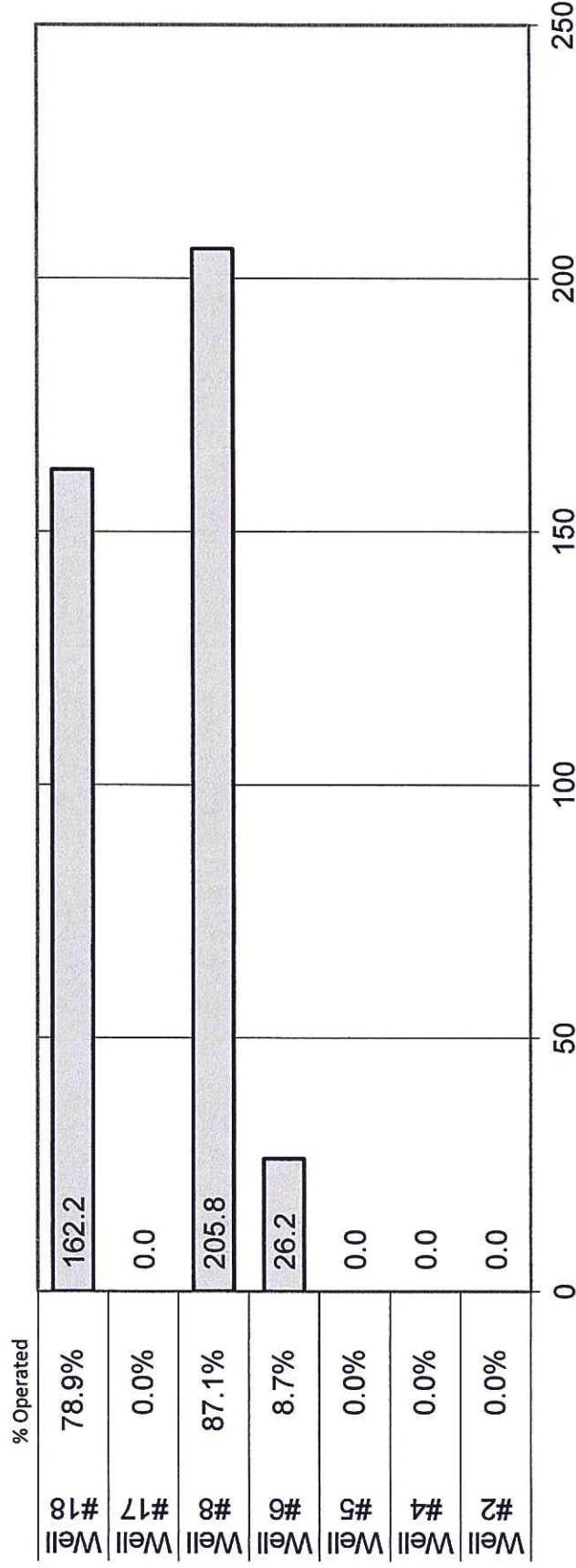
MONTHLY WELL PRODUCTION

(Million Gallons)

		POTABLE WATER										NONPOTABLE WATER					TOTALS		
		JURUPA TIE-IN (MG)	TROYER Well #2 (MG)	Nitrate Removal Pit FLEETWOOD Well #4 (MG)		SKOTTY Well #6 (MG)	DAILY Well #5 (MG)	GOULD Well #8 (MG)	Manganese Removal Plant #2 Well #17 (MG) Well #18 (MG)		28th ST. Well #3 (MG)	DAILY Well #7 (MG)	CLEMENT Well #11 (MG)	46th ST. Well #14 (MG)	MISSION #19 & #20 (MG)	POTABLE (MG)	NON POTABLE (MG)	TOTAL PROD. (MG)	
DATE		0.00	0.00	0.00	0.00	0.00	1.86	0.00	0.00	2.17	0.00	0.42	0.00	0.00	0.00	4.03	0.44	4.47	
4/1/2018		0.00	0.00	0.00	0.00	0.00	2.13	0.00	0.00	1.37	0.00	0.48	0.00	0.00	0.02	3.50	0.50	4.00	
4/2/2018		0.00	0.00	0.00	0.00	0.00	2.24	0.00	0.00	1.73	0.00	0.51	0.00	0.00	0.02	3.97	0.53	4.50	
4/3/2018		0.00	0.00	0.00	0.00	0.00	2.28	0.00	0.00	1.73	0.00	0.43	0.00	0.00	0.02	4.02	0.44	4.46	
4/4/2018		0.00	0.00	0.00	0.00	0.00	2.22	0.00	0.00	1.76	0.04	0.00	0.00	0.00	0.02	3.98	0.06	4.04	
4/5/2018		0.00	0.00	0.00	0.00	0.00	2.49	0.00	0.00	1.97	0.00	0.43	0.00	0.00	0.02	4.46	0.44	4.90	
4/6/2018		0.00	0.00	0.00	0.00	0.00	2.12	0.00	0.00	1.61	0.00	0.40	0.00	0.01	3.73	0.41	4.14		
4/7/2018		0.00	0.00	0.00	0.00	0.00	15.34	0.00	0.00	12.35	0.06	2.66	0.00	0.10	27.68	2.82	30.50		
Subtotal		0.00	0.00	0.00	0.00	0.00	2.18	0.00	0.00	1.74	0.00	0.44	0.00	0.02	3.92	0.46	4.38		
4/8/2018		0.00	0.00	0.00	0.00	0.00	2.13	0.00	0.00	1.71	0.00	0.00	0.00	0.00	3.84	0.00	3.84		
4/9/2018		0.00	0.00	0.00	0.00	0.00	2.28	0.00	0.00	1.89	0.00	0.50	0.00	0.02	5.00	0.52	5.52		
4/10/2018		0.00	0.00	0.00	0.83	0.00	2.35	0.00	0.00	2.05	0.00	0.42	0.00	0.02	4.39	0.44	4.84		
4/11/2018		0.00	0.00	0.00	0.00	0.00	2.18	0.00	0.00	1.37	0.07	0.43	0.00	0.02	3.55	0.52	4.07		
4/12/2018		0.00	0.00	0.00	0.00	0.00	2.32	0.00	0.00	1.82	0.00	0.40	0.00	0.02	4.67	0.41	5.08		
4/13/2018		0.00	0.00	0.00	0.53	0.00	2.24	0.00	0.00	1.76	0.00	0.55	0.00	0.01	3.99	0.56	4.55		
4/14/2018		0.00	0.00	0.00	0.00	0.00	15.65	0.00	0.00	12.34	0.07	2.73	0.00	0.12	29.35	2.92	32.27		
Subtotal		0.00	0.00	0.00	1.37	0.00	2.22	0.00	0.00	1.67	0.00	0.47	0.00	0.01	3.89	0.48	4.37		
4/15/2018		0.00	0.00	0.00	0.00	0.00	2.25	0.00	0.00	1.84	0.00	0.08	0.00	0.02	4.09	0.10	4.19		
4/16/2018		0.00	0.00	0.00	0.00	0.00	2.32	0.00	0.00	1.80	0.00	0.57	0.00	0.02	4.65	0.58	5.23		
4/17/2018		0.00	0.00	0.00	0.54	0.00	2.14	0.00	0.00	1.71	0.00	0.60	0.00	0.02	4.18	0.62	4.79		
4/18/2018		0.00	0.00	0.00	0.32	0.00	2.22	0.00	0.00	1.72	0.02	0.44	0.00	0.02	3.93	0.47	4.41		
4/19/2018		0.00	0.00	0.00	0.00	0.00	2.13	0.00	0.00	1.66	0.00	0.48	0.00	0.02	4.67	0.50	5.17		
4/20/2018		0.00	0.00	0.00	0.88	0.00	2.42	0.00	0.00	1.81	0.00	0.57	0.00	0.01	4.23	0.59	4.82		
4/21/2018		0.00	0.00	0.00	0.00	0.00	15.69	0.00	0.00	12.21	0.02	3.20	0.00	0.12	29.63	3.34	32.98		
Subtotal		0.00	0.00	0.00	1.73	0.00	2.24	0.00	0.00	1.73	0.00	0.46	0.00	0.01	5.17	0.47	5.63		
4/22/2018		0.00	0.00	0.00	1.20	0.00	2.24	0.00	0.00	1.74	0.00	0.55	0.00	0.02	3.98	0.57	4.55		
4/23/2018		0.00	0.00	0.00	0.00	0.00	2.34	0.00	0.00	1.80	0.00	0.50	0.00	0.02	5.25	0.52	5.77		
4/24/2018		0.00	0.00	0.00	1.11	0.00	2.34	0.00	0.00	1.91	0.00	0.62	0.00	0.02	5.16	0.64	5.80		
4/25/2018		0.00	0.00	0.00	0.91	0.00	2.09	0.00	0.00	1.60	0.02	0.49	0.00	0.02	4.54	0.53	5.07		
4/26/2018		0.00	0.00	0.00	0.85	0.00	2.15	0.00	0.00	1.67	0.00	0.57	0.00	0.02	4.15	0.59	4.74		
4/27/2018		0.00	0.00	0.00	0.33	0.00	2.45	0.00	0.00	1.88	0.00	1.10	0.00	0.01	4.33	1.11	5.44		
4/28/2018		0.00	0.00	0.00	0.00	0.00	2.16	0.00	0.00	1.72	0.00	0.43	0.00	0.01	3.88	0.45	4.33		
4/29/2018		0.00	0.00	0.00	0.00	0.00	2.36	0.00	0.00	1.91	0.00	0.21	0.00	0.03	5.32	0.23	5.55		
4/30/2018		0.00	0.00	0.00	1.04	0.00	20.38	0.00	0.00	15.96	0.02	4.91	0.00	0.17	41.77	5.10	46.87		
Subtotal		0.00	0.00	0.00	5.43	0.00													

TOTAL	0.000	0.000	0.000	8.529	0.000	67.056	0.000	0.000	52.853	0.165	0.000	13.506	0.000	0.509	128.438	14.180	142.618
-------	-------	-------	-------	-------	-------	--------	-------	-------	--------	-------	-------	--------	-------	-------	---------	--------	---------

TOTAL WATER PRODUCED w/ % Operated April 2018

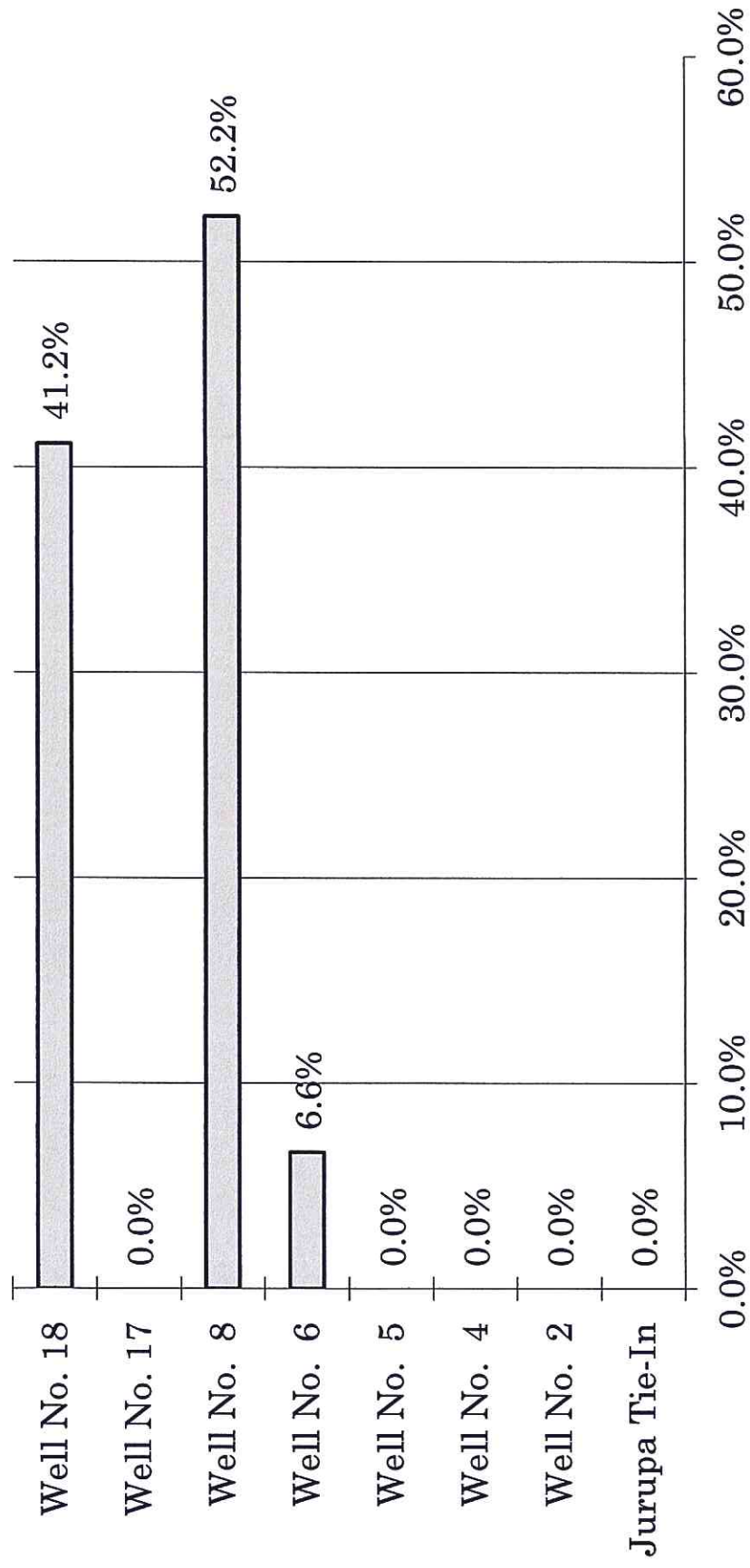


Max Production **1276.2 AF**
 Monthly Production **394.2 AF**
 Reserve Production **882.0 AF**

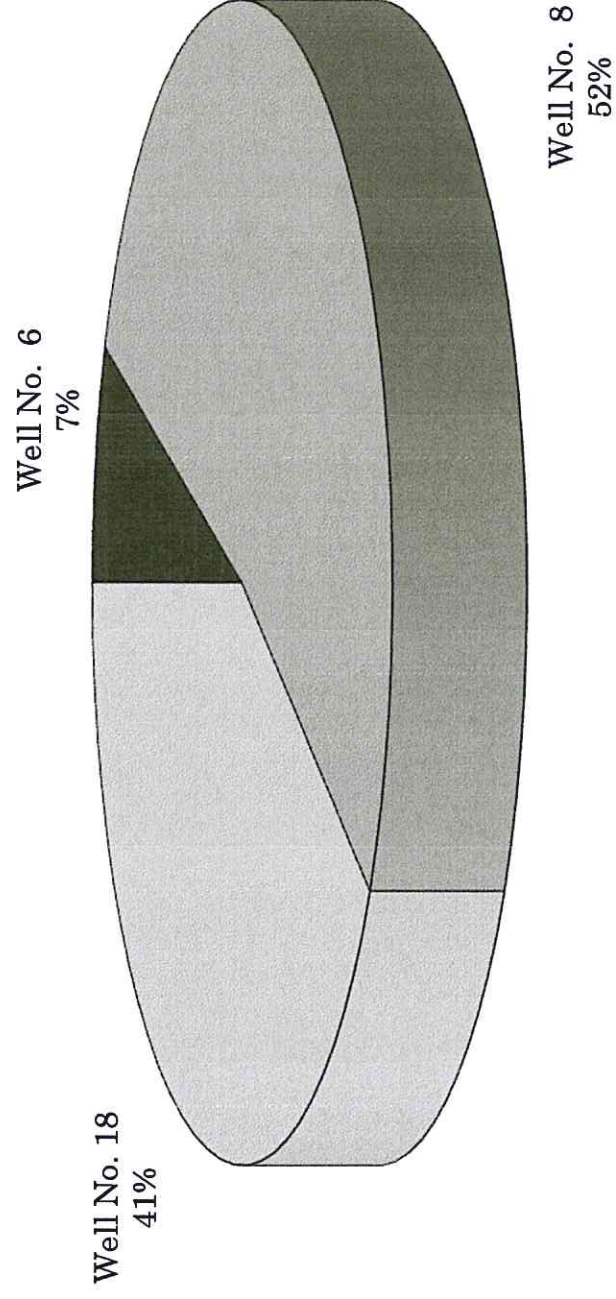
ACRE FEET

1 Acre Foot = 43,560 Cubic Feet = 325,829 Gallons

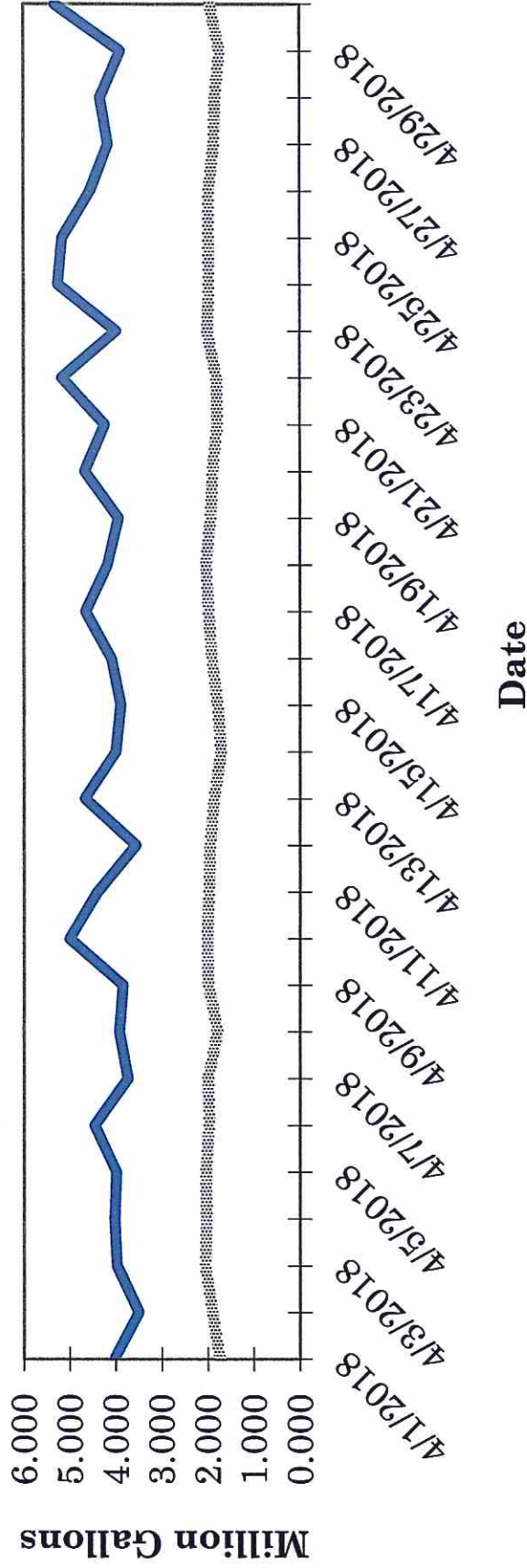
Source Potable Production Comparison April 2018



Source Potable Production Comparison April 2018



Potable Water & Wastewater Comparison April 2018

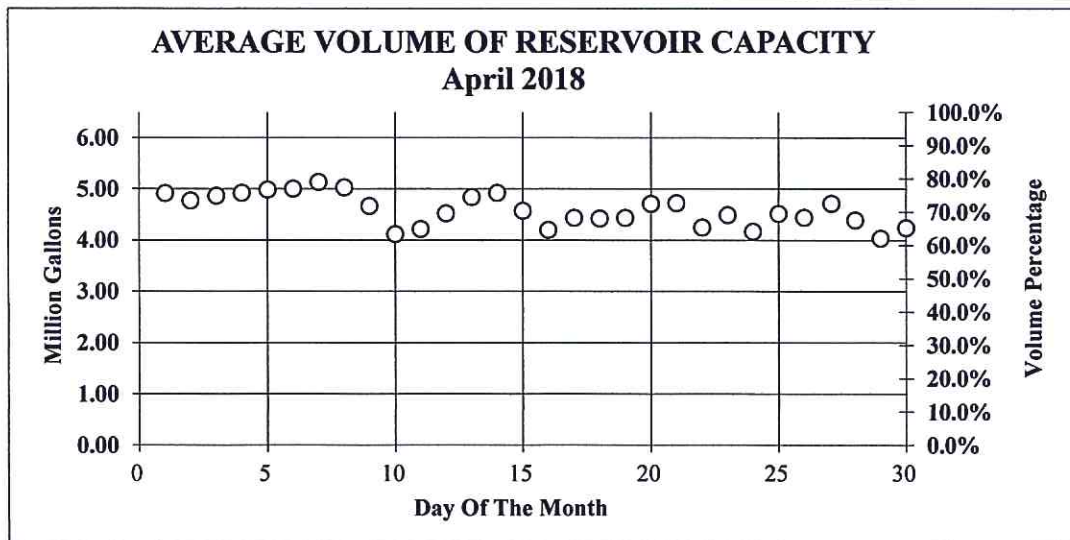


— Potable Water Prod. Wastewater Prod.

RUBIDOUX COMMUNITY SERVICES DISTRICT

Reservoir Capacity Report

CAPACITY	ATKINSON SYSTEM		HUNTER SYSTEM		WATER AVAILABLE (Gallons)*	PERCENTAGE OF TOTAL CAPACITY
	2,000,000	3,000,000	425,000	1,000,000		
DATE	ATKINSON	WATSON	HUNTER 1	PERRONE		
4/1/2018	79.5	73.9	77.2	77.1	4,918,025	76.5%
4/2/2018	76.6	71.3	79.1	77.2	4,768,752	74.2%
4/3/2018	78.2	72.8	78.5	77.6	4,867,568	75.8%
4/4/2018	79.5	73.8	78.1	77.9	4,918,784	76.6%
4/5/2018	81.0	74.9	77.7	78.3	4,984,910	77.6%
4/6/2018	81.4	75.3	77.9	78.2	5,004,645	77.9%
4/7/2018	84.4	77.6	79.2	78.0	5,135,423	79.9%
4/8/2018	82.7	76.2	75.3	77.0	5,030,461	78.3%
4/9/2018	73.9	69.1	76.8	79.2	4,666,172	72.6%
4/10/2018	61.1	59.3	79.0	78.2	4,118,542	64.1%
4/11/2018	62.1	61.2	79.4	78.0	4,214,038	65.6%
4/12/2018	70.4	66.8	77.2	78.3	4,524,077	70.4%
4/13/2018	77.2	72.7	77.0	77.2	4,841,385	75.4%
4/14/2018	79.4	73.5	77.0	80.8	4,920,811	76.6%
4/15/2018	71.7	67.7	78.4	77.2	4,569,398	71.1%
4/16/2018	62.6	60.7	78.9	78.8	4,195,308	65.3%
4/17/2018	67.7	65.0	77.9	77.9	4,432,501	69.0%
4/18/2018	67.7	64.8	79.0	78.6	4,420,501	68.8%
4/19/2018	68.4	65.3	77.0	77.8	4,433,334	69.0%
4/20/2018	74.1	70.2	75.9	78.6	4,710,799	73.3%
4/21/2018	75.5	70.4	76.1	78.2	4,718,774	73.4%
4/22/2018	63.0	61.9	78.3	79.6	4,245,345	66.1%
4/23/2018	69.5	65.9	78.3	80.7	4,489,937	69.9%
4/24/2018	61.4	60.7	78.2	77.2	4,165,666	64.8%
4/25/2018	69.8	66.5	78.6	79.1	4,518,511	70.3%
4/26/2018	69.8	64.0	79.7	78.3	4,439,703	69.1%
4/27/2018	74.8	70.2	78.1	78.4	4,715,315	73.4%
4/28/2018	67.1	64.1	77.3	80.5	4,390,035	68.3%
4/29/2018	59.4	58.3	78.5	76.7	4,034,799	62.8%
4/30/2018	62.3	61.8	78.2	79.0	4,241,787	66.0%



* The total capacity of all District reservoirs is 6,425,000 gallons.

RUBIDOUX COMMUNITY SERVICES DISTRICT

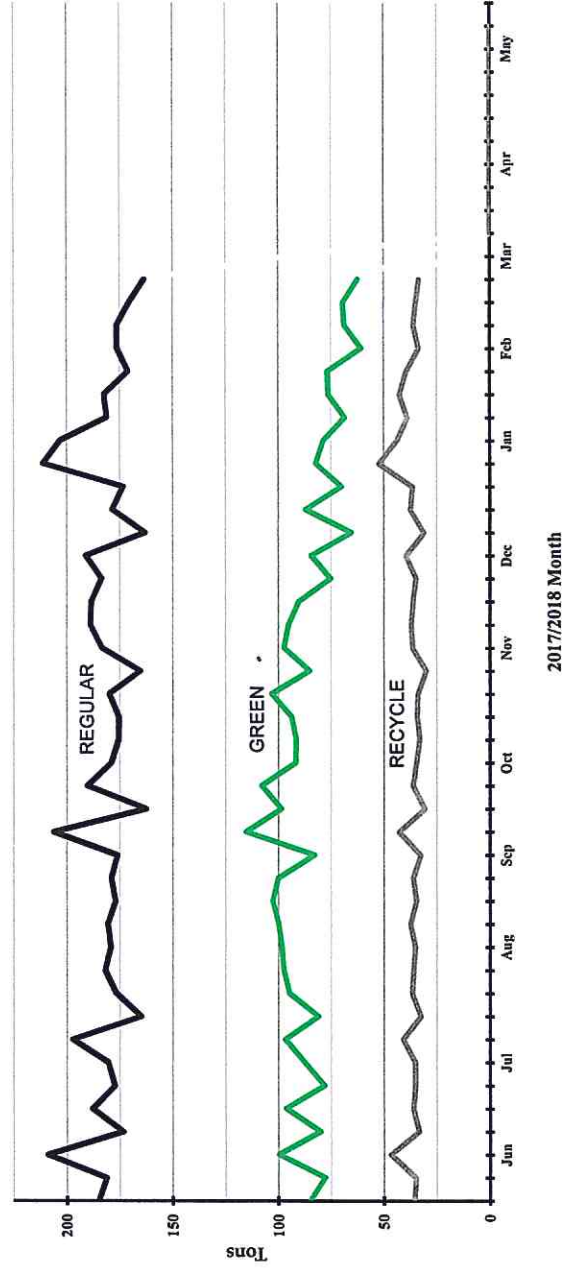
Green Waste Program

(May 17 to June 18)

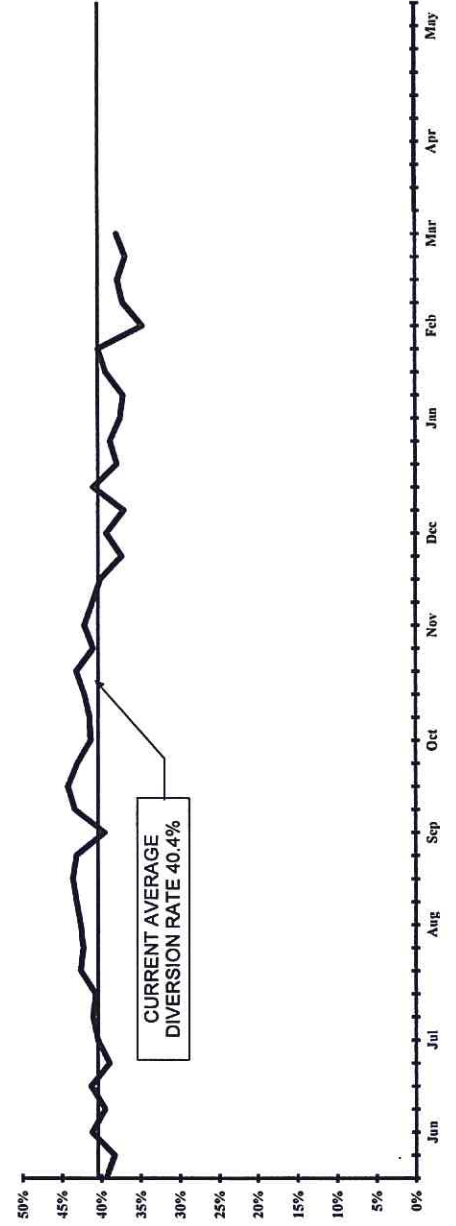
DATE	YEAR	GREEN WASTE					RECYCLE					REGULAR TRASH					WEEKLY TRASH TOTALS				
		DAY 1	DAY 2	DAY 3	DAY 4	DAY 5	DAY 1	DAY 2	DAY 3	DAY 4	DAY 5	DAY 1	DAY 2	DAY 3	DAY 4	DAY 5	GREEN	RECYCLE	REGULAR	TOTAL	% DIVERSION
5/93-5/94	Year 1	1,307	1,275									4,371	3,609				2,582		7,980	10,562	24.4%
5/94-5/95	Year 2	1,260	1,183									4,914	3,999				2,444		8,913	11,357	21.5%
5/95-5/96	Year 3	1,300	1,050									4,872	4,118				2,350		8,990	11,340	20.7%
5/96-5/97	Year 4	1,207	1,013									4,802	4,182				2,220		8,984	11,204	19.8%
5/97-5/98	Year 5	607	600	512	491	434						2,171	2,111	1,199	1,332	1,027	2,644		7,840	10,484	25.2%
5/98-5/99	Year 6	503	508	656	608	533						1,781	1,920	1,558	1,802	1,314	2,808		8,375	11,183	25.1%
5/99-5/00	Year 7	438	500	610	569	499						1,926	2,147	1,717	1,974	1,430	2,616		9,194	11,810	22.2%
5/00-5/01	Year 8	460	568	674	630	500						2,071	2,478	1,788	2,094	1,499	2,832		9,930	12,762	22.2%
5/01-5/02	Year 9	426	518	659	625	525						2,298	2,632	1,889	2,257	1,512	2,753		10,588	13,341	20.6%
5/02-5/03	Year 10	468	583	726	699	583						2,514	3,039	2,083	2,367	1,581	3,059		11,584	14,643	20.9%
5/03-5/04	Year 11	590	624	689	657	573						2,525	3,323	2,195	2,473	1,650	3,133		12,166	15,299	20.5%
5/04-5/05	Year 12	577	633	702	681	613						2,615	3,385	2,253	2,484	1,629	3,206		12,366	15,572	20.6%
5/05-5/06	Year 13	575	611	739	654	615						2,579	3,268	2,439	2,545	1,664	3,194		12,495	15,689	20.4%
5/06-5/07	Year 14	487	572	633	626	547						2,451	3,267	2,286	2,432	1,698	2,865		12,134	14,999	19.1%
5/07-5/08	Year 15	723	936	858	884	654	175	268	207	219	200	2,110	2,856	1,740	2,004	1,273	4,055	1,069	9,983	15,107	33.9%
5/08-5/09	Year 16	793	939	927	861	766	240	361	285	299	235	1,944	2,536	1,592	1,810	1,123	4,286	1,420	9,005	14,711	38.8%
5/09-5/10	Year 17	919	1,114	1,026	969	779	250	382	303	315	233	1,931	2,452	1,538	1,738	1,117	4,807	1,483	8,776	15,066	41.7%
5/10-5/11	Year 18	758	1,036	954	915	611	260	381	307	309	225	1,862	2,466	1,529	1,757	1,130	4,274	1,482	8,744	14,500	39.7%
5/10-5/12	Year 19	745	1,032	911	893	600	247	378	292	309	214	1,779	2,360	1,549	1,794	1,138	4,181	1,440	8,620	14,241	39.5%
5/12-5/13	Year 20	800	1,089	935	933	628	236	361	278	292	261	1,830	2,004	1,536	1,701	1,416	4,385	1,428	8,487	14,300	40.7%
5/13-5/14	Year 21	792	1,086	893	918	593	224	326	250	276	309	1,998	1,754	1,696	1,760	1,688	4,282	1,385	8,896	14,563	38.9%
5/14-5/15	Year 22	894	932	781	783	791	314	325	286	324	327	1,975	1,657	1,547	1,824	2,023	4,181	1,576	9,026	14,783	38.9%
5/15-5/16	Year 23	1,038	804	740	772	964	375	322	299	378	334	1,986	1,634	1,428	1,990	2,192	4,318	1,708	9,230	15,256	39.5%
5/16-5/17	Year 24	1,018	783	681	800	973	400	350	315	435	361	2,054	1,693	1,458	2,074	2,132	4,255	1,861	9,411	15,527	39.4%
5/15/2017	Yr 24	17.21	15.33	14.78	17.87	19.61	7.77	6.72	6.04	8.35	6.54	40.70	35.06	28.01	39.97	41.21	84.80	35.42	184.95	305.17	39.4%
5/22/2017	Yr 24	16.93	14.19	11.45	14.31	20.88	7.58	5.91	5.94	8.58	6.85	42.29	32.31	27.37	40.19	39.01	77.76	34.86	181.17	293.79	38.3%
5/29/2017	Yr 24	23.53	19.12	10.85	20.12	26.02	9.42	7.69	12.69	8.97	7.96	48.01	37.18	32.93	48.02	42.75	99.64	46.73	208.89	355.26	41.2%
6/5/2017	Yr 24	19.48	12.77	12.93	15.41	19.38	7.17	6.34	5.51	8.17	6.21	36.89	31.30	26.93	39.75	38.46	79.97	33.40	173.33	286.70	39.5%
6/12/2017	Yr 24	23.48	18.39	15.74	17.75	20.89	8.20	6.70	6.06	9.11	5.99	39.69	34.65	28.63	41.09	43.76	96.25	36.06	187.82	320.13	41.3%
6/19/2017	Yr 24	17.89	15.29	11.12	14.94	18.78	7.02	7.42	5.59	8.25	6.80	40.03	33.14	27.06	39.93	37.12	78.02	35.08	177.28	290.38	38.9%
6/26/2017	Yr 24	17.91	17.15	13.59	11.71	27.08	7.72	5.55	5.79	9.13	6.93	40.64	33.18	28.96	41.14	36.52	87.44	35.12	180.44	303.00	40.4%
7/3/2017	Yr 24	22.54	18.36	16.25	19.30	20.25	8.36	7.83	6.49	10.02	8.26	41.83	36.57	31.00	46.60	41.34	96.70	40.96	197.34	335.00	41.1%
7/10/2017	Yr 24	19.02	14.78	12.64	14.77	19.70	8.26	6.50	5.05	7.01	5.70	41.43	30.86	24.53	35.22	32.85	80.91	32.52	164.89	278.32	40.8%
7/17/2017	Yr 24	19.06	20.51	14.56	18.03	22.52	7.94	7.29	5.89	8.64	6.82	38.38	32.10	26.35	40.66	39.22	94.68	36.58	176.71	307.97	42.6%
7/24/2017	Yr 24	21.42	19.26	16.23	19.24	21.21	8.03	7.22	5.76	8.51	6.47	39.55	33.66	27.08	42.80	38.81	97.36	35.99	181.90	315.25	42.3%
7/31/2017	Yr 24	23.24	17.52	14.08	21.52	21.91	7.74	6.48	5.82	8.64	6.47	40.23	33.16	28.13	38.79	39.02	98.27	35.15	179.33	312.75	42.7%
8/7/2017	Yr 24	22.80	18.21	15.46	18.69	24.55	8.24	7.10	6.09	8.93	7.06	40.85	33.10	28.01	40.29	38.41	99.71	37.42	180.66	317.79	43.2%
8/14/2017	Yr 24	23.54	19.66	16.08	20.07	23.19	7.90	6.76	5.87	8.50	5.62	40.30	32.75	27.53	38.89	37.59	102.54	34.65	177.06	314.25	43.7%
8/21/2017	Yr 24	23.14	18.21	15.11	18.46	24.94	8.13	6.61	5.91	8.12	7.25	40.91	33.31	26.73	39.80	38.27	99.86	36.02	179.02	314.90	43.2%
8/28/2017	Yr 24	19.33	15.59	12.31	14.95	20.56	7.56	6.84	5.73	5.71	6.70	39.97	31.93	26.14	39.13	38.89	82.74	32.54	176.06	291.34	39.6%
9/4/2017	Yr 24	26.17	22.67	17.91	21.85	26.66	9.29	7.99	7.18	10.49	7.80	45.40	37.26	31.33	46.82	45.42	115.26	42.75	206.23	364.24	43.4%
9/11/2017	Yr 24	23.16	19.02	14.68	18.69	22.94	6.92	4.78	4.99	7.91	6.06	36.09	28.13	24.43	36.92	36.94	98.49	30.66	162.51	291.66	44.3%
9/18/2017	Yr 24	25.39	21.24	18.26	20.62	22.31	8.14	6.96	6.15	7.85	7.08	41.57	33.90	28.30	41.41	45.15	107.82	36.18	190.33	334.33	43.1%
9/25/2017	Yr 24	20.07	19.54	13.78	18.40	19.87	7.60	6.55	5.47	8.38	6.58	40.88	32.18	26.47	35.95	43.52	91.66	34.58	179.00	305.24	41.4%
10/2/2017	Yr 24	21.26	16.72	13.24	17.98	22.32	7.50	6.70	5.59	6.94	6.34	38.80	31.65	26.80	41.00	37.26	91.52	33.07	175.51	300.10	41.5%
10/9/2017	Yr 24	17.47	15.66	14.13	21.18	25.26	6.54	6.28	5.35	9.16	6.98	40.26	30.13	25.64	40.23	39.17	93.70	34.31	175.43	303.44	42.2%
10/16/2017	Yr 24	23.25	18.62	15.78	19.55	25.86	7.80	6.04	5.53	8.15	6.42	41.52	32.33	26.52	38.85	40.70	103.06	33.94	179.92	316.92	43.2%
10/23/2017	Yr 24	22.21	14.60	12.00	18.40	17.86	7.12	5.62	4.81	6.39	5.98	37.95	30.58	24.38	36.11	36.25	85.07	29.92	165.27	280.26	41.0%
10/30/2017	Yr 24																				

RUBIDOUX COMMUNITY SERVICES DISTRICT
Green Waste Program
(May 17 to June 18)

CHARACTERIZATION OF REFUSE COLLECTED



PERCENTAGE OF GREEN/RECYCLE WASTE DIVERTED





**CAL
FIRE**



Resource Activity Report

4/1/2017

4/30/2017

4/1/2018

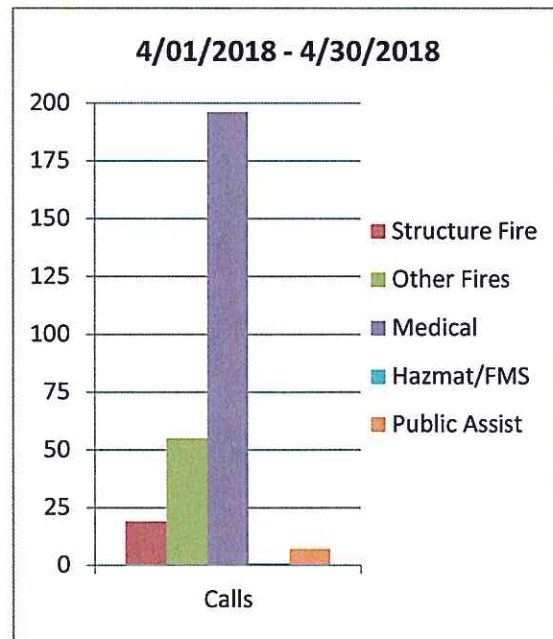
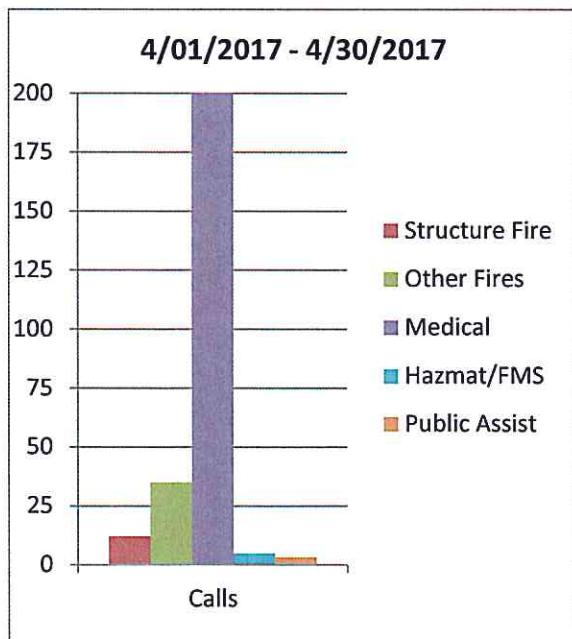
4/30/2018

Call Type	Station 38
Veg/Structure Fire	12
Other Fires	35
Medical	206
Hazmat/FMS	5
Public Assist	3
Period Total	261

Year to Date	1,056
--------------	-------

Call Type	Station 38
Veg/Structure Fire	19
Other Fires	55
Medical	196
Hazmat/FMS	1
Public Assist	7
Period Total	278

Year to Date	1,103
--------------	-------



9. **PUBLIC HEARING** – CONSIDERATION TO ADOPT RESOLUTION
NO. 2018-839, A RESOLUTION ADJUSTING SOLID WASTE
COLLECTION AND DISPOSAL CHARGES FOR RESIDENTIAL,
COMMERCIAL AND INDUSTRIAL CUSTOMERS:
DM 2018-32

Rubidoux Community Services District

Board of Directors

Christopher Barajas
Armando Muniz
Bernard Murphy
F. Forest Trowbridge
Hank Trueba Jr.

Secretary-Manager

David D. Lopez



Water Resource Management Refuse Collection Street Lights Fire / Emergency Services Weed Abatement

DIRECTORS MEMORANDUM 2018-32

May 17, 2018

To: Rubidoux Community Services District
Board of Directors

Subject: **PUBLIC HEARING** - Consideration to Adopt Resolution No. 2018-839, Resolution Establishing Residential, Commercial and Industrial Disposal and Collection Rates

BACKGROUND:

As authorized by the Board of Directors' and attached for your review and consideration is Resolution No. 2018-839, which, if adopted, will effectuate charges to residential, commercial and industrial solid waste collection and disposal services. Pursuant to Public Hearing Notice Requirements, the fifteen (15) days noticed in advance of tonight's Adoption of Resolution No. 2018-839 was satisfied. This evening's Public Hearing is to provide interested parties and/or effected parties the opportunity to comment and/or protest said charges.

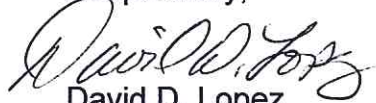
As of the writing of this memorandum, Staff has not received any written or verbal protest with respect to the proposed increases to residential, commercial and industrial rates as outlined within Resolution No. 2018-839.

The Notice of tonight's pending adoption was noticed in the Legal Section of the Press-Enterprise as well as on the District Website and available for inspection at our front counter.

RECOMMENDATION:

At the closure of tonight's Public Hearing, Staff recommends adoption of Resolution No. 2018-839 to the Rubidoux Community Services District Board of Directors, a Resolution which establishes residential, commercial and industrial trash collection and disposal rates for the District in FY 2018-2019.

Respectfully,



David D. Lopez
Secretary-Manager

Attachments: Resolution No. 2018-839
Notice of Public Hearing
Press Enterprise Public Notice Posting
DM 2018-25 w/Attachments

THE PRESS-ENTERPRISE

1825 Chicago Ave, Suite 100
Riverside, CA 92507
951-684-1200
951-368-9018 FAX

PROOF OF PUBLICATION
(2010, 2015.5 C.C.P)

Publication(s): The Press-Enterprise

PROOF OF PUBLICATION OF

Ad Desc.: /

I am a citizen of the United States. I am over the age of eighteen years and not a party to or interested in the above entitled matter. I am an authorized representative of THE PRESS-ENTERPRISE, a newspaper in general circulation, printed and published daily in the County of Riverside, and which newspaper has been adjudicated a newspaper of general circulation by the Superior Court of the County of Riverside, State of California, under date of April 25, 1952, Case Number 54446, under date of March 29, 1957, Case Number 65673, under date of August 25, 1995, Case Number 267864, and under date of September 16, 2013, Case Number RIC 1309013; that the notice, of which the annexed is a printed copy, has been published in said newspaper in accordance with the instructions of the person(s) requesting publication, and not in any supplement thereof on the following dates, to wit:

04/16, 04/23, 04/30, 05/07/2018

I certify (or declare) under penalty of perjury that the foregoing is true and correct.

Date: May 07, 2018
At: Riverside, California



Legal Advertising Representative, The Press-Enterprise

RUBIDOUX COMM SERV DIST
3590 RUBIDOUX BLVD
RIVERSIDE, CA 92509

Ad Number: 0011106419-01

P.O. Number:

Ad Copy:

NOTICE OF PUBLIC HEARING OF THE RUBIDOUX COMMUNITY SERVICES DISTRICT FOR THE ADOPTION OF RESOLUTION NO. 2018-839, A RESOLUTION ESTABLISHING SOLID WASTE COLLECTION AND DISPOSAL COSTS FOR RESIDENTIAL, COMMERCIAL, AND INDUSTRIAL USERS

Notice is hereby given that the Board of Directors of the Rubidoux Community Services District (District) will conduct a Public Hearing on Thursday, May 17, 2018, at 4:00 PM, during the regular meeting of the Board of Directors. Subject Public Hearing shall be conducted at 3590 Rubidoux Blvd., Jurupa Valley, CA 92509 at the above time and date.

The purpose of the Public Hearing is for receiving comments (oral and written), as they pertain to draft Resolution 2018-839 which authorizes, Directs, and Revises Solid Waste Collection and Disposal Rates.

A draft copy of Resolution 2018-839 is available free to view by any interested party at the District office during normal business hours or you may download a copy at the District's website www.rcsd.org.

STEVEN W. APPEL, P.E.
Assistant General Manager/
District Engineer

April 10, 2018

4/16, 4/23, 4/30, 5/7

RESOLUTION NO. 2018-839

**A RESOLUTION OF THE BOARD OF DIRECTORS OF RUBIDOUX
COMMUNITY SERVICES DISTRICT ESTABLISHING RESIDENTIAL AND
COMMERCIAL TRASH COLLECTION FEES WITHIN THE DISTRICT'S
SERVICE AREA**

WHEREAS, Rubidoux Community Services District has adopted Ordinance No. 53 regulating the collection and disposal of garbage and solid waste matter within the Rubidoux Community Services District; and,

WHEREAS, said ordinance provides that garbage and solid waste matter may be collected or removed only by employees of the Rubidoux Community Services District acting in the regular course of such employment, or by contractors or employees of contractors who are under contract with the District for the collection, removal and disposal of garbage and solid waste matter; and,

WHEREAS, the Board of Directors of the Rubidoux Community Services District deems it to be necessary, convenient and in the public interest that a contract be entered into with a person, firm or corporation providing for the collection and disposal of garbage and solid waste matter in the Rubidoux Community Services District and has contracted with a private contractor for trash collection, removal and disposal services; and,

WHEREAS, the Board of Directors of the Rubidoux Community Services District executed a service contract for the collection and disposal of garbage and solid waste with Burrtec Waste Industries, Inc., and compliant to the California Integrated Waste Management Act of 1989 the Rubidoux Community Services District implemented a fully automated collection and recycling program for residential households; and

WHEREAS, effective July 1, 2018, the Robert E. Nelson Solid Waste Transfer Facility increased tipping fees to \$45.21 per ton for all solid waste matter delivered to subject facility; and,

WHEREAS, the Green Waste Disposal tipping fees increased from \$40.47 to \$41.94 per ton; and,

WHEREAS, the Consumer Price Index (CPI) for the past 12 months (October 2016-September 2017) has been determined to be 3.10%, which affects the Residential and Commercial trash rates; and,

WHEREAS, District Officials and representatives of Burrtec Waste Industries, Inc., have met, conferred and reviewed in detail the proposed charges for households and businesses, determined that proposed adjustments are

pursuant to contractual provisions and necessary for the efficient removal of municipal solid waste matter within the District's Service area; and,

WHEREAS, at the August 7, 2014, regular meeting of the Rubidoux Community Services District, the Board of Directors Noticed and Held a Public Hearing compliant to AB 3030 and Proposition 218 noticing and protest election requirements and determined that the trash adjustments to commercial trash service are justified "pass through" increases/reductions and a necessary element of doing business;

WHEREAS, the Board of Directors conducted a Protest Election compliant to Prop. 218 and such protest election failed to meet the 50% plus one; and

NOW, THEREFORE, the Board of Directors of Rubidoux Community Services District does hereby resolve, determine and order as follows:

1. The foregoing recitals are true and correct.
2. The results of the Public Hearing and Protest Election are final.
3. The collection, removal and disposal of garbage and solid waste matter are for the health, safety and welfare for the community members of the Rubidoux Area.
4. The adjustment in fees for residential and commercial collection and disposal fees is a pass-through increase to all trash removal charges and is necessary to continue providing the level of service to all trash accounts.
5. At the May 17, 2018, Public Hearing of the Rubidoux Community Services District the Board of Directors reviewed residential and commercial trash rates and authorized Staff to prepare said resolution to effect the adjusted rates as prescribed on Exhibit "A".
6. Effective adoption of Resolution No. 2018-839 fees for all trash collection and disposal services shall be adjusted as described on the fee schedule on Exhibit "A" attached hereto, with a billing date of July 1, 2018.
7. Adoption of Resolution No. 2018-839 shall rescind in its entirety and supercede Resolution No. 2017-835.

BE IT FURTHER RESOLVED this resolution was approved and adopted this May 17, 2018, at the regular meeting of the Board of Directors of the Rubidoux Community Services District by the following vote:

AYES:

NOES:

ABSENT:

ABSTENTIONS:

(Seal)

Bernard Murphy, President
Rubidoux Community Services District

ATTEST:

David D. Lopez
Secretary to the Board

APPROVED AS TO FORM AND CONTENT:

John R. Harper
District Counsel

EXHIBIT "A"

COMMERCIAL COLLECTION AND DISPOSAL SERVICE MONTHLY RATES EFFECTIVE FOR BILLING PERIOD BEGINNING JULY 1, 2018

Automated Curbside Residential Service	\$	25.21
60 Gallon Residential Service	\$	23.01
Extra 90 Gallon Refuse Container	\$	8.27
Extra 90 Gallon Green Waste Container	\$	5.18
Extra 90 Gallon Recycle Container	\$	1.19

Commercial Barrel Service - Refuse

<u>Size</u>	<u>Frequency</u>	<u>Rate</u>
40 gal.	refuse	\$ 15.88
60 gal.	refuse	\$ 22.08
90 gal.	refuse	\$ 27.08

Commercial Bin Service - Refuse

2	1	\$ 90.06
2	2	\$ 151.10
2	3	\$ 212.10
2	4	\$ 273.17
2	5	\$ 334.14
2	6	\$ 395.17
3	1	\$ 118.36
3	2	\$ 214.60
3	3	\$ 301.97
3	4	\$ 389.31
3	5	\$ 476.66
3	6	\$ 563.98
4	1	\$ 146.34
4	2	\$ 263.39
4	3	\$ 380.43
4	4	\$ 497.51
4	5	\$ 614.54
4	6	\$ 731.61

Commercial Bin Service - Recycling

90 gal.	1	\$ 16.66
1.5	1	\$ 65.47
1.5	2	\$ 101.92
1.5	3	\$ 138.33
1.5	4	\$ 174.81
1.5	5	\$ 211.20
1.5	6	\$ 247.63
3	1	\$ 97.07
3	2	\$ 153.30
3	3	\$ 212.76
3	4	\$ 272.20
3	5	\$ 331.69
3	6	\$ 391.11

Food Waste Bin Service

65 gal.	1	\$ 63.54
	2	\$ 115.83
	3	\$ 164.52
	4	\$ 213.51
	5	\$ 269.44
	6	\$ 310.99
1.5	1	\$ 175.17
1.5	2	\$ 303.79
1.5	3	\$ 422.98
1.5	4	\$ 540.93
1.5	5	\$ 657.50
1.5	6	\$ 774.38
2	1	\$ 216.38
2	2	\$ 390.17
2	3	\$ 550.27
2	4	\$ 711.58
2	5	\$ 899.18
2	6	\$ 1,032.27

Commercial Roll-Off Service - Refuse

	Perm.	Temp.
40 cubic yard box (6 tons)	\$ 603.97	\$ 628.31
20 cy roofing box (8 tons)	\$ 729.03	\$ 777.73
10 cy demo box (8 tons)	\$ 729.03	\$ 777.73
40 Yard Compactor	\$ 753.38	n/a

Commercial Roll-Off Service - Recycling

40 cubic yard box (6 tons)	\$ 223.50
----------------------------	-----------

Commercial Roll-Off Service - Disposal

Excess Refuse	\$ 50.23
Green Waste	\$ 46.60
Wood - Blonde	\$ 21.67
Wood - Mfg	\$ 48.33
Inert	\$ 30.66
C&D	\$ 62.68

Special Services

<u>Barrels</u>	Extra Pick-Ups - Residential Containers	\$ 14.77
	Extra Pick-Ups - Commercial Containers	\$ 24.82

<u>Roll Off</u>	Rental fee per day (7 day min.)	\$ 24.82
	Relocation fee	\$ 70.14

<u>Bins</u>	Extra Pick-Up	\$ 40.01
-------------	---------------	----------

Temporary Bin

3 cubic yard - 7 day use	\$ 108.93
Dump and return	\$ 96.70

<u>Recycling Contamination</u>	\$ 40.00
--------------------------------	----------

<u>Green Waste Contamination - bins/barrels</u>	\$ 55.00
---	----------

<u>Food Waste Contamination - bins/barrels</u>	\$ 55.00
--	----------

Other

Bus Stops (District)	26.36
Tilthopper	36.88
Steam Clean (Compactor box)	150.68

Rubidoux Community Services District

Board of Directors
Christopher Barajas
Armando Muniz
Bernard Murphy
F. Forest Trowbridge
Hank Trueba Jr.

Secretary-Manager
David D. Lopez



Water Resource Management Refuse Collection Street Lights Fire / Emergency Services Weed Abatement

DIRECTORS MEMORANDUM 2018-25

April 5, 2018

To: Rubidoux Community Services District
Board of Directors

Subject: Solid Waste Committee Recommendation – Authorization to Call and Notice a Public Hearing Regarding Solid Waste Adjustments in Accordance with AB 3030 and in Compliance with Prop. 218 for Proposed Residential, Commercial, and Industrial Trash Rates

BACKGROUND:

On March 21, 2018, the Rubidoux Community Services District Solid Waste committee members, Muniz and Trowbridge met with Richard Nino, Vice President, Burrtec Waste Industries, Inc., for the purpose of reviewing the proposed trash collection rate changes for District trash customers (See attached Burrtec Rate proposal). Contractually, Burrtec is entitled to a Consumer Price Index (CPI) adjustment to the service component of the trash rate structure. This year (ending September, 2017) the local CPI was 3.1%. Further, green waste tipping fees are projected to increase from \$40.47 to \$41.94 per ton. On the recycling side glass, metal, paper, and plastic material prices have seen decreases over last year; consequently, the cost for recycling materials this year is \$0.05 per ton. The County's solid waste tipping fees we see an increase over last year from \$43.63 to \$45.21 per ton. **The net effect is an increase from \$24.13 per month to \$25.21 per month or \$1.08 per month for residential trash service (an increase of 3.55 cents per day).**

For commercial services the proposed monthly charge for a 3-yard bin, emptied once per week, is \$118.36, a \$3.74 per month increase over the current rate.

The attached rate schedule from Burrtec proposes rate adjustments to residential, commercial, and industrial rates for FY 2018/19.

For Board information, Prop. 218 require public agencies to mail notices to all customers and property owners for all proposed water, wastewater, and/or solid waste (trash) charges. Requirements state that a 45-day public comment period must be maintained prior to scheduling a public hearing and conclude with a protest vote by the public. AB 3030 attempts to simplify property related fees or charges by allowing implementation of a multi-year rate schedule for the above mentioned charges. AB 3030 was created to allow some relief to those public agencies that have very little, or no control of pass-through charges.

AB 3030 does not circumvent the public's right to know and participate or to protest annual rate adjustment. On the contrary, AB 3030 requires a 30-day public notice and comment period concluding with a public hearing prior to adoption of any annual increase to water, wastewater, or trash rates.

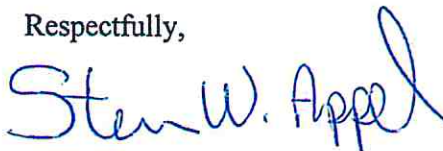
Finally, adoption of AB 3030 does not minimize the Board's authority over annual rate review. Any proposed increases to trash rate are presented to the Trash Committee by Staff and a Burrtec representative. The Trash committee in turn recommends the final rate schedule to the full Board for review and adoption.

RECOMMENDATION:

The Solid Waste Committee recommends the following to the Rubidoux Community Services District Board of Directors:

1. Call and set a public hearing date of May 17, 2018 for the adoption of the proposed solid waste rate adjustments;
2. Authorize Staff to prepare the Notice of Public Hearing for proposed trash rate adjustments for all residential, commercial, and industrial trash accounts for publication in the Press-Enterprise Newspaper.
3. Authorize Staff to post the Notice of Public Hearing at the District office and to make available for inspection draft Trash Resolution No. 2018-839 which puts in to effect the proposed residential, commercial, and industrial trash adjustments.

Respectfully,



STEVEN W. APPEL, P.E.
Assistant General Manager/
District Engineer

Attachments: March 21, 2018 Solid Waste Committee Agenda
2018/2019 Burrtec Rate Proposal
Draft Resolution No. 2018-839

Rubidoux Community Services District

Board of Directors

Christopher Barajas
Armando Muniz
Bernard Murphy
F. Forest Trowbridge
Hank Trueba Jr.

Secretary-Manager

David D. Lopez



Water Resource Management Refuse Collection Street Lights Fire / Emergency Services Weed Abatement

NOTICE AND AGENDA FOR THE RUBIDOUX COMMUNITY SERVICES DISTRICT SOLID WASTE MEETING 9:00 AM, March 21, 2018

1. Call to Order – Committee Members Muniz and Trowbridge
2. Acknowledgement of the General Public
3. Review **DRAFT** Cost Allocation for Solid Waste (Trash) Collection and Disposal as Submitted by Burrtec
4. Other
5. Adjournment



BURRTEC

WASTE INDUSTRIES, INC.

"We'll Take Care Of It"

March 14, 2018

Mr. David Lopez, General Manager
Rubidoux Community Services District
3590 Rubidoux Blvd.
Rubidoux, CA 92509

RE: Annual Rate Adjustment 2018

Dear Mr. Lopez:

Please accept this as Burrtec's formal request for the annual rate adjustment. Attached are the required rate review worksheets detailing the relevant consumer price index adjustments as well as the respective disposal and processing pass through costs. The Proposition 218 rate schedule from the 2014 public hearing process is also included for reference.

The October 2017 consumer price index (CPI) based on the All Urban Consumer Price Index for L.A., Riverside, and Orange, California is 3.1% and was incorporated into the calculations. Trash disposal and green waste processing cost components are based on current estimates and are included as such in the analysis. These figures will be updated as soon as they are finalized.

We continue to deliver the solid waste, mixed recyclables and green waste materials to the Agua Mansa Materials Recovery Facility and Transfer Station. The mixed recyclables are separated and sold to recycling processors for re-use and raw material stock while the green waste is processed for use as mulch and soil amendment. These programs are critical to the District's ongoing recycling and waste diversion programs.

The ongoing depressed recyclables commodity market and higher labor costs resulted in a recycling cost component charge rather than a credit. This recycling change is trending in virtually all jurisdictions and is expected to further increase in future years. The labor cost increases are directly related to State sick leave requirements, minimum wage laws and the Affordable Care Act.

Thank you for your consideration of the requested rate adjustment and please feel free to contact me with any questions.

Sincerely,

Richard Niño
Vice President

Cc: Bob Coon, Chief Financial Officer, Burrtec

Residential Rate Adjustment
July 1, 2018

	7/1/17 Current Components	7/1/18 Proposed Components	
	63 lbs/week/90 gal Refuse 42 lbs/week/60 gal Refuse 12 lbs/week/Recycling 28 lbs/week/Greenwaste	63 lbs/week/90 gal Refuse 42 lbs/week/60 gal Refuse 13 lbs/week/Recycling 31 lbs/week/Greenwaste	
	CPI	CPI	
Bin Size	Oct Index Service 2.2%	Oct Index Service 3.1%	Net to Burrtec
	\$43.63 per ton Landfill	\$45.21 per ton Landfill	Total Rate
	\$ 0.89 per ton Recycling	\$ 1.83 per ton Recycling	Admin Fee
	\$40.47 per ton Greenwaste	\$41.94 per ton Greenwaste	
90 gal can	15.44	15.92	\$25.21 \$24.96
60 gal can	15.31	15.78	\$23.01 \$22.76
Extra Barrels			
Refuse	2.04	2.10	\$8.27 \$8.27
Recycling	1.15	1.19	\$1.19 \$1.19
Greenwaste	2.29	2.36	\$5.18 \$5.18
			Increase to Burrtec
			\$1.08
			\$1.00
			\$0.27
			\$0.04
			\$0.43

Commercial Rate Adjustment
July 1, 2018

		7/1/17 Current Components						7/1/18 Proposed Components					
		CPI Oct Index 2.2%			CPI Oct Index 3.1%			CPI Oct Index 3.62%			CPI Oct Index 3.1%		
		1.96%			10.00%			10.00%			10.00%		
		Current Service	Landfill per ton	Franchise Fee	Total Rate	Net to Burtec	Current Service	Landfill per ton	Franchise Fee	Total Rate	Net to Burtec		
		9.67	4.17	1.54	\$15.38	\$13.84	9.97	4.32	1.59	\$15.88	\$14.29		
		12.99	6.26	2.14	\$21.39	\$19.25	13.39	6.48	2.21	\$22.08	\$19.87		
		14.21	9.38	2.62	\$26.21	\$23.59	14.65	9.72	2.71	\$27.08	\$24.37		
		56.49	22.01	8.72	\$87.22	\$78.50	58.24	22.81	9.01	\$90.06	\$81.05		
		87.65	44.02	14.63	\$146.30	\$131.67	90.37	45.62	15.11	\$151.10	\$135.99		
		118.78	66.03	20.53	\$205.34	\$184.81	122.46	68.43	21.21	\$212.10	\$190.89		
		149.96	88.04	26.44	\$264.44	\$238.00	154.61	91.24	27.32	\$273.17	\$245.85		
		181.07	110.05	32.35	\$323.47	\$291.12	186.68	114.05	33.41	\$334.14	\$300.73		
		212.21	132.06	38.25	\$382.52	\$344.27	218.79	136.86	39.52	\$395.17	\$355.65		
		70.14	33.02	11.46	\$114.62	\$103.16	72.31	34.21	11.84	\$118.36	\$106.52		
		120.97	66.04	20.78	\$207.79	\$187.01	124.72	68.42	21.46	\$214.60	\$193.14		
		164.05	99.06	29.23	\$292.34	\$263.11	169.14	102.63	30.20	\$301.97	\$271.77		
		207.12	132.08	37.69	\$376.89	\$339.20	213.54	136.84	38.93	\$389.31	\$350.38		
		250.18	165.10	46.14	\$461.42	\$415.28	257.94	171.05	47.67	\$476.66	\$428.99		
		293.23	198.12	54.59	\$545.94	\$491.35	302.32	205.26	56.40	\$563.98	\$507.58		
		83.50	44.03	14.17	\$141.70	\$127.53	86.09	45.62	14.63	\$146.34	\$131.71		
		141.43	88.06	25.50	\$254.99	\$229.49	145.81	91.24	26.34	\$263.39	\$237.05		
		199.35	132.09	36.83	\$368.27	\$331.44	205.53	136.86	38.04	\$380.43	\$342.39		
		257.30	176.12	48.16	\$481.58	\$433.42	265.28	182.48	49.75	\$497.51	\$447.76		
		315.22	220.15	59.49	\$594.86	\$535.37	324.99	228.10	61.45	\$614.54	\$553.09		
		373.16	264.18	70.82	\$708.16	\$637.34	384.73	273.72	73.16	\$731.61	\$658.45		

Burrtec Waste Industries, Inc.
 Rubidoux Community Service District
 Commercial Recycling Bin Rate Adjustment
 July 1, 2018

			7/1/16 Current Components										7/1/17 Current Components										7/1/18 Proposed Components									
Bin Size	Freq	CPI Oct Index 1.00%					10.00% Franchise Fee					CPI Oct Index 2.20%					10.00% Franchise Fee					CPI Oct Index 3.10%					Net to Burrtec					
		Current Service	Rate Shortfall	Per Ton Processing	Franchise Fee	Total Rate	Net to Burrtec	Current Service	Rate Shortfall	Per Ton Processing	Franchise Fee	Total Rate	Net to Burrtec	Current Service	Rate Shortfall	Per Ton Processing	Franchise Fee	Total Rate	Net to Burrtec	Current Service	Rate Shortfall	Per Ton Processing	Franchise Fee	Total Rate								
90 g Recy	1	13.90	(0.36)	1.43	1.66	\$16.63	\$14.97	14.21	0.36	0.53	1.68	\$16.78	\$15.10	14.65	0.34	1.67	\$16.66	\$14.99														
1.5	1	55.27	0.00	2.85	6.46	\$64.58	\$58.12	56.49	0.00	1.05	6.39	\$63.93	\$57.54	58.24	0.68	6.55	\$65.47	\$58.92														
1.5	2	85.76	(1.28)	5.71	10.02	\$100.20	\$90.18	87.65	1.29	2.10	10.12	\$101.16	\$91.04	90.37	1.36	10.19	\$101.92	\$91.73														
1.5	3	116.22	(2.90)	8.56	13.54	\$135.42	\$121.88	118.78	2.90	3.15	13.87	\$138.70	\$124.83	122.46	2.04	13.83	\$138.33	\$124.50														
1.5	4	146.73	(4.49)	11.42	17.07	\$170.73	\$153.66	149.96	4.49	4.20	17.63	\$176.28	\$158.65	154.61	2.72	17.48	\$174.81	\$157.33														
1.5	5	177.17	(6.09)	14.27	20.59	\$205.94	\$185.35	181.07	6.09	5.25	21.38	\$213.79	\$192.41	186.68	3.40	21.12	\$211.20	\$190.08														
1.5	6	207.64	(7.70)	17.13	24.12	\$241.19	\$217.07	212.21	7.70	6.29	25.13	\$251.33	\$226.20	218.79	4.08	24.76	\$247.63	\$222.87														
3	1	81.61	(1.62)	5.71	9.52	\$95.22	\$85.70	83.41	1.62	2.10	9.68	\$96.81	\$87.13	86.00	1.36	9.71	\$97.07	\$87.36														
3	2	127.54	(5.96)	11.42	14.78	\$147.78	\$133.00	130.35	5.10	4.20	15.52	\$155.17	\$139.65	134.39	2.72	15.33	\$153.30	\$137.97														
3	3	173.50	(10.31)	17.13	20.04	\$200.36	\$180.32	177.32	5.73	6.29	21.04	\$210.38	\$189.34	182.82	4.08	21.28	\$212.76	\$191.48														
3	4	219.47	(14.65)	22.84	25.30	\$252.96	\$227.66	224.30	6.36	8.39	26.56	\$265.61	\$239.05	231.25	5.44	27.22	\$272.20	\$244.98														
3	5	265.44	(19.00)	28.55	30.55	\$305.54	\$274.99	271.28	6.97	10.49	32.08	\$320.82	\$288.74	279.69	6.80	33.17	\$331.69	\$298.52														
3	6	311.41	(23.33)	34.26	35.82	\$358.16	\$322.34	318.26	7.62	12.59	37.61	\$376.08	\$338.47	328.13	8.16	39.11	\$391.11	\$352.00														

Burtec Waste Industries, Inc.
Rubidoux Community Service District

Food Waste Bin Rate
July 1, 2018

7/1/17 Current Components				7/1/18 Proposed Components								
Bin Size	Freq	2014 Recycling Service	CPI Oct Index 2.2%			CPI Oct Index 3.1%						
			Service	per ton Landfill	10.00% Franchise Fee	Total Rate	Net to Burtec	Service	per ton Landfill	10.00% Franchise Fee	Total Rate	Net to Burtec
65 g	1	13.57	25.65	29.24	6.10	\$60.99	\$54.89	26.45	30.74	6.35	\$63.54	\$57.19
	2		41.49	58.47	11.11	\$111.07	\$99.96	42.78	61.47	11.58	\$115.83	\$104.25
	3		54.18	87.71	15.77	\$157.66	\$141.89	55.86	92.21	16.45	\$164.52	\$148.07
	4		67.14	116.95	20.45	\$204.54	\$184.09	69.22	122.94	21.35	\$213.61	\$192.16
	5		86.15	146.19	25.82	\$258.16	\$232.34	88.82	153.68	26.94	\$269.44	\$242.50
	6		92.61	175.42	29.78	\$297.81	\$268.03	95.48	184.41	31.10	\$310.99	\$279.89
1.5	1	53.96	84.11	67.47	16.84	\$168.42	\$151.58	86.72	70.93	17.52	\$175.17	\$157.65
	2	83.74	127.59	134.94	29.17	\$291.70	\$262.53	131.55	141.86	30.38	\$303.79	\$273.41
	3	113.48	162.84	202.41	40.58	\$405.83	\$365.25	167.89	212.79	42.30	\$422.98	\$380.68
	4	143.27	197.02	269.88	51.88	\$518.78	\$466.90	203.13	283.71	54.09	\$540.93	\$486.84
	5	173.00	229.98	337.35	63.04	\$630.37	\$567.33	237.11	354.64	65.75	\$657.50	\$591.75
	6	202.74	263.21	404.82	74.23	\$742.26	\$668.03	271.37	425.57	77.44	\$774.38	\$696.94
2	1	83.74	97.16	89.96	20.79	\$207.91	\$187.12	100.17	94.57	21.64	\$216.38	\$194.74
	2	113.48	157.14	179.92	37.45	\$374.51	\$337.06	162.01	189.14	39.02	\$390.17	\$351.15
	3	143.27	205.17	269.88	52.78	\$527.83	\$475.05	211.53	283.71	55.03	\$550.27	\$495.24
	4	173.00	254.25	359.84	68.23	\$682.32	\$614.09	262.13	378.29	71.16	\$711.58	\$640.42
	5	202.74	326.29	449.80	86.23	\$862.32	\$776.09	336.40	472.86	89.92	\$899.18	\$809.26
	6	0.00	350.74	539.76	98.94	\$989.44	\$890.50	361.61	567.43	103.23	\$1,032.27	\$929.04

Burrtec Waste Industries, Inc.
 Rubidoux Community Service District

Rolloff Rate Adjustment
July 1, 2018

		7/1/17 Current Components				7/1/18 Proposed Components			
Size	Maximum Tonnage	CPI Oct Index 2.20% Service	1.96% \$43.63 Landfill	10.00% Franchise Fee	Total Rate	CPI Oct Index 3.10% Service	3.62% \$45.21 Landfill	10.00% Franchise Fee	Total Rate
<u>Permanent</u>									
40 Yard	6	264.12	261.78	58.43	\$584.33	272.31	271.26	60.40	\$603.97
20 Yard	8	285.60	349.04	70.52	\$705.16	294.45	361.68	72.90	\$729.03
10 Yard	8	285.60	349.04	70.52	\$705.16	294.45	361.68	72.90	\$729.03
40 Yard Compactor	8	306.85	349.04	72.88	\$728.77	316.36	361.68	75.34	\$753.38
<u>Temporary</u>									
40 Yard	6	285.37	261.78	60.79	\$607.94	294.22	271.26	62.83	\$628.31
20 Yard	8	328.11	349.04	75.24	\$752.39	338.28	361.68	77.77	\$777.73
10 Yard	8	328.11	349.04	75.24	\$752.39	338.28	361.68	77.77	\$777.73
<u>Recycling</u>									
10/20/40 Yard	6	195.10	Actual	21.68	\$216.78	201.15	Actual	22.35	\$223.50
<u>Disposal</u>									
Excess Refuse		0.00	43.63	4.85	\$48.48	0.00	45.21	5.02	\$50.23
Green Waste		0.00	40.47	4.50	\$44.97	0.00	41.94	4.66	\$46.60
Wood - Blonde		0.00	19.00	2.11	\$21.11	0.00	19.50	2.17	\$21.67
Wood - Mfg		0.00	39.78	4.42	\$44.20	0.00	43.50	4.83	\$48.33
Inert		0.00	26.15	2.91	\$29.06	0.00	27.59	3.07	\$30.66
C&D		0.00	55.30	6.14	\$61.44	0.00	56.41	6.27	\$62.68

Burrtec Waste Industries, Inc.
 Rubidoux Community Service District

Additional Services
July 1, 2018

Service	July 1, 2017 Current Rate	July 1, 2018 Proposed Rate
<u>Barrel</u>		
Residential Extra Pick-Up	\$14.33	\$14.77
Commercial Extra Pick-Up	\$24.07	\$24.82
<u>Roll Off</u>		
Rental Fee per day (7 day min.)	\$24.07	\$24.82
Relocation Fee	\$68.03	\$70.14
<u>Bin Services</u>		
Extra Pick-Up	\$38.81	\$40.01
<u>Temporary Bin</u>		
3 cubic yard - 7 days use	\$105.65	\$108.93
Dump and return	\$93.79	\$96.70
<u>Recycling Contamination</u>		\$40.00
<u>Green Waste Contamination - bins/barrels</u>		\$55.00
<u>Food Waste Contamination - bins/barrels</u>		\$55.00
<u>Other</u>		
Bus Stops (District)	\$25.57	\$26.36
Tilthopper	\$35.77	\$36.88
Steam Clean (compactor box)	\$146.15	\$150.68

10. RECEIVE AND FILE STATEMENT OF CASH ASSET
SCHEDULE REPORT ENDING APRIL 2018:
DM 2018-33

Rubidoux Community Services District

Board of Directors

Christopher Barajas
Armando Muniz
Bernard Murphy
F. Forest Trowbridge
Hank Trueba Jr.

Secretary-Manager

David D. Lopez



Water Resource Management Refuse Collection Street Lights Fire / Emergency Services Weed Abatement

DIRECTORS MEMORANDUM 2018-33

May 17, 2018

To: Rubidoux Community Services District
Board of Directors

Subject: Receive and File April's Statement of Cash Asset Schedule

BACKGROUND:

Attached for the Board of Directors' consideration is the April 2018 Statement of Cash Asset Schedule Report for all District Fund Accounts. Our YTD interest is \$201,534.00 for District controlled accounts. With respect to District "Funds in Trust", we show \$5,947.00 which has been earned and posted. The District has a combined YTD interest earned total of \$207,481.53 as of April 30, 2018.

With respect to the District's Operating Funds (Excluding Restricted Funds and Operating Reserves), we show a balance of \$5,550,654.00 ending April 30, 2018. That's **\$579,581.00 MORE** than July 1, 2017, beginning balance of \$4,971,073.00.

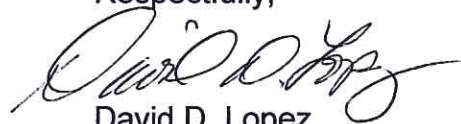
Further, the District's Field/Admin Fund current fund balance is just over \$356,400.00.

Submitted for the Board of Directors consideration is the ***April 2018, Statement of Cash Asset Schedule Report*** for your review and acceptance this afternoon.

RECOMMENDATION:

Staff recommends to **"Receive and File"** the April 2018 Statement of Cash Asset Schedule Report to the Rubidoux Community Services District Board of Directors.

Respectfully,



David D. Lopez
Secretary-Manager

Attachment: April 2018, Cash Asset Schedule Report

RUBIDOUX COMMUNITY SERVICES DISTRICT

INVESTMENT SUMMARY - APRIL 30 2018

CASH BASIS

	Beg. Balance 7/1/2017	YTD Int.	Other Activity YTD	Balance 4/30/2018	YTD Avg. Int. Rate
Fire Mitigation	\$1,311,432.37	\$15,217.17	\$35,969.00	\$1,362,618.54	1.12%
Wastewater CIP	3,007,240.02	21,975.66	146,269.50	3,175,485.18	0.69%
Water CIP	2,559,371.08	12,950.47	136,000.00	2,708,321.55	0.48%
Operating	4,971,073.06	61,768.70	517,812.71	5,550,654.47	1.11%
Water Operating Reserve	3,655,453.18	37,422.55	353,879.34	4,046,755.07	0.92%
Water Replacement Reserve	606,259.92	6,665.71	(241,684.96)	371,240.67	1.80%
COP Reserve	2,475,937.57	30,515.33	283,572.43	2,790,025.33	1.09%
Wastewater Operating Reserve	2,034,280.79	11,248.94	(1,322,733.65)	722,796.08	1.56%
Field/admin Fund	275,100.32	3,769.73	77,569.00	356,439.05	1.06%
Funds in Trust	737,309.67	5,947.27	-	743,256.94	0.80%
Total Investments	\$21,633,457.98	\$207,481.53	(\$13,346.63)	\$21,827,592.88	0.95%

RUBIDOUX COMMUNITY SERVICES DISTRICT
CASH ASSET SCHEDULE
INVESTMENT ACTIVITY
 FOR PERIOD APRIL 1, 2018 THRU APRIL 30, 2018
 CASH BASIS
FIRE MITIGATION

<u>DATE</u>	<u>INSTITUTION</u>	<u>INSTRUMENT</u>	<u>MATURITY</u>	<u>STATUS</u>	<u>PURCHASE / REDEEM</u>	<u>INT. RATE</u>	<u>INTEREST</u>	<u>PAR/ BALANCE</u>	<u>TOTAL</u>
4/1/2018	Premier Bank	CD		Beg. Bal.				170,000.20	
	Premier Bank			Interest	564.49	1.00	-	170,000.20	
	Premier Bank			Redeem	170,000.20			340,000.40	
4/30/2018	Premier Bank	CD	10/3/2019	Purchase	(170,000.20)			170,000.20	
4/1/2018	Premier Bank	Checking		Beg. Bal.				8,835.50	
	Premier Bank	Fire Mitig		Activity	-	0.00	-	8,835.50	
4/30/2018	Premier Bank			End Bal.	-			8,835.50	
4/1/2018	LAIF	Fire Mitigation		Beg. Bal.				1,165,130.67	
	LAIF			Interest		1.52	4,297.09	1,169,427.76	
4/30/2018	LAIF			Activity	-			1,169,427.76	
4/1/2018	Premier Bank	Safekeeping		Beg. Bal.				13,790.59	
	Premier Bank			Activity	-	0.00	564.49	564.49	
4/30/2018	Premier Bank			End Bal.				14,355.08	1,362,618.54

RUBIDOUX COMMUNITY SERVICES DISTRICT
CASH ASSET SCHEDULE
INVESTMENT ACTIVITY
FOR PERIOD APRIL 1, 2018 THRU APRIL 30, 2018
CASH BASIS
WASTEWATER CIP FUNDS

<u>DATE</u>	<u>INSTITUTION</u>	<u>INSTRUMENT</u>	<u>MATURITY</u>	<u>STATUS</u>	<u>PURCHASE / REDEEM</u>	<u>INT. RATE</u>	<u>INTEREST</u>	<u>PAR/ BALANCE</u>	<u>TOTAL</u>
4/1/2018	LAIF	Sewer Mainline		Beg. Bal.				1,829,070.61	
4/30/2018	LAIF			Interest		1.52	6,745.75	1,835,816.36	
	LAIF			Activity	-			1,835,816.36	
4/1/2018	LAIF	Sewer WWR		Beg. Bal.				69,746.43	
4/30/2018	LAIF			Interest		1.52	224.02	69,970.45	
	LAIF			Activity	-			69,970.45	
4/1/2018	CBB-CDARS	CD		Beg. Bal.				600,000.00	
	CBB-CDARS			Interest	24.66	0.05	-	600,000.00	
	CBB-CDARS			Redeem	-			600,000.00	
4/30/2018	CBB-CDARS	CD	5/24/2018	Purchase	-			600,000.00	
4/1/2018	CBB-CDARS	CD		Beg. Bal.				600,000.00	
	CBB-CDARS			Interest	24.66	0.05	-	600,000.00	
	CBB-CDARS			Redeem	-			600,000.00	
4/30/2018	CBB-CDARS	CD	5/31/2018	Purchase	-			600,000.00	
4/1/2018	CBB	Safekeeping		Beg. Bal.				69,649.05	
4/30/2018	CBB			Activity	-	0.10	49.32	-	
	CBB			End Bal.				69,698.37	3,175,485.18

RUBIDOUX COMMUNITY SERVICES DISTRICT
CASH ASSET SCHEDULE
INVESTMENT ACTIVITY
FOR PERIOD APRIL 1, 2018 THRU APRIL 30, 2018
CASH BASIS
WATER CIP FUNDS

<u>DATE</u>	<u>INSTITUTION</u>	<u>INSTRUMENT</u>	<u>MATURITY</u>	<u>STATUS</u>	<u>PURCHASE / REDEEM</u>	<u>INTEREST RATE</u>	<u>INTEREST</u>	<u>PAR/ BALANCE</u>	<u>TOTAL</u>
4/1/2018	LAIF	Water Mainline		Beg. Bal.				708,959.76	
	LAIF			Interest		1.52	2,614.70	711,574.46	
4/30/2018	LAIF			Activity	-			711,574.46	
4/1/2018	Premier Bank	CD		Beg. Bal.				575,000.00	
	Premier Bank			Activity	1,909.30	1.00	-	575,000.00	
	Premier Bank			Redeem	575,000.00			1,150,000.00	
4/30/2018	Premier Bank		10/3/2019	Purchase	(575,000.00)			575,000.00	
4/1/2018	Citizens Bus	CD		Beg. Bal.				225,000.00	
	Citizens Bus			Activity	-	0.25	-	225,000.00	
	Citizens Bus			Redeem	-	n/a		225,000.00	
4/30/2018	Citizens Bus		5/9/2018	Purchase	-			225,000.00	
4/1/2018	CBB-CDARS	CD		Beg. Bal.				500,000.00	
	CBB-CDARS			Activity	62.34	0.05	-	500,000.00	
	CBB-CDARS			Redeem	500,000.00	n/a		1,000,000.00	
4/30/2018	CBB-CDARS		7/26/2018	Purchase	(500,000.00)			500,000.00	
4/1/2018	CBB-CDARS	CD		Beg. Bal.				630,000.00	
	CBB-CDARS			Activity	78.55	0.05	-	630,000.00	
	CBB-CDARS			Redeem	630,000.00	n/a		1,260,000.00	
4/30/2018	CBB-CDARS		7/26/2018	Purchase	(630,000.00)			630,000.00	

RUBIDOUX COMMUNITY SERVICES DISTRICT
CASH ASSET SCHEDULE
INVESTMENT ACTIVITY
 FOR PERIOD APRIL 1, 2018 THRU APRIL 30, 2018
 CASH BASIS

4/1/2018	Premier Bank	Safekeeping	Beg. Bal.		46,741.03
	Premier Bank		Activity		48,650.33
4/30/2018	Premier Bank		End Bal.	1.00	1,909.30
					48,650.33
4/1/2018	CBB	Safekeeping	Beg. Bal.		17,955.87
	CBB		Activity		
4/30/2018	CBB		End Bal.	0.10	140.89
					18,096.76
					2,708,321.55

RUBIDOUX COMMUNITY SERVICES DISTRICT
CASH ASSET SCHEDULE
INVESTMENT ACTIVITY
 FOR PERIOD APRIL 1, 2018 THRU APRIL 30, 2018
 CASH BASIS
OPERATING FUNDS

<u>DATE</u>	<u>INSTITUTION</u>	<u>INSTRUMENT</u>	<u>MATURITY</u>	<u>STATUS</u>	<u>DEPOSIT/ WITHDRAW</u>	<u>INTEREST RATE</u>	<u>INTEREST</u>	<u>PAR/ BALANCE</u>	<u>TOTAL</u>
4/1/2018	Premier Bank	Checking-Gen.		Beg. Bal.				100,247.05	
4/30/2018	Premier Bank			Deposits	1,925,575.90	0.00	-	2,025,822.95	
	Premier Bank			Disbursements	(1,868,849.34)			156,973.61	
4/1/2018	Premier Bank	Checking		Beg. Bal.				14,563.01	
4/30/2018	Premier Bank	Property Tax		Deposits	196,097.43	0.00	-	210,660.44	
	Premier Bank			Disbursements	(6,000.00)			204,660.44	
4/1/2018	Premier Bank	Checking-Sewer		Beg. Bal.				9,287.09	
4/30/2018	Premier Bank			Deposits	249,536.43	0.00	-	258,823.52	
	Premier Bank			Disbursements	(254,626.29)			4,197.23	
4/1/2018	Premier Bank	Checking-Water		Beg. Bal.				740,718.31	
4/30/2018	Premier Bank			Deposits	933,130.00	0.00	-	1,673,848.31	
	Premier Bank			Disbursements	(1,065,832.23)			608,016.08	

RUBIDOUX COMMUNITY SERVICES DISTRICT
CASH ASSET SCHEDULE
INVESTMENT ACTIVITY
FOR PERIOD APRIL 1, 2018 THRU APRIL 30, 2018
CASH BASIS
OPERATING FUNDS

<u>DATE</u>	<u>INSTITUTION</u>	<u>INSTRUMENT</u>	<u>MATURITY</u>	<u>STATUS</u>	<u>DEPOSIT/ WITHDRAW</u>	<u>INTEREST RATE</u>	<u>INTEREST</u>	<u>PAR/ BALANCE</u>	<u>TOTAL</u>
4/1/2018	Premier Bank	CD		Beg. Bal.				255,000.00	
	Premier Bank			Activity	-	1.00	-	255,000.00	
	Premier Bank			Redeem	-			255,000.00	
4/30/2018	Premier Bank	CD	7/3/2018	Purchase	-			255,000.00	
4/1/2018	Premier Bank	Operations		Beg. Bal.				19,399.62	
	Premier Bank	Safekeeping		Deposits	-	0.00	-	19,399.62	
4/30/2018	Premier Bank			Disbursements				19,399.62	
4/1/2018	LAIF	Gen. Fund-Prop Tax		Beg. Bal.				3,098,412.20	
	LAIF	Qtrly. Interest		Deposits	-	1.52	11,427.16	3,109,839.36	
4/30/2018	LAIF			Disbursements	(860,000.00)			2,249,839.36	
4/1/2018	LAIF	Water Op.		Beg. Bal.				1,314,013.60	
	LAIF	Qtrly. Interest		Deposits	163,013.45	1.52	4,875.29	1,481,902.34	
4/30/2018	LAIF			Disbursements	-			1,481,902.34	
4/1/2018	LAIF	Sewer Op.		Beg. Bal.				855,510.60	
	LAIF	Qtrly. Interest		Deposits	-	1.52	3,155.19	858,665.79	
4/30/2018	LAIF			Disbursements	(288,000.00)			570,665.79	5,550,654.47

RUBIDOUX COMMUNITY SERVICES DISTRICT
CASH ASSET SCHEDULE
INVESTMENT ACTIVITY
FOR PERIOD APRIL 1, 2018 THRU APRIL 30, 2018
CASH BASIS
RESERVED FUNDS

<u>DATE</u>	<u>INSTITUTION</u>	<u>INSTRUMENT</u>	<u>MATURITY</u>	<u>STATUS</u>	<u>DEPOSIT/ WITHDRAW</u>	<u>INTEREST RATE</u>	<u>INTEREST</u>	<u>PAR/ BALANCE</u>	<u>TOTAL</u>
4/1/2018	LAIF	Water Op. Reserve		Beg. Bal				4,031,885.18	
4/30/2018	LAIF	Qtrly. Interest		Deposits	-	1.52	14,869.89	4,046,755.07	
	LAIF			Disbursements	-			4,046,755.07	
4/1/2018	LAIF	W.R.		Beg. Bal				364,709.05	
4/30/2018	LAIF	Qtrly. Interest		Deposits	21,900.00	1.52	1,345.07	387,954.12	
	LAIF			Disbursements	(16,713.45)			371,240.67	
4/1/2018	LAIF	COP-Payback		Beg. Bal				2,627,534.79	
4/30/2018	LAIF	Qtrly. Interest		Deposits	152,800.00	1.52	9,690.54	2,790,025.33	
	LAIF			Disbursements	-			2,790,025.33	
4/1/2018	LAIF	Field/Admin Bldg.		Beg. Bal				355,158.31	
4/30/2018	LAIF	Qtrly Interest		Deposits	-	1.52	1,280.74	356,439.05	
	LAIF			Disbursements	-			356,439.05	
4/1/2018	LAIF	Wastewater Reserve		Beg. Bal				720,107.06	
4/30/2018	LAIF	Qtrly. Interest		Deposits	-	1.52	2,689.02	722,796.08	
	LAIF			Disbursements	-			722,796.08	8,287,256.20

RUBIDOUX COMMUNITY SERVICES DISTRICT
CASH ASSET SCHEDULE
INVESTMENT ACTIVITY
FOR PERIOD APRIL 1, 2018 THRU APRIL 30, 2018
CASH BASIS
FUNDS IN TRUST

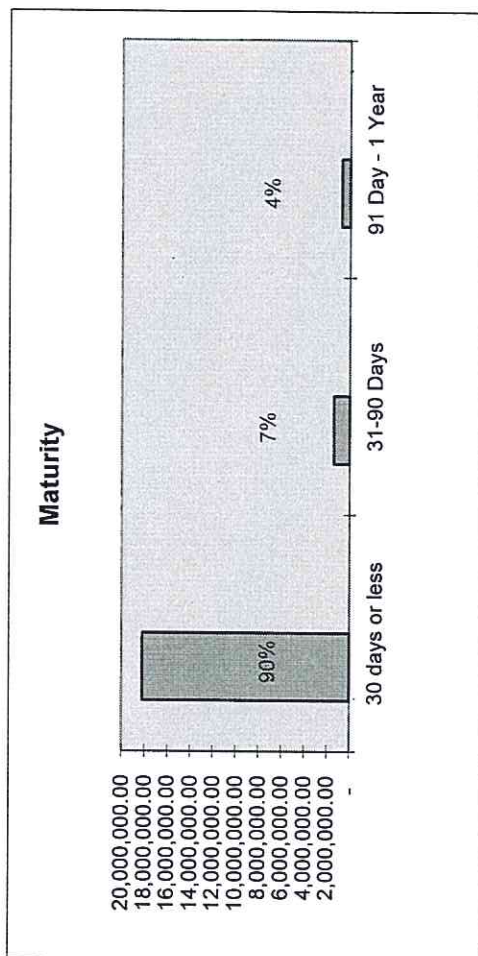
<u>DATE</u>	<u>INSTITUTION</u>	<u>INSTRUMENT</u>	<u>MATURITY</u>	<u>STATUS</u>	<u>PURCHASE / REDEEM</u>	<u>INTEREST RATE</u>	<u>INTEREST</u>	<u>PAR/ BALANCE</u>	<u>TOTAL</u>
3/1/2018	U.S. Bank	COP's Refunding-Series 1998 Install Sale		-	-	0.17	15.75	740,712.39	
3/31/2018		Reserve-LAIF		728,469.25		0.78		740,728.14	
								740,728.14	
4/1/2018	Premier Bank	Fiscal Agent-SRL MN Plant		Beg. Bal		0.20	0.00	2,528.80	
4/30/2018				Deposits	-			2,528.80	
				Disbursements	-			2,528.80	743,256.94
TOTAL CASH FUNDS									21,827,592.88

RCSD PORTFOLIO HOLDINGS REPORT
APRIL 30, 2018

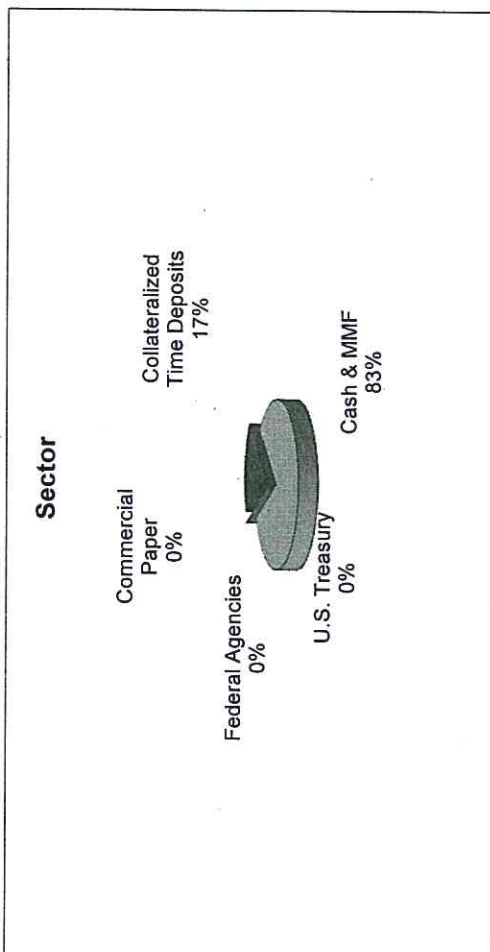
<u>Par \$</u>	<u>Issuer</u>	<u>Maturity</u>	<u>Acquisition Cost</u>	<u>Current Market</u>	<u>Gain/Loss</u>	<u>Yld Mat</u>
AGENCY						
<hr/>						
	Subtotals		-	-	-	
U.S. TREASURIES						
COMMERCIAL PAPER						
<hr/>						
COLLATERALIZED TIME DEPOSITS						
	Subtotals		-	-	-	
170,000.00	Premier	10/3/2019	170,000.20	170,000.20		0.60
500,000.00	Citizens CDARS	7/26/2018	500,000.00	500,000.00		0.05
630,000.00	Citizens CDARS	7/26/2018	630,000.00	630,000.00		0.05
575,000.00	Premier	10/3/2019	575,000.00	575,000.00		0.60
255,000.00	Premier	7/3/2018	255,000.00	255,000.00		0.60
600,000.00	Citizens CDARS	5/24/2018	600,000.00	600,000.00		0.05
600,000.00	Citizens CDARS	5/31/2018	600,000.00	600,000.00		0.05
225,000.00	Citizens Business Bank	5/9/2018	225,000.00	225,000.00		0.25
	Subtotals		3,555,000.20	3,555,000.20	-	
CASH EQUIVALENT & MONEY MARKET						
16,376,453.00	LAIF	-	16,376,453.00	16,376,453.00	-	0.88
213,495.94	CHECK-PPBI-Fire- Prop tax		213,495.94	213,495.94	-	-
170,200.16	SAFEKEEPING		170,200.16	170,200.16	-	-
	Subtotals		16,760,149.10	16,760,149.10	-	
	GRAND TOTALS		20,315,149.30	20,315,149.30	-	

RCSD Investment Portfolio
April 30, 2018

<u>Maturity</u>	<u>Assets</u>
30 days or less	18,185,149.10
31-90 Days	1,385,000.00
91 Day - 1 Year	745,000.20
Total	20,315,149.30



<u>Sector</u>	
Cash & MMF	16,760,149.10
U.S. Treasury	-
Federal Agencies	-
Commercial Paper	-
Collateralized Time Deposits	3,555,000.20
Total	20,315,149.30



11. CONSIDERATION TO CALL AND SET PUBLIC HEARING FOR
POTABLE WATER RATE ADJUSTMENT FOR JUNE 21, 2018
REGULAR BOARD MEETING:
DM 2018-34

Rubidoux Community Services District

Board of Directors

Christopher Barajas
Armando Muniz
Bernard Murphy
F. Forest Trowbridge
Hank Trueba Jr.

Secretary-Manager

David D. Lopez



Water Resource Management Refuse Collection Street Lights Fire / Emergency Services Weed Abatement

DIRECTORS MEMORANDUM 2018-34

May 17, 2018

To: Rubidoux Community Services District
Board of Directors

Subject: Review Expenses and Revenues Year-to-Date for Water Fund Operations Projected for FY 2017/2018 and Budget for FY 2018/2019

BACKGROUND:

On May 3 and 17, 2018, Rubidoux Community Services District Budget Committee conducted Budget Review Workshops for proposed 2018/2019 water operational and capital improvement budgets. With respect to the water budget in current FY 2017/2018, the District's actual revenue thru nine (9) months then project out to twelve months (12) we expect to match or exceed budget revenues identified for FY 2017/2018. Much of the increase water sales has a correlation with the State water Resources Control Board resending the Drought Order for the State.

On the expense side projected for FY 2018/2019 the District will see increased operational costs for water production. This calendar year the State listed constituent 1,2, 3, TCP Maximum Concentration Level (MCL) at 5 parts per trillion. The abatement for 1,2,3 TCP is Granular Activated Carbon (GAC) treatment process. Troyer Well is presently being retrofitted for GAC treatment. The Anita Smith Water Treatment plant is currently under design for GAC (4.0 Million Gallon-A-Day). When complete, three (3) of the District's six (6) wells will be designed to have the GAC treatment process.

Budget projections for FY 2018/2019 have improved. Last year for FY 2017/2018 and budgeted this year for FY 2018/2019 a 6.5% water increase for water operation increasing costs was approved with the passage of the two year Budget. Based upon an average household consumption of 19 units for year FY 2017/2018, the proposed adjustment would calculate to \$2.61 month increase or about 0.09 cents per day.

PRESENTATION BY STAFF

As the Board is well aware, Prop. 218 requires public agencies to mail notices to all customers and property owners for all proposed water, sewer and/or trash charges. Requirements state a 45 day public comment period must be maintained prior to scheduling a public hearing and concluding with a protest voting public hearing. AB 3030 attempts to simplify property related fees or charges by allowing implementation of multi-year rate schedules for water, sewer and trash rates. AB 3030 was created for those public agencies that have very little to no control with pass-thru charges over wholesale water agencies, like the Metropolitan Water District of Southern CA, which is not subject to Prop. 218. AB 3030 attempts to correct this disadvantage wholesalers have upon retail agencies by establishing a maximum fee schedule for up to five years. Any adjustment in subsequent years cannot exceed the pricing schedule established within the five year projections. Further, adoption of ordinance adjusting rates require a 15 day notice period before adoption. Thus, public agencies can react and capture sudden uncontrollable pass-thru charges (additional treatment processes like GAC) effectively.

AB 3030 does not circumvent the public's right to know and participate or to protest annual adjustments. On the contrary, ordinances require a 15 day notice period concluding with a public hearing prior to adoption of any annual increase to water rates.

Finally, adoption of AB 3030 does not over step the Board's review or authority over annual rate review. Any increases to water rates must be reviewed by the

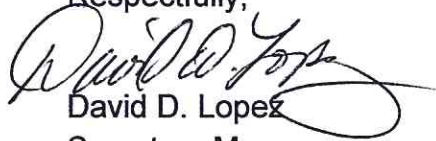
Board of Directors. The Board, in turn, must provide the general public the opportunity to review, input or protest before adoption consideration.

RECOMMENDATION:

In compliance with AB 3030 (15 day Notice of Adoption), Staff request authorization to:

1. Draft Ordinance for Potable water rates at 6.5 %, an additional increase of \$2.61 for 19 units of water,
2. Call and Set Public Hearing at the June 21, 2018, regular meeting of the Rubidoux Community Services District,
3. Notice Water Rate increases and Public Hearing date in locally adjudicated newspaper (Press Enterprise).

Respectfully,

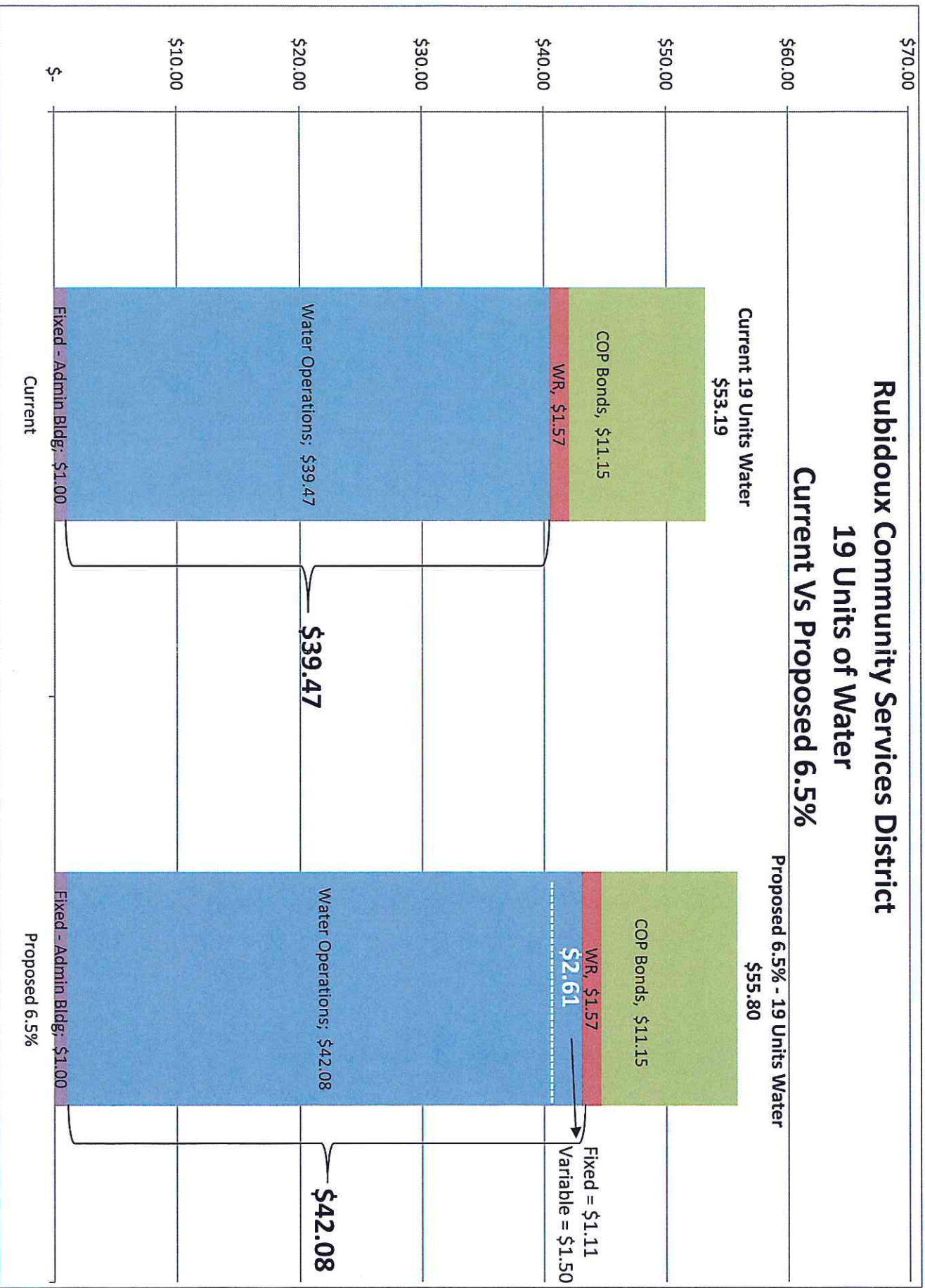


David D. Lopez
Secretary-Manager

Attachments: Revenue Exhibits

Rubidoux Community Services District 19 Units of Water

Current Vs Proposed 6.5%



12. CONSIDERATION TO ADOPT RESOLUTION NO. 2018-840, A
RESOLUTION THAT CANCELS JANUARY AND JULY FIRST BOARD
MEETING DATES OF THE RUBIDOUX COMMUNITY SERVICES
DISTRICT: **DM-2018-35**

Rubidoux Community Services District

Board of Directors

Christopher Barajas
Armando Muniz
Bernard Murphy
F. Forest Trowbridge
Hank Trueba Jr.

Secretary-Manager

David D. Lopez



Water Resource Management

Refuse Collection

Street Lights

Fire / Emergency Services

Weed Abatement

DIRECTORS MEMORANDUM 2018-35

May 17, 2018

To: Rubidoux Community Services District
Board of Directors

Subject: Adoption of Resolution No. 2018-840, a Resolution Cancelling the First Board Meetings that Conflict with the National Holidays of January 1st (New Year's) and July 4th (Independence Day)

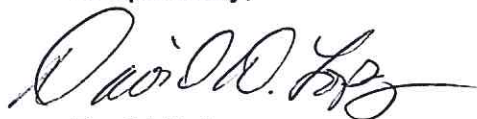
BACKGROUND:

At the May 3, 2018, meeting of the Rubidoux Community Services District the Board of Directors affirmatively acted and authorized Staff to prepare Resolution No. 2018-840, a resolution that cancels the first Thursday of the month's regular Board meetings scheduled in the months of January and July. As a matter of practice, the Rubidoux Community Services District has canceled the first meeting in the months of January and July for over 25 years. The adoption of attached resolution allows for improved planning of all District business activities; scheduling and preparing of salaries, expenses and transfers. ***Should the need arise for an emergency or special meeting during these periods or any time during the calendar year, the Brown Act provides for such Calling Special or Emergency Meetings.***

RECOMMENDATION:

As authorized by Board action at your May 3, 2018, meeting, Resolution No. 2018-840 is presented to the Board of Directors for your consideration this afternoon.

Respectfully,

A handwritten signature in black ink, appearing to read "David D. Lopez", with a stylized flourish at the end.

David D. Lopez
Secretary-Manager

Attachment: Resolution No. 2018-840

RESOLUTION No. 2018-840

A RESOLUTION OF THE BOARD OF DIRECTORS THAT CANCELS CERTAIN REGULAR MEETINGS OF THE RUBIDOUX COMMUNITY SERVICES DISTRICT

WHEREAS, On November 24, 1952, the Rubidoux Community Services District was duly organized pursuant to California Government Code Section 61,000 et. seq. as the State of California's first Community Service District; and,

WHEREAS, the governance (Board of Directors) has from time to time amended regular Board meeting days and times; and,

WHEREAS, the Rubidoux Community Services District meeting on the first and third Thursdays of each month at 4:00 PM; and,

WHEREAS, the first Thursday Board meeting of the months of January and July typically conflicts with the January 1 and July 4, National Holidays; and,

WHEREAS, the above holidays conflict make Agendizing, posting of Agendas, preparation of salaries, expenses and transfers, and Board quorum challenging; and,

WHEREAS, at May 3, 2018, regular Board meeting the Board Members authorized Staff to prepare a resolution that cancels the first January and July Board meetings; and,

NOW, THEREFORE, the Board of Directors of the Rubidoux Community Services District **Does Hereby Resolve, Determine and Order as Follows;**

1. Cancellation of the first Thursday of the months regular Board Meetings scheduled in the months of January and July to avoid the January 1 and July 4th National Holiday conflicts; and,
2. The adoption of Resolution No. 2018-840 shall be in effect on this day May 17, 2018; and,
3. Resolution No. 2018-840 maybe rescinded in its entirety or as portion by resolution as determined by the Board of Directors.

BE IT FURTHER RESOLVED this resolution was approved and adopted on this day 17th, of May, 2018, at the regular meeting of the Board of Directors of the Rubidoux Community Services District by the following vote:

AYES:

NOES:

ABSENT:

ABSTENTIONS:

Bernard Murphy, President

(SEAL)

ATTEST:

David D. Lopez, Secretary to the Board

APPROVED AS TO FORM AND CONTENT:

John R. Harper, District Counsel

13. DIRECTORS COMMENTS – NON-ACTION

14. ADJOURNMENT