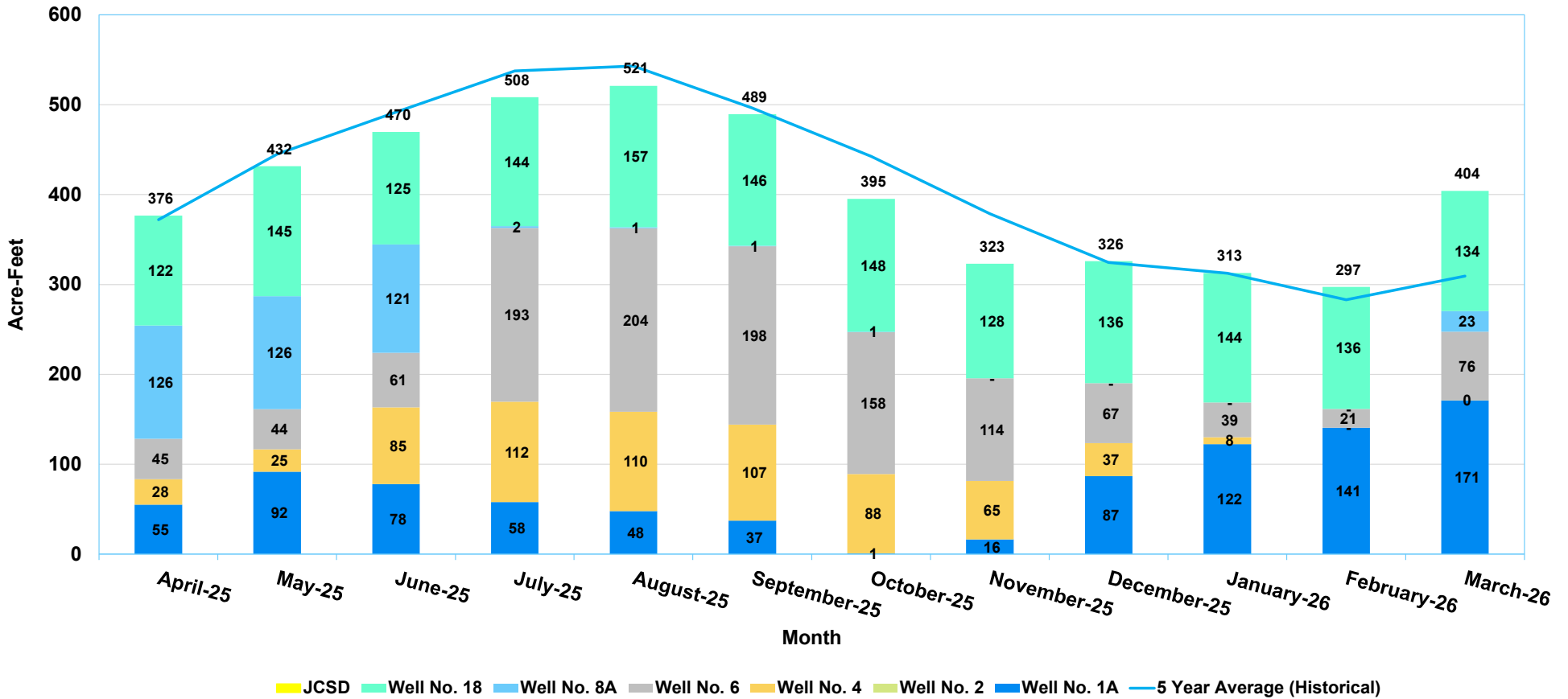
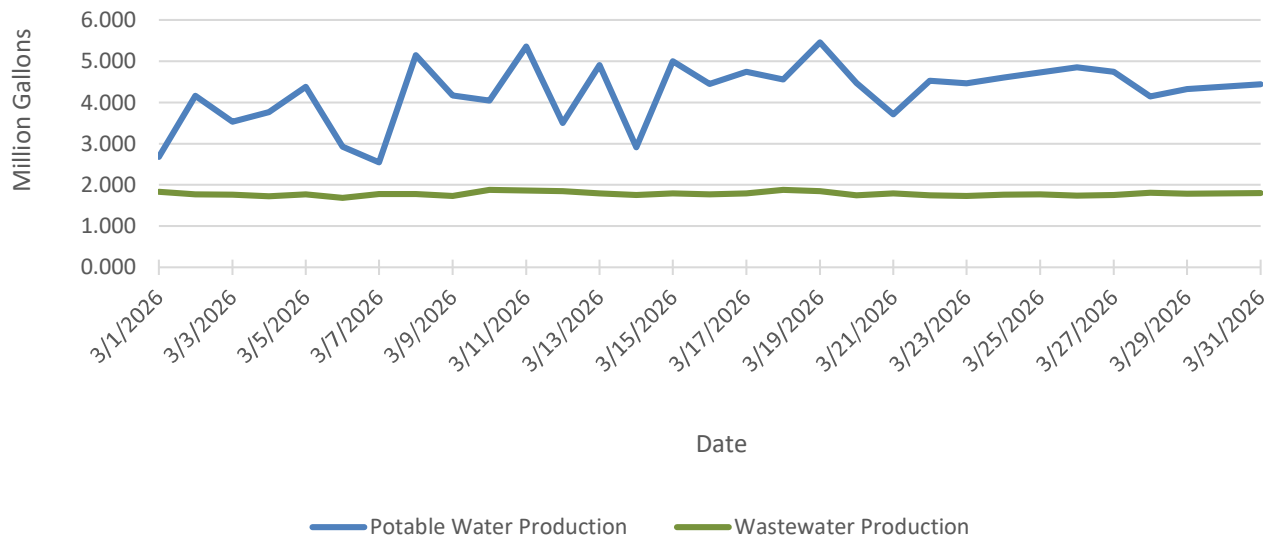


# POTABLE WATER PRODUCTION REPORT (ACRE-FEET)

## 2026 Calendar Year



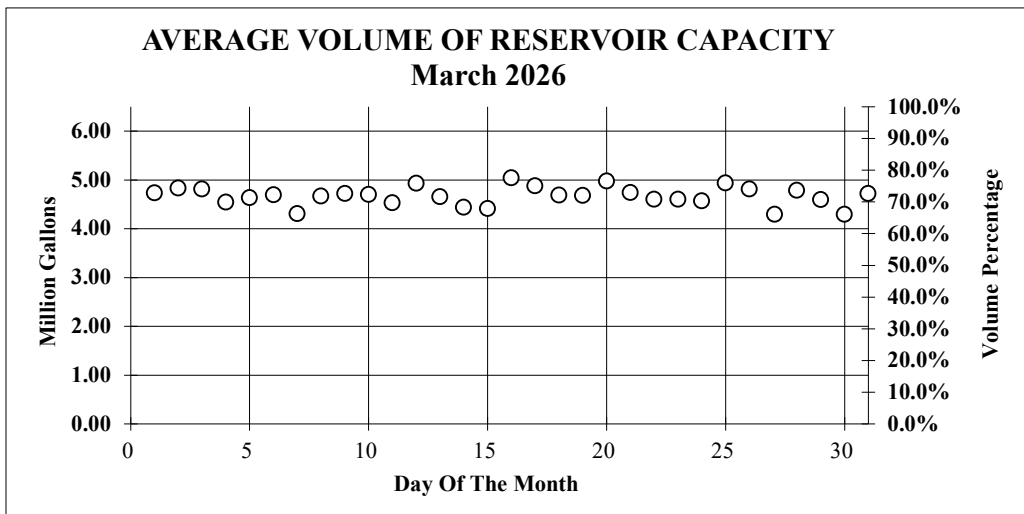
### Potable Water & Wastewater Comparison March 2026



# RUBIDOUX COMMUNITY SERVICES DISTRICT

## Reservoir Capacity Report

| CAPACITY  | ATKINSON SYSTEM |           | HUNTER SYSTEM |           | WATER AVAILABLE (Gallons)* | PERCENTAGE OF TOTAL CAPACITY |
|-----------|-----------------|-----------|---------------|-----------|----------------------------|------------------------------|
|           | 2,000,000       | 3,000,000 | 425,000       | 1,000,000 |                            |                              |
| DATE      | ATKINSON        | WATSON    | HUNTER 1      | PERRONE   |                            |                              |
| 3/1/2026  | 74.2            | 69.8      | 80.7          | 81.2      | 4,732,975                  | 73.7%                        |
| 3/2/2026  | 77.3            | 72.7      | 78.3          | 76.8      | 4,827,775                  | 75.1%                        |
| 3/3/2026  | 78.2            | 71.7      | 78.9          | 76.1      | 4,811,325                  | 74.9%                        |
| 3/4/2026  | 69.9            | 65.4      | 82.8          | 83.3      | 4,544,900                  | 70.7%                        |
| 3/5/2026  | 71.8            | 67.3      | 82.8          | 82.8      | 4,634,900                  | 72.1%                        |
| 3/6/2026  | 73.2            | 68.7      | 82.2          | 82.1      | 4,695,350                  | 73.1%                        |
| 3/7/2026  | 67.8            | 58.8      | 83.4          | 82.9      | 4,303,450                  | 67.0%                        |
| 3/8/2026  | 71.4            | 70.3      | 78.8          | 79.6      | 4,667,900                  | 72.7%                        |
| 3/9/2026  | 72.8            | 69.3      | 83.1          | 83.3      | 4,721,175                  | 73.5%                        |
| 3/10/2026 | 75.3            | 69.5      | 79.2          | 76.9      | 4,696,600                  | 73.1%                        |
| 3/11/2026 | 70.0            | 68.2      | 78.1          | 75.2      | 4,529,925                  | 70.5%                        |
| 3/12/2026 | 78.3            | 71.8      | 84.2          | 84.9      | 4,926,850                  | 76.7%                        |
| 3/13/2026 | 69.3            | 69.5      | 82.5          | 83.1      | 4,652,625                  | 72.4%                        |
| 3/14/2026 | 70.5            | 64.0      | 77.6          | 77.4      | 4,433,800                  | 69.0%                        |
| 3/15/2026 | 69.8            | 61.8      | 80.3          | 82.1      | 4,412,275                  | 68.7%                        |
| 3/16/2026 | 82.1            | 77.2      | 78.1          | 74.9      | 5,038,925                  | 78.4%                        |
| 3/17/2026 | 78.8            | 71.9      | 79.0          | 81.0      | 4,878,750                  | 75.9%                        |
| 3/18/2026 | 76.1            | 69.8      | 76.7          | 74.4      | 4,685,975                  | 72.9%                        |
| 3/19/2026 | 74.6            | 67.2      | 80.2          | 83.4      | 4,682,850                  | 72.9%                        |
| 3/20/2026 | 80.9            | 73.3      | 80.4          | 81.9      | 4,977,700                  | 77.5%                        |
| 3/21/2026 | 77.5            | 69.8      | 77.0          | 77.0      | 4,741,250                  | 73.8%                        |
| 3/22/2026 | 71.6            | 67.2      | 80.1          | 81.0      | 4,598,425                  | 71.6%                        |
| 3/23/2026 | 74.7            | 65.0      | 80.2          | 81.6      | 4,600,850                  | 71.6%                        |
| 3/24/2026 | 72.4            | 65.2      | 80.9          | 81.9      | 4,566,825                  | 71.1%                        |
| 3/25/2026 | 78.3            | 76.2      | 77.0          | 75.4      | 4,933,250                  | 76.8%                        |
| 3/26/2026 | 78.9            | 71.7      | 77.8          | 75.2      | 4,811,650                  | 74.9%                        |
| 3/27/2026 | 66.9            | 59.4      | 80.8          | 82.6      | 4,289,400                  | 66.8%                        |
| 3/28/2026 | 77.4            | 71.4      | 76.8          | 76.8      | 4,784,400                  | 74.5%                        |
| 3/29/2026 | 74.1            | 65.6      | 79.1          | 80.5      | 4,591,175                  | 71.5%                        |
| 3/30/2026 | 67.1            | 60.4      | 79.7          | 80.3      | 4,295,725                  | 66.9%                        |
| 3/31/2026 | 73.6            | 71.6      | 79.6          | 76.1      | 4,719,300                  | 73.5%                        |



\* The total capacity of all District reservoirs is 6,425,000 gallons.