

# Rubidoux Community Services District

## Board of Directors

Christopher Barajas  
Armando Muniz  
Bernard Murphy  
F. Forest Trowbridge  
Hank Trueba Jr.



## Secretary-Manager

David D. Lopez

---

Water Resource Management    Refuse Collection    Street Lights    Fire / Emergency Services    Weed Abatement

## NOTICE AND AGENDA FOR THE RUBIDOUX COMMUNITY SERVICES DISTRICT BOARD MEETING 4:00 PM, May 18, 2017

1. Call to Order - Armando Muniz, President
2. Pledge of Allegiance
3. Roll Call
4. Approval of Minutes for April 27, 2017, Special Board Meeting and May 4, 2017, Regular Board Meeting
5. Consider to Approve the May 19, 2017, Salaries, Expenses and Transfers
6. Acknowledgements - Members of the public may address the Board at this time on any non-agenda matter.
7. Correspondence and Related Information
8. Manager's Report:
  - a) Operations Report
  - b) Fire and Emergency Incident Report

**ACTION ITEMS:**

9. **PUBLIC HEARING** - Consideration to Adopt Ordinance No. 2017-120, an Ordinance Which Authorizes Sewer Rate Adjustments to Regional Sewer Treatment (RST) Costs for all Residential, Commercial and Industrial Wastewater Customers: **DM 2017-26**
10. Review Fiscal Year 2016/2017 Year-to-Date Expenses and Revenues for the Water Operations Fund: **DM 2017-27**
11. Completion of the Tilton Avenue Sewer Pipeline Construction and Consideration to File a "Notice of Completion": **DM 2017-28**
12. Receive and File Statement of Cash Asset Schedule Ending April 2017 for all District Fund Accounts: **DM 2017-29**
13. Directors Comments - Non-action
14. Adjournment

Closed Session: At any time during the regular session, the Board may adjourn to a closed executive session to consider matter of litigation, personnel, negotiations, or to deliberate on decisions as allowed and pursuant with the open meetings laws. Discussion of litigation is within the Attorney/Client privilege and may be held in closed session.

Authority: Government code 11126-(a) (d) (q).

4. APPROVAL OF MINUTES FOR APRIL 27, 2017, SPECIAL BOARD MEETING AND MAY 4, 2017, REGULAR MEETING MINUTES

**MINUTES OF SPECIAL BOARD MEETING**  
**April 27, 2017**  
**RUBIDOUX COMMUNITY SERVICES DISTRICT**

**DIRECTORS PRESENT:** Armando Muniz  
Bernard Murphy  
F. Forest Trowbridge  
Christopher Barajas

**DIRECTORS ABSENT:**

**STAFF PRESENT:** Dave Lopez, General Manager  
Steve Appel, Asst. General Manager  
Krysta Krall, Manager Fiscal Services  
Brian Jennings, Accounting/Budgeting Manager

Call to order: the meeting of the Board of Directors of the Rubidoux Community Services District by Director Muniz, at 5:00 P.M., Thursday, April 27, 2017, at the District Office, 3590 Rubidoux Boulevard, Jurupa Valley, California.

**ITEM 4. Acknowledgements – Members of the Public may address the Board at this time on any non-agenda matter**

**ACTION ITEMS:**

**ITEM 5. DM 2017-23. Review and Interview Applicant for Consideration to Appoint for the Unexpired Term as Board Member of the Rubidoux Community Services District.**

At the April 6, 2017, regular meeting of the Rubidoux Community Services District Board of Directors, the Members acted to make an appointment to the Board. That evening, the Board elected to appoint for the short term which runs to December 2018. Pursuant to the Board's action that evening and compliant to government Code Section 1780, Staff noticed the Board vacancy at our front office, the Louis Robidoux Library and Jurupa Valley Area Parks and Recreational Veterans Memorial Park. Additionally, the Notice of Vacancy was posted on our Website. As stated in the notice, the closing date was April 24, 2017, and Staff has received one (1) "Letter of Interest" for your consideration this afternoon. The candidate is listed below along with the submitted "Letter of Interest" for appointment to the Board of Directors of the Rubidoux Community Services District.

As a matter of process, Staff contacted the sole candidate and invited him to attend today's meeting. This is a public action item and agendized as such. The sitting board Members are asked to review the candidate's statement diligently. At the Board's option, you may ask the candidate questions. Upon conclusion of the Board review/interview a motion to appoint with a second and vote from the whole Board is necessary to complete the appointment process.

**Director Trowbridge moved and Director Murphy seconded to appoint Mr. Hank Trueba, Jr. for the short term appointment to the Rubidoux Community Services District Board vacancy running thru December 2018.**

**Roll Call:**

**Ayes – 4 (Trowbridge, Muniz, Murphy, Trueba)**

**Noes - 0**

**The motion was carried unanimously.**

**ITEM 6. Directors Comments – Non action.**

Director Muniz adjourned the April 27, 2017, Special Board meeting.

**MINUTES OF SPECIAL BOARD MEETING**  
**April 27, 2017**  
**RUBIDOUX COMMUNITY SERVICES DISTRICT**

**DIRECTORS PRESENT:** Armando Muniz  
Bernard Murphy  
F. Forest Trowbridge  
Christopher Barajas

**DIRECTORS ABSENT:**

**STAFF PRESENT:** Dave Lopez, General Manager  
Steve Appel, Asst. General Manager  
Krysta Krall, Manager Fiscal Services  
Brian Jennings, Accounting/Budgeting Manager

Call to order: the meeting of the Board of Directors of the Rubidoux Community Services District by Director Muniz, at 5:00 P.M., Thursday, April 27, 2017, at the District Office, 3590 Rubidoux Boulevard, Jurupa Valley, California.

**ITEM 4. Acknowledgements – Members of the Public may address the Board at this time on any non-agenda matter**

**ACTION ITEMS:**

**ITEM 5. DM 2017-23. Review and Interview Applicant for Consideration to Appoint for the Unexpired Term as Board Member of the Rubidoux Community Services District.**

At the April 6, 2017, regular meeting of the Rubidoux Community Services District Board of Directors, the Members acted to make an appointment to the Board. That evening, the Board elected to appoint for the short term which runs to December 2018. Pursuant to the Board's action that evening and compliant to government Code Section 1780, Staff noticed the Board vacancy at our front office, the Louis Robidoux Library and Jurupa Valley Area Parks and Recreational Veterans Memorial Park. Additionally, the Notice of Vacancy was posted on our Website. As stated in the notice, the closing date was April 24, 2017, and Staff has received one (1) "Letter of Interest" for your consideration this afternoon. The candidate is listed below along with the submitted "Letter of Interest" for appointment to the Board of Directors of the Rubidoux Community Services District.

As a matter of process, Staff contacted the sole candidate and invited him to attend today's meeting. This is a public action item and agendaized as such. The sitting board Members are asked to review the candidate's statement diligently. At the Board's option, you may ask the candidate questions. Upon conclusion of the Board review/interview a motion to appoint with a second and vote from the whole Board is necessary to complete the appointment process.

**Director Trowbridge moved and Director Murphy seconded to appoint Mr. Hank Trueba, Jr. for the short term appointment to the Rubidoux Community Services District Board vacancy running thru December 2018.**

**Roll Call:**

**Ayes – 4 (Trowbridge, Muniz, Murphy, Trueba)**

**Noes - 0**

**The motion was carried unanimously.**

**ITEM 6. Directors Comments – Non action.**

Director Muniz adjourned the April 27, 2017, Special Board meeting.

**MINUTES OF REGULAR MEETING**  
**May 4, 2017**  
**RUBIDOUX COMMUNITY SERVICES DISTRICT**

**DIRECTORS PRESENT:** Armando Muniz  
Bernard Murphy  
F. Forest Trowbridge  
\*Christopher Barajas  
Hank Trueba

**DIRECTORS ABSENT:**

**STAFF PRESENT:** Dave Lopez, General Manager  
Steve Appel, Asst. General Manager  
Krysta Krall, Manager Fiscal Services  
Brian Jennings, Accounting/Budgeting Manager

Call to order: the meeting of the Board of Directors of the Rubidoux Community Services District by Director Muniz, at 4:00 P.M., Thursday, May 4, 2017, at the District Office, 3590 Rubidoux Boulevard, Jurupa Valley, California.

**ITEM 4. APPROVAL OF MINUTES**

Approval of the Regular Minutes for April 20, 2017, was unanimously approved.

**The motion was carried unanimously.**

**Ayes – 4 (Muniz, Murphy, Trowbridge, Trueba)**

**Noes - 0**

**ITEM 5. Consider to Approve the May 5, 2017, Salaries, Expenses and Transfers.**

Approve May 5, 2017, Salaries, Expenses and Transfers.

**Director Trowbridge moved and Director Trueba seconded to approve the May 5, 2017, Salaries, Expenses and Transfers.**

**The motion was carried unanimously.**

**Ayes – 4 (Trowbridge, Muniz, Murphy, Trueba)**

**Noes - 0**

**ITEM 6. PUBLIC ACKNOWLEDGE OF NON-AGENDA MATTERS**

There were no members of the public to address the Board.



## **ITEM 7. CORRESPONDENCE AND RELATED INFORMATION**

Staff has nothing to offer at this time.

## **ITEM 8. MANAGER'S REPORT**

### **Operations Report:**

Presented at the second Board meeting of the month.

### **Emergency and Fire Report:**

Presented at the second Board meeting of the month.

## **ITEM 9. DM 2017-24. Consideration to Adopt Resolution No. 2017-834, a Resolution Which Authorizes the Reapportionment COP Funds to the Water Operations Fund for FY 2016-2017.**

The attached resolution, Resolution No. 2017-834, is a follow-up administrative action item pursuant to the approved 2016-2017 budget. The adoption of Resolution No. 2016-828 will effectuate the transfer of \$500,000.00 from surplus COP funds to the Water Fund Department as a transfer obligation for FY 2016-2017 year. As stated in the recitals, the COP fund has a balance of \$2,821,056.00 ending March 31, 2017. Less this Water Fund transfer leaves a FYE balance of \$2,468,091.00.

Finally, this transfer was part of the approved 2016-2017 RCSD budget.

Attached is Resolution No. 2017-834 presented for your review and consideration this afternoon.

**Director Trueba moved and Director Trowbridge seconded to approve Resolution No. 2017-834 to the Rubidoux Community Services District Board of Directors.**

**Ayes – 4 (Trowbridge, Muniz, Barajas, Murphy)**

**Noes – 0**

**Absent – 0**

## **ITEM 10. DM 2017-25. Review Sewer Operations Revenues/Expenses Projected Ending FY 2017.**

On February 5, 2015, the Rubidoux Community Services District Board of Directors conducted a Protest Hearing and Election for proposed Wastewater increases to residential, commercial and industrial customers with an effective date of March 1, 2015. Further, for the next five (5) years beginning July 1, 2015, the Board may increase Regional Wastewater Treatment (RST) Costs up to 5% per annum. RST is the treatment cost associated with the City of Riverside budget and actual costs. The other component of the Sewer charges is the cost by the Rubidoux CSD to maintain and repair the

collection and conveyance lines to the treatment plant. Staff is not proposing an increase to this component.

### **Presentation by Staff**

Mr. Dave Lopez gave a detailed presentation on the 2016-2017 Year-to-Date Expenses and Revenues for the Sewer Operations.

Complaint with AB 3030, in subsequent years (beginning June 1) wastewater increases are subject to a 30 day Public Notice Hearing to effectuate an increase.

**No Recommendation.**

**Director Murphy moved for a five (5) minute recess to reconvene at 4:30 for the Closed Executive Session.**

**\*Director Barajas arrived.**

### **ITEM 11. CLOSED EXECUTIVE SESSION**

The Directors came out of Closed Executive Session. There was a vote 3-2 for the District to authorize Staff to communicate with the City of Riverside for discussion regarding pending litigation.

### **ITEM 12. Directors Comments – Non action.**

Director Muniz adjourned the May 4, 2017, Regular Board meeting.

5. CONSIDER TO APPROVE THE MAY 19, 2017, SALARIES,  
EXPENSES AND TRANSFERS

RUBIDOUX COMMUNITY SERVICES DISTRICT  
MAY 18, 2017 (BOARD MEETING)  
FUND TRANSFER AUTHORIZATION

NET PAYROLL 5/19/2017	63,300.00
WIRE TRANSFER: FEDERAL PAYROLL TAXES 5/22/17	30,200.00
WIRE TRANSFER: STATE PAYROLL TAXES 5/22/17	6,300.00
WIRE TRANSFER: TO CREDIT UNION	2,300.00
WIRE TRANSFER: PERS RETIREMENT	16,100.00
WIRE TRANSFER: PERS HEALTH PREMIUMS	-
WIRE TRANSFER: SECTION 125	424.61
WIRE TRANSFER: SECTION 457	2,860.00
5/19/2017 WATER FUND TO GENERAL FUND-Payables	98,212.95
WATER FUND TO GENERAL FUND-Trash	116,147.89
WATER FUND TO SEWER FUND	87,855.87
SEWER FUND TO GENERAL FUND-Payables	273,334.57
SEWER FUND TO GENERAL - Q4 ADMIN FEE (partial)	25,000.00
GENERAL FUND - COP DEBT SERVICE PAYMENT	118,581.25
5/19/2017 SEWER FUND CHECKING TO LAIF SEWER OP	-
LAIF SEWER OP TO SEWER FUND CHECKING	210,000.00
LAIF WASTEWATER RESERVE TO LAIF SEWER OP	-
LAIF SEWER ML TO LAIF SEWER OP	253,949.97
GENERAL FUND CHECKING TO LAIF SEWER ML	-
GENERAL FUND CHECKING TO LAIF PROP TAX	-
GENERAL FUND PROPERTY TAX TO GF CHECKING	40,000.00
GENERAL FUND CHECKING TO GENERAL FUND PROP TAX	-
LAIF GENERAL TO GENERAL FUND CHECKING	-
LAIF PROPERTY TAX TO GF CHECKING	100,000.00
COP PAYBACK TO LAIF-COP PAYBACK	40,745.76
WATER REPLACEMENT TO LAIF-W.R.	5,808.39
LAIF WATER ML TO LAIF WATER REPLACEMENT	-
LAIF WATER ML TO WATER FUND CHECKING	-
LAIF WATER OP TO WATER FUND CHECKING	-
LAIF WATER RESERVE TO LAIF WATER OP	-
LAIF WATER REPLACE TO LAIF WATER OP	-
LAIF WATER OP TO LAIF WATER RESERVE	-
WATER FUND CHECKING TO LAIF WATER RESERVE	131,000.00
WATER FUND CHECKING TO LAIF WATER OP	130,000.00
LAIF WATER FIELD/ADMIN TO LAIF WATER OP	-
LAIF COP TO GENERAL FUND CHECKING	118,000.00
LAIF COP TO LAIF WATER OP	500,000.00

**NOTES PAYABLE**

<u>DESCRIPTION</u>	<u>BALANCE</u>		<u>PAYMENT</u>	<u>DUE DATE</u>
City of Riverside (Headworks Replacement)	27,128	Prin.	13,564	Oct-17
U.S. Bank Trust (1998 COP's Refunding)	4,655,000	Prin.	-	Jun-17
U.S. Bank Trust (1998 COP's Refunding)	1,272,114	Intr.	118,581	Jun-17
MN Plant-State Revolving Loan	4,990,243	Prin.	117,956	Jul-17
MN Plant-State Revolving Loan	1,201,087	Intr.	64,142	Jul-17

01 General Fund

Control	Vendor Obligat'n Description	Transaction Account	Amount
1856	READY REFRESH by NESTLE 67929 Btl Water	A01-5650-000	122.35
1875	AT&T 68016 Telephone Chgs	A01-5670-000	129.33
3846	COLONIAL LIFE & ACCIDENT INS CO 67978 Cancer/Life/Misc Ins.	A01-2365-000	1,156.00
		A01-2361-000	220.62
		A01-2375-000	1,893.50
	67978 Cancer/Life/Misc Ins.		3,270.12 **
3846	COLONIAL LIFE & ACCIDENT INS CO		3,270.12 **
4305	DE ANZA FENCE CO 67939 Repair	A01-5645-000	185.00
4381	DIGITAL DEPLOYMENT, INC. 67980 Migrate Website	A01-5885-000	500.00
4891	DUNBAR ARMORED INC. 67981 May'17 Armored Svc	A01-5650-000	762.22
7360	GENESIS PRINTERS 68019 Printing	A01-5650-000	157.69
8074	HARPER & BURNS LLP 68020 April '17 Legal Svc	A01-5825-000	398.75
8078	HARRIS COMPUTER SYSTEMS 67944 Svcs Milestone #7	A01-1835-000	7,360.00
	67945 Svcs Milestone #8	A01-1835-000	7,360.00
	67946 C/O 1v1 On Site Wk 1	A01-1835-000	3,200.00
	67947 C/O 1v1 On-site Wk2	A01-1835-000	3,200.00
8078	HARRIS COMPUTER SYSTEMS		21,120.00 **
12013	LABORER'S INTNL LOCAL #777 67949 May'17 Dues	A01-2335-000	480.00
12715	LUCE COMMUNICATIONS: dba ABG COMM. 67950 WA40 FN 4-17	A01-5650-000	163.51
	67951 WA40 INV 4-17	A01-5650-000	669.14
12715	LUCE COMMUNICATIONS: dba ABG COMM.		832.65 **
13200	MERIT OIL COMPANY 67952 Gasoline	A01-5700-000	115.29
16007	PUBLIC EMPLOYEES BENEFIT TRUST 67955 June'17 Ins.	A01-5030-000	13,278.50

*OKD*  
 5/11/2017

01 General Fund

Control	Vendor Obligat'n Description	Transaction Account	Amount
16893	PRUDENTIAL OVERALL SUPPLY CO 67956 Floor Mats	A01-5645-000	53.30
18191	RCS D 68027 Petty Cash Reimburse	A01-5620-000	60.00
		A01-5650-000	69.52
		A01-5675-000	5.44
	68027 Petty Cash Reimburse		134.96 **
18191	RCS D		134.96 **
18356	RELIABLE WORKPLACE SOLUTIONS 67957 Supplies	A01-5675-000	94.48
	67958 Supplies	A01-5675-000	2.37
	67996 Supplies	A01-5675-000	66.01
	67997 Supplies	A01-5675-000	97.47
	67998 Supplies	A01-5675-000	61.20
18356	RELIABLE WORKPLACE SOLUTIONS		321.53 **
18415	RIVERSIDE CLEANING SYSTEMS, INC 67999 May '17 CIng Svc	A01-5645-000	535.00
19130	SCE 68003 Street Light	A01-5102-010	9,515.47
	68004 Main Ofc Utly	A01-5660-000	963.94
	68005 Fire Stn Utly	A01-5660-020	1,176.16
19130	SCE		11,655.57 **
19138	SCG 68006 Main Ofc Utly	A01-5660-000	31.20
	68008 Fire Stn. Utly	A01-5660-020	85.49
19138	SCG		116.69 **
19420	SHRED-IT USA 68009 Apr'17 Svc	A01-5630-000	258.90
20318	TEK COLLECT 68012 Collections Fee	A01-5650-000	378.30
20845	TRI-CO DISPOSAL, INC 68028 Commercial Trash 4/27-5/10	A01-5410-010	38,517.32
	68029 Residential Trash 4/27-5/10	A01-5410-010	77,630.57
	68030 RCS D Share Commercial	A01-5410-010	-3,852.58
	68031 RCS D Share Residential	A01-5410-010	-725.96
20845	TRI-CO DISPOSAL, INC		111,569.35 **
21525	UNDERGROUND SERVICE ALERT OF SO CA 67962 Dig Alerts	A01-5685-000	78.00
21587	UNITED PARCEL SERVICE		

Run date: 05/11/2017 @ 11:21  
Bus date: 05/18/2017

Rubidoux Community Services  
Preliminary Check Register

Distribution recap  
OTPREG.L02 Page 9

01 General Fund

Control	Vendor Obligat'n Description	Transaction Account	Amount
	21587 UNITED PARCEL SERVICE 68032 Postage	** Continued ** A01-5664-000	1.65
01 General Fund			166,455.15 **

30 Water Fund

Control	Vendor Obligat'n Description	Transaction Account	Amount
1450	AIRGAS USA, LLC 67963 Tank Rental	A30-5640-000	129.60
1687	AMERICAN SAFETY PRODUCTS 67964 Uniforms	A30-5655-000	1,543.97
1810	AQUA METRIC SALES CO 67965 3/4" Meters	A30-1515-000	10,005.13
	67966 2" Meters	A30-1515-000	5,430.60
1810	AQUA METRIC SALES CO		15,435.73 **
1856	READY REFRESH by NESTLE 67929 Btl Water	A30-5650-000	98.20
1875	AT&T 68016 Telephone Chgs	A30-5650-000	20.38
		A30-5670-000	284.57
	68016 Telephone Chgs		304.95 **
1875	AT&T		304.95 **
2004	B.P.S. B's POOL SUPPLIES 67967 Sodium Hypo	A30-5652-000	1,229.76
		A30-5650-005	676.37
	67967 Sodium Hypo		1,906.13 **
2004	B.P.S. B's POOL SUPPLIES		1,906.13 **
2030	BABCOCK, E S & SONS, INC 67930 Water Analyses	A30-5340-000	45.00
	67931 Water Analyses	A30-5650-005	30.00
	67932 Water Analyses	A30-5650-005	110.00
	67933 Water Analyses	A30-5650-005	30.00
	67934 Water Analyses	A30-5650-005	80.00
	67935 Water Analyses	A30-5650-005	110.00
	67968 Water Analyses	A30-5650-005	80.00
	67969 Water Analyses	A30-5650-005	30.00
	67970 Water Analyses	A30-5340-000	490.00
	67971 Water Analyses	A30-5340-000	750.00
	67973 Water Analyses	A30-5340-000	490.00
	67974 Water Analyses	A30-5650-005	80.00
	67975 Water Analyses	A30-5650-005	470.00
	67976 Water Analyses	A30-5650-005	55.00
2030	BABCOCK, E S & SONS, INC		2,850.00 **
3355	VULCAN/CALMAT SAN BDNO DIST, INC 67936 Asphalt	A30-5640-000	1,027.27
3750	CLA-VAL 67977 Rebuild Valve	A30-5640-000	1,005.49



30 Water Fund

Control	Vendor	Obligat'n Description	Transaction Account	Amount
3921	CROWN ACE HARDWARE	67937 Concrete	A30-5640-000	45.19
		67979 Tool	A30-5650-000	16.15
3921	CROWN ACE HARDWARE			61.34 **
4002	D&H WATER SYSTEMS	67938 Check Valve	A30-5650-000	587.93
5538	E.J. MEYER COMPANY	67982 Hydrant Mtr Refund	A30-2410-000	820.25
5555	ELECTRONICS WAREHOUSE	67940 Parts	A30-5650-000	73.73
5640	ENGELAUF CONSTRUCTION SPECIALISTS	67941 Base Hauling	A30-5640-000	42.83
		67942 Base Hauling	A30-5640-000	80.00
5640	ENGELAUF CONSTRUCTION SPECIALISTS			122.83 **
6863	FRITTS FORD	67943 R&M Truck	A30-5620-000	222.50
7360	GENESIS PRINTERS	68019 Printing	A30-5650-000	188.35
8077	HARRINGTON INDUSTRIAL PLASTICS	67985 Pump	A30-5650-000	1,021.61
		67986 Pump Parts	A30-5650-000	293.37
8077	HARRINGTON INDUSTRIAL PLASTICS			1,314.98 **
9505	CARQUEST AUTO PARTS	67948 R&M Truck	A30-5620-000	17.22
		67987 Sealant	A30-5640-000	10.76
		68022 Silicone	A30-5650-000	8.07
9505	CARQUEST AUTO PARTS			36.05 **
9510	SO CAL TRUCKWORKS	67988 R&M Truck	A30-5620-000	140.94
9659	INLAND DESERT SECURITY & COMMUN	68023 June '17 Answr Svc	A30-5650-000	408.60
9682	INLAND WATER WORKS SUPPLY CO	67989 2*Air Vlv	A30-5650-000	508.58
11452	KH METALS & SUPPLY	67990 Bolts	A30-5650-000	4.35
11842	KRIEGER & STEWART, INC.			

30 Water Fund

Control	Vendor Obligat'n Description	Transaction Account	Amount
		** Continued **	
11842	KRIEGER & STEWART, INC. 68026 Water Consult	A30-5830-000	3,490.50
13200	MERIT OIL COMPANY 67952 Gasoline	A30-5700-000	749.35
	67991 Diesel Fuel	A30-5700-000	249.79
13200	MERIT OIL COMPANY		999.14 **
13661	MORENO, PAUL 67953 Physical	A30-5650-000	99.00
13678	MORTON SALT, INC. 67954 Salt	A30-5650-005	3,523.91
	67992 Salt	A30-5650-005	3,640.48
13678	MORTON SALT, INC.		7,164.39 **
16007	PUBLIC EMPLOYEES BENEFIT TRUST 67955 June'17 Ins.	A30-5030-000	22,137.00
16893	PRUDENTIAL OVERALL SUPPLY CO 67956 Floor Mats	A30-5642-000	55.38
18003	R&D MECHANICAL SUPPLY, INC 67993 Paint	A30-5650-000	55.46
	67994 Stock	A30-5650-000	365.40
	67995 Curb Stops	A30-5650-000	1,218.00
18003	R&D MECHANICAL SUPPLY, INC		1,638.86 **
18723	RUBIDOUX TIRE 68000 R&M Truck	A30-5620-000	182.37
19108	SOUTH COAST AQMD 68002 Permit	A30-5650-005	125.47
19138	SCG 68007 Field Ofc. Utly	A30-5660-000	21.84
19477	SITEONE LANDSCAPE SUPPLY, LLC 67959 Supplies	A30-5640-000	172.24
	68010 Siphon Tool	A30-5650-000	196.88
19477	SITEONE LANDSCAPE SUPPLY, LLC		369.12 **
19785	STARBUCK, DOUG:dba STARSIDE DESIGN 68011 R&M Truck	A30-5620-000	684.00
20810	TRAUTWEIN CONSTRUCTION INC 67960 2" Svc Line	A30-5640-000	10,200.00
	67961 Rplc 8" Wtr Main	A30-5640-000	21,200.00
20810	TRAUTWEIN CONSTRUCTION INC		31,400.00 **

Run date: 05/11/2017 @ 11:21  
Bus date: 05/18/2017

Rubidoux Community Services  
Preliminary Check Register

Distribution recap  
OTPREG.L02 Page 13

30 Water Fund

Control	Vendor Obligat'n Description	Transaction Account	Amount
23568	WESTERN MUNICIPAL WATER DISTR		
	68013 Mar'17 Brine	A30-5650-005	419.58
	68014 May'17 Brine Fixed	A30-5650-005	634.53
23568	WESTERN MUNICIPAL WATER DISTR		1,054.11 **
30 Water Fund			98,212.95 **

Run date: 05/11/2017 @ 11:21  
Bus date: 05/18/2017

Rubidoux Community Services  
Preliminary Check Register

Distribution recap  
OTPREG.L02 Page 14

40 Sewer Fund

Control	Vendor	Obligat'n Description	Transaction Account	Amount
1577	ALMGREN, HOWARD	68015 City Rvsd Litgn	A40-5825-000	14,854.92
1875	AT&T	68016 Telephone Chgs	A40-5670-000	40.84
2030	BABCOCK, E S & SONS, INC	67972 Lab Fees	A40-5340-000	240.00
5538	E.J. MEYER COMPANY	68017 Tilton Swr Imprvmt	A40-7030-001	253,949.97
5555	ELECTRONICS WAREHOUSE	67983 Battery Time Clock	A40-5650-000	23.87
6828	CA NEWSPAPER PARTNER: DBA OC REG	67984 Pub Notice-Swr Rates	A40-5858-000	469.80
8074	HARPER & BURNS LLP	68021 City Rvsd Litgn	A40-5825-000	942.50
11842	KRIEGER & STEWART, INC.	68024 Wastewater Consult	A40-5830-000	170.00
		68025 Pretreatment Pgm	A40-5330-000	2,459.56
11842	KRIEGER & STEWART, INC.			2,629.56 **
13200	MERIT OIL COMPANY	67952 Gasoline	A40-5700-000	57.64
19108	SOUTH COAST AQMD	68001 Permit	A40-5685-000	125.47
40 Sewer Fund				273,334.57 **

6. ACKNOWLEDGEMENTS – MEMBERS OF THE PUBLIC MAY ADDRESS  
THE BOARD AT THIS TIME ON ANY NON-AGENDA MATTER

7. CORRESPONDENCE AND RELATED INFORMATION

8. MANAGER'S REPORT:

a) Operations Report

b) Fire and Emergency Incident Report

## Water and Wastewater Production Comparison

Date	TOTAL WELL PRODUCTION in Million Gallons					Consumption to	WASTEWATER
	Purchased	Potable	Potable	Non-Potable	Total	JURUPA C.S.D.	FLOW TO
		Wells	Total	Wells		(Million Gallons)	RIVERSIDE
						(Million Gallons)	(Million Gallons)
4/1/2017	0.00	6.62	6.62	0.81	7.43	2.43	1.96
4/2/2017	0.00	6.92	6.92	1.21	8.13	2.43	1.85
4/3/2017	0.00	5.99	5.99	0.03	6.02	2.43	1.93
4/4/2017	0.00	6.21	6.21	0.84	7.04	2.43	2.04
4/5/2017	0.00	6.96	6.96	0.79	7.76	2.43	2.01
4/6/2017	0.00	7.16	7.16	0.72	7.88	2.57	2.01
4/7/2017	0.00	6.49	6.49	0.27	6.76	2.57	1.91
4/8/2017	0.00	5.35	5.35	0.01	5.35	2.57	1.82
4/9/2017	0.00	6.66	6.66	1.20	7.86	2.57	1.78
4/10/2017	0.00	7.00	7.00	0.86	7.86	2.57	1.94
4/11/2017	0.00	6.73	6.73	0.76	7.49	2.14	1.99
4/12/2017	0.00	6.87	6.87	0.63	7.50	2.14	2.03
4/13/2017	0.00	6.96	6.96	0.68	7.64	2.49	2.02
4/14/2017	0.00	6.26	6.26	0.74	6.99	2.49	1.91
4/15/2017	0.00	6.88	6.88	0.66	7.54	2.49	1.80
4/16/2017	0.00	6.92	6.92	0.69	7.60	2.49	1.77
4/17/2017	0.00	7.18	7.18	0.70	7.88	2.49	1.99
4/18/2017	0.00	6.90	6.90	0.61	7.51	2.49	2.06
4/19/2017	0.00	7.67	7.67	0.63	8.30	2.49	2.01
4/20/2017	0.00	7.14	7.14	0.61	7.75	2.55	2.04
4/21/2017	0.00	6.57	6.57	0.59	7.15	2.55	1.93
4/22/2017	0.00	7.44	7.44	0.59	8.03	2.55	1.86
4/23/2017	0.00	6.59	6.59	0.58	7.18	2.55	1.80
4/24/2017	0.00	7.02	7.02	0.79	7.81	2.55	1.94
4/25/2017	0.00	7.18	7.18	0.63	7.81	2.30	2.00
4/26/2017	0.00	7.02	7.02	0.50	7.52	2.30	2.03
4/27/2017	0.00	8.54	8.54	0.56	9.10	2.98	1.97
4/28/2017	0.00	6.60	6.60	0.34	6.94	3.38	1.93
4/29/2017	0.00	7.23	7.23	0.56	7.79	2.50	1.85
4/30/2017	0.00	7.40	7.40	0.56	7.97	2.50	1.77
MINIMUM	0.00	5.35	5.35	0.01	5.35	2.14	1.77
AVERAGE	0.00	6.88	6.88	0.64	7.52	2.51	1.93
MAXIMUM	0.00	8.54	8.54	1.21	9.10	3.38	2.06
TOTAL	0.00	206.46	206.46	19.11	225.56	75.43	57.95

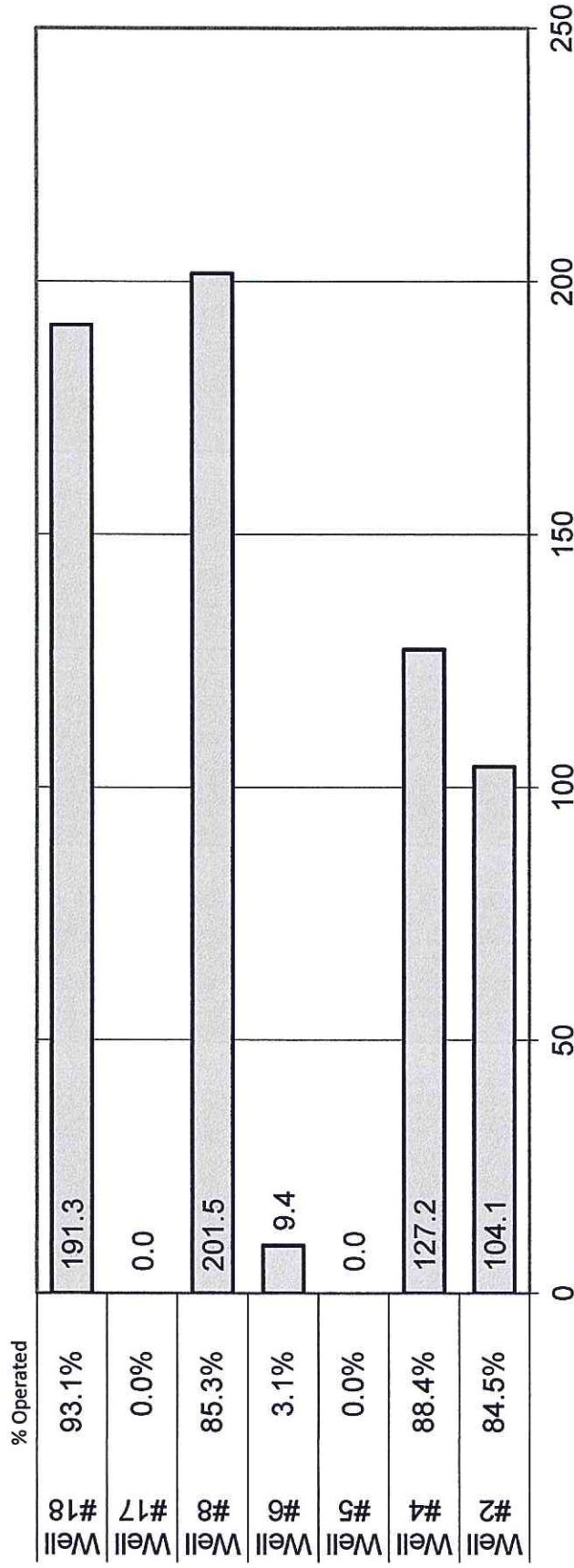


**RUBIDOUX COMMUNITY SERVICES DISTRICT**  
**MONTHLY WELL PRODUCTION**  
(Million Gallons )

DATE	POTABLE WATER										NONPOTABLE WATER						TOTALS		
	JURUPA TIE-IN (MG)	TROYER Well #2 (MG)	Nitrate Removal Pit FLEETWOOD Well #4 (MG)	SKOTTY Well #6 (MG)	DAILY Well #5 (MG)	GOULD Well #8 (MG)	Manganese Removal Plant #2 Well #17 (MG)	Well #18 (MG)	28th ST. Well #3 (MG)	DAILY Well #7 (MG)	CLEMENT Well #11 (MG)	46th ST. Well #14 (MG)	MISSION #19 & #20 (MG)	POTABLE (MG)	NON POTABLE (MG)	TOTAL PROD. (MG)			
4/1/2017	0.00	1.89	0.90	0.00	0.00	2.24	0.00	2.09	0.00	0.79	0.00	0.01	6.62	0.81	7.43				
4/2/2017	0.00	0.89	1.30	0.00	0.00	2.45	0.00	2.27	0.00	1.19	0.00	0.02	6.92	1.21	8.13				
4/3/2017	0.00	1.13	1.19	0.00	0.00	1.70	0.00	1.97	0.00	0.00	0.00	0.08	5.99	0.08	6.02				
4/4/2017	0.00	1.18	0.65	0.00	0.00	2.34	0.00	2.04	0.00	0.81	0.00	0.03	6.21	0.84	7.04				
4/5/2017	0.00	1.17	1.62	0.00	0.00	2.16	0.00	2.02	0.00	0.78	0.00	0.02	6.96	0.79	7.76				
4/6/2017	0.00	1.09	1.69	0.00	0.00	2.25	0.00	2.12	0.00	0.72	0.00	0.00	7.16	0.72	7.88				
4/7/2017	0.00	1.23	0.93	0.00	0.00	2.25	0.00	2.08	0.00	0.24	0.00	0.02	6.49	0.27	6.76				
Subtotal	0.00	8.09	8.30	0.00	0.00	15.38	0.00	14.59	0.00	4.52	0.00	0.13	46.35	4.65	51.00				
4/8/2017	0.00	1.08	0.00	0.00	0.00	2.19	0.00	2.08	0.00	0.00	0.00	0.01	5.35	0.01	5.35				
4/9/2017	0.00	1.11	1.45	0.00	0.00	2.13	0.00	1.97	0.00	1.19	0.00	0.01	6.66	1.20	7.86				
4/10/2017	0.00	1.14	1.47	0.00	0.00	2.28	0.00	2.11	0.00	0.84	0.00	0.02	7.00	0.86	7.86				
4/11/2017	0.00	1.17	1.66	0.00	0.00	1.81	0.00	2.09	0.00	0.75	0.00	0.02	6.73	0.76	7.49				
4/12/2017	0.00	1.13	1.66	0.00	0.00	2.04	0.00	2.04	0.00	0.58	0.00	0.04	6.87	0.63	7.50				
4/13/2017	0.00	1.18	1.47	0.00	0.00	2.17	0.00	2.14	0.00	0.64	0.00	0.04	6.96	0.68	7.64				
4/14/2017	0.00	1.10	0.99	0.00	0.00	2.18	0.00	1.99	0.00	0.70	0.00	0.03	6.26	0.74	6.99				
Subtotal	0.00	7.91	8.71	0.00	0.00	14.79	0.00	14.41	0.00	4.70	0.00	0.18	45.81	4.88	50.69				
4/15/2017	0.00	1.06	1.66	0.00	0.00	2.13	0.00	2.03	0.00	0.65	0.00	0.01	6.88	0.66	7.54				
4/16/2017	0.00	1.22	1.21	0.00	0.00	2.34	0.00	2.15	0.00	0.68	0.00	0.01	6.92	0.69	7.60				
4/17/2017	0.00	1.21	1.32	0.00	0.00	2.37	0.00	2.29	0.00	0.68	0.00	0.02	7.18	0.70	7.88				
4/18/2017	0.00	1.08	1.83	0.00	0.00	2.09	0.00	1.90	0.00	0.59	0.00	0.02	6.90	0.61	7.51				
4/19/2017	0.00	1.20	1.80	0.00	0.00	2.42	0.00	2.24	0.00	0.59	0.00	0.04	7.67	0.63	8.30				
4/20/2017	0.00	1.17	1.48	0.00	0.00	2.33	0.00	2.17	0.00	0.55	0.00	0.06	7.14	0.61	7.75				
4/21/2017	0.00	1.05	1.52	0.00	0.00	2.08	0.00	1.92	0.00	0.54	0.00	0.05	6.57	0.59	7.15				
Subtotal	0.00	7.99	10.81	0.00	0.00	15.75	0.00	14.71	0.00	4.27	0.00	0.21	49.26	4.48	53.73				
4/22/2017	0.00	1.21	1.60	0.00	0.00	2.36	0.00	2.27	0.00	0.57	0.00	0.03	7.44	0.59	8.03				
4/23/2017	0.00	0.96	1.85	0.00	0.00	2.01	0.00	1.78	0.00	0.56	0.00	0.03	6.59	0.58	7.18				
4/24/2017	0.00	1.09	1.57	0.00	0.00	2.26	0.00	2.09	0.00	0.73	0.00	0.06	7.02	0.79	7.81				
4/25/2017	0.00	1.08	1.72	0.00	0.00	2.26	0.00	2.11	0.00	0.61	0.00	0.03	7.18	0.63	7.81				
4/26/2017	0.00	1.12	1.61	0.00	0.00	2.12	0.00	2.17	0.00	0.46	0.00	0.04	7.02	0.50	7.52				
4/27/2017	0.00	1.19	0.27	0.00	0.00	2.01	0.00	2.00	0.00	0.54	0.00	0.02	8.54	0.56	9.10				
4/28/2017	0.00	1.02	1.58	0.00	0.00	2.07	0.00	1.93	0.00	0.33	0.00	0.02	6.60	0.34	6.94				
4/29/2017	0.00	1.13	1.66	0.00	0.00	2.27	0.00	2.18	0.00	0.55	0.00	0.01	7.23	0.56	7.79				
4/30/2017	0.00	1.16	1.77	0.00	0.00	2.37	0.00	2.11	0.00	0.55	0.00	0.01	7.40	0.56	7.97				
Subtotal	0.00	9.95	13.64	3.07	0.00	19.74	0.00	18.63	0.00	4.87	0.00	0.23	65.03	5.11	70.14				
TOTAL	0.000	33.929	41.458	3.071	0.000	65.658	0.000	62.340	0.000	18.368	0.000	0.742	206.456	19.105	225.561				

# TOTAL WATER PRODUCED w/ % Operated

## April 2017

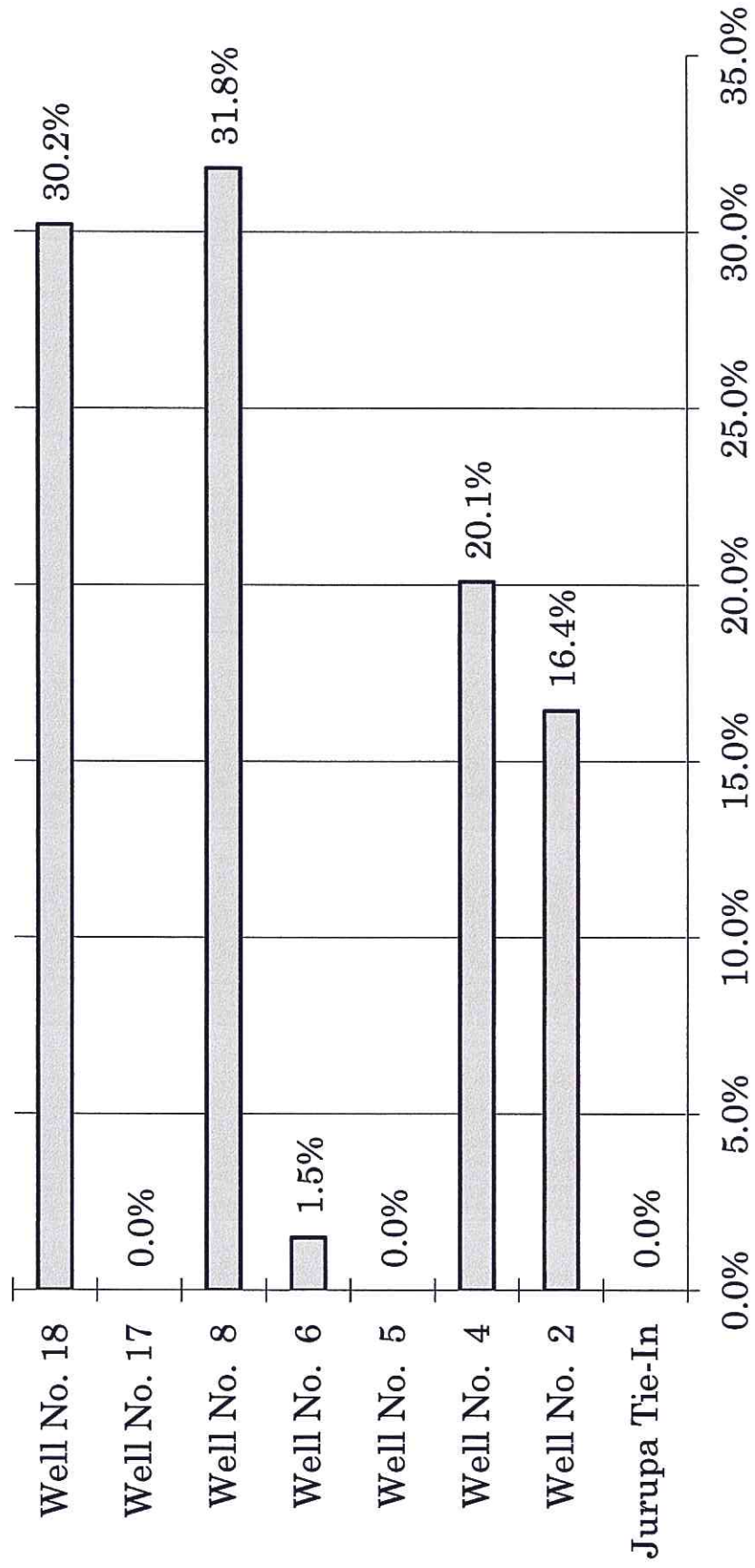


Max Production **1070.7 AF**  
 Monthly Production **633.6 AF**  
 Reserve Production **437.1 AF**

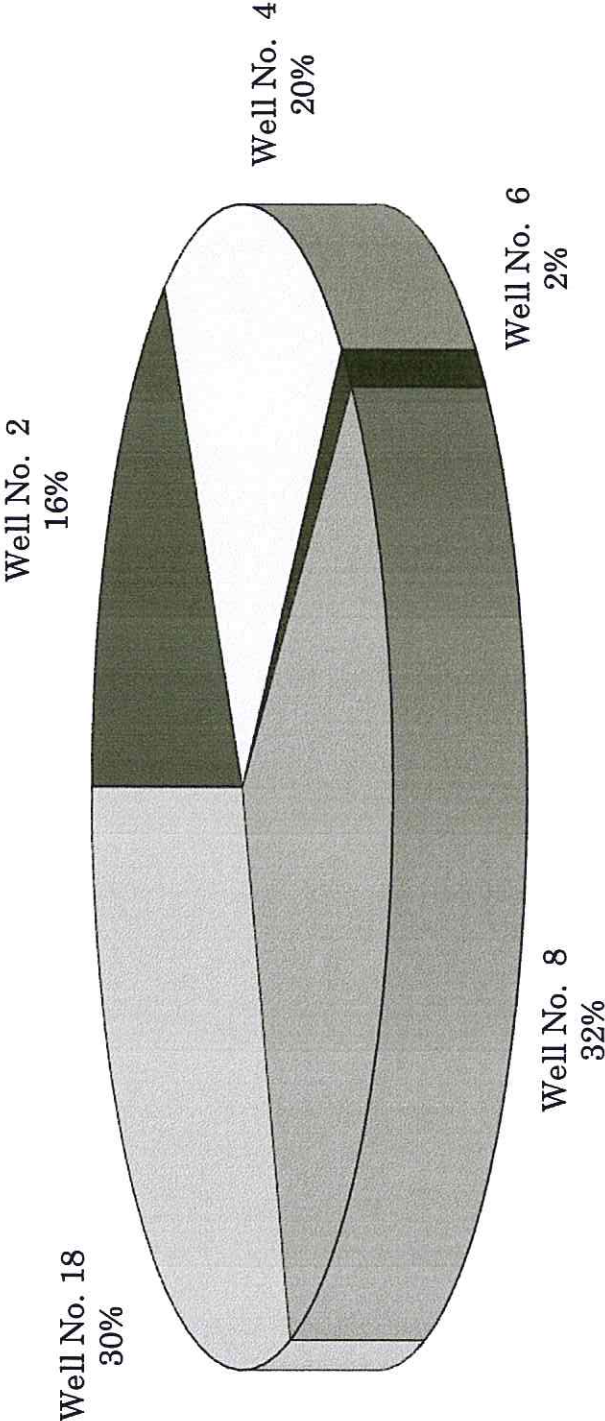
**ACRE FEET**

1 Acre Foot = 43,560 Cubic Feet = 325,829 Gallons

## Source Potable Production Comparison April 2017

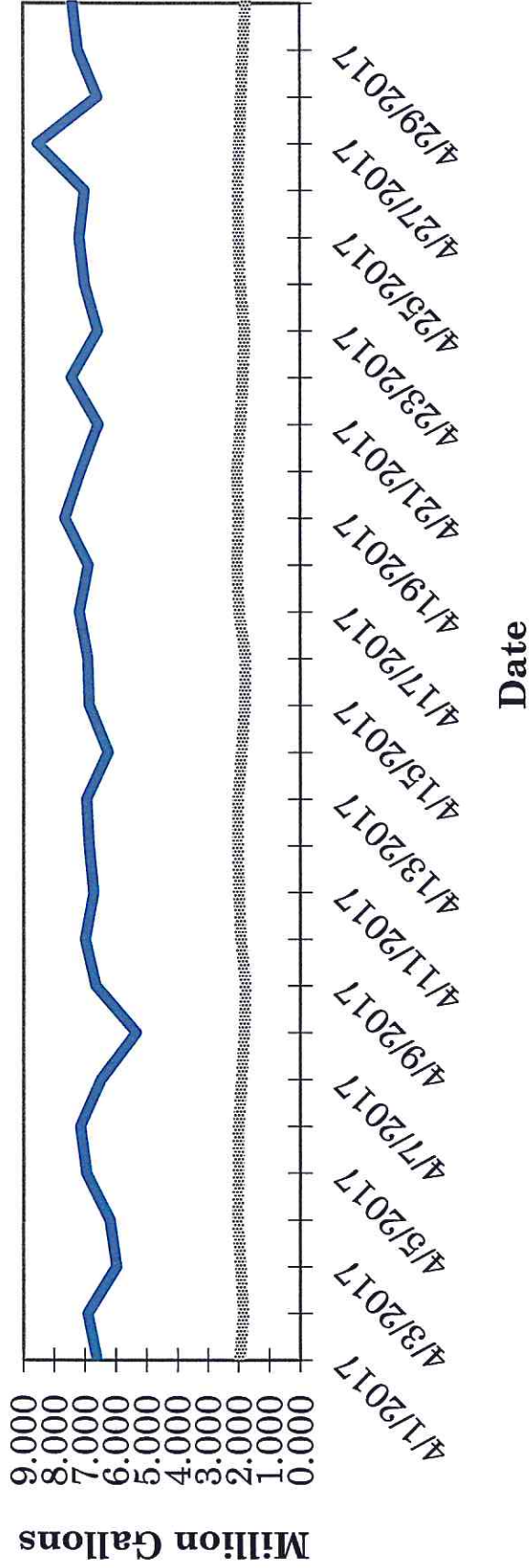


# Source Potable Production Comparison April 2017



# Potable Water & Wastewater Comparison

## April 2017

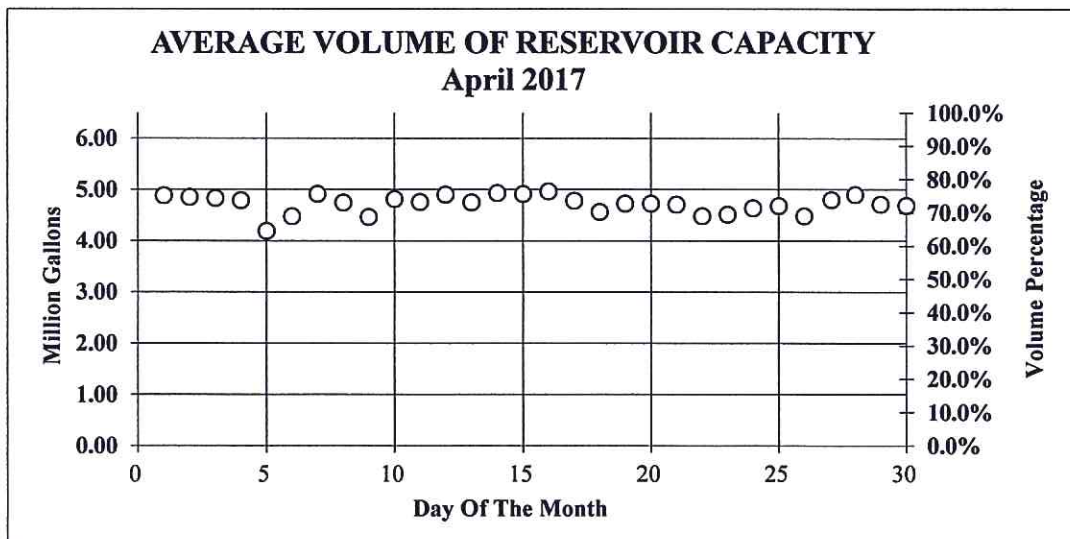


— Potable Water Prod.      ..... Wastewater Prod

# RUBIDOUX COMMUNITY SERVICES DISTRICT

## Reservoir Capacity Report

CAPACITY	ATKINSON SYSTEM		HUNTER SYSTEM		WATER AVAILABLE (Gallons)*	PERCENTAGE OF TOTAL CAPACITY
	2,000,000	3,000,000	425,000	1,000,000		
DATE	ATKINSON	WATSON	HUNTER 1	PERRONE		
4/1/2017	77.5	73.6	78.5	78.4	4,884,686	76.0%
4/2/2017	77.3	73.6	74.8	77.2	4,854,783	75.6%
4/3/2017	76.1	72.9	78.1	78.9	4,835,096	75.3%
4/4/2017	75.0	72.0	79.5	78.0	4,790,142	74.6%
4/5/2017	62.0	61.6	77.5	78.1	4,192,748	65.3%
4/6/2017	67.8	66.5	78.0	78.1	4,480,083	69.7%
4/7/2017	77.9	74.0	80.2	78.7	4,915,014	76.5%
4/8/2017	74.9	70.9	80.1	78.1	4,744,853	73.8%
4/9/2017	67.9	66.2	77.2	78.8	4,465,584	69.5%
4/10/2017	76.4	73.2	77.9	76.0	4,817,493	75.0%
4/11/2017	74.3	71.8	79.9	78.2	4,760,566	74.1%
4/12/2017	77.5	74.3	77.8	78.4	4,904,567	76.3%
4/13/2017	74.5	71.5	78.0	78.9	4,749,937	73.9%
4/14/2017	78.6	74.7	79.8	77.0	4,931,567	76.8%
4/15/2017	78.1	74.3	77.7	78.5	4,917,041	76.5%
4/16/2017	79.1	75.0	77.5	79.0	4,963,747	77.3%
4/17/2017	75.0	72.1	79.6	78.1	4,786,248	74.5%
4/18/2017	69.3	67.9	79.4	79.8	4,568,521	71.1%
4/19/2017	73.4	70.9	80.1	78.3	4,726,939	73.6%
4/20/2017	73.4	71.0	78.6	78.7	4,727,890	73.6%
4/21/2017	73.4	70.8	79.9	77.7	4,710,992	73.3%
4/22/2017	67.7	66.5	76.6	80.3	4,483,521	69.8%
4/23/2017	68.9	67.7	78.2	76.5	4,515,116	70.3%
4/24/2017	71.4	69.5	77.6	79.3	4,642,583	72.3%
4/25/2017	72.3	70.2	80.1	78.4	4,683,370	72.9%
4/26/2017	67.9	66.9	77.6	78.9	4,482,803	69.8%
4/27/2017	73.0	73.3	79.9	78.0	4,800,792	74.7%
4/28/2017	76.8	75.1	78.7	78.1	4,902,117	76.3%
4/29/2017	73.3	71.0	77.3	78.1	4,717,777	73.4%
4/30/2017	73.0	71.0	75.7	77.4	4,687,774	73.0%



\* The total capacity of all District reservoirs is 6,425,000 gallons.


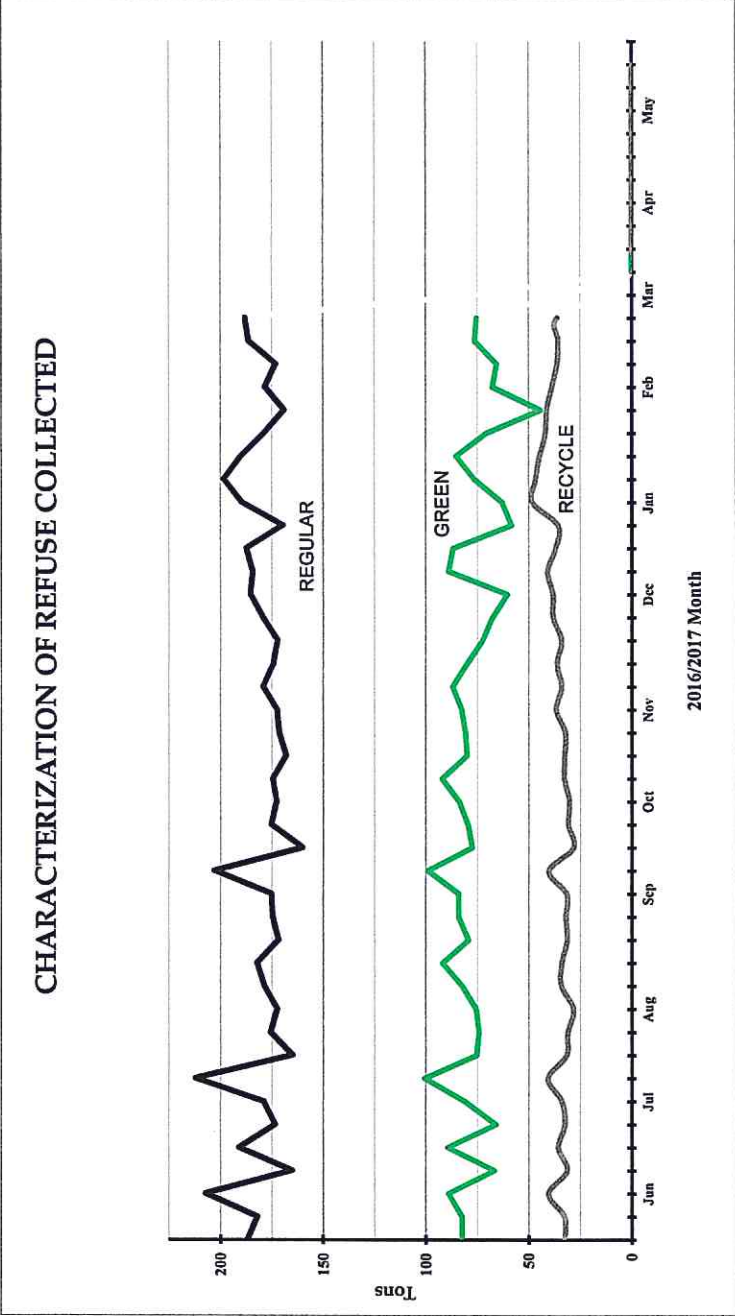
RUBIDOUX COMMUNITY SERVICES DISTRICT

Green Waste Program

(May 16 to June 17)

Table with columns: DATE, YEAR, GREEN WASTE (DAY 1-5), RECYCLE (DAY 1-5), REGULAR TRASH (DAY 1-5), WEEKLY TRASH TOTALS (GREEN, RECYCLE, REGULAR, TOTAL, % DIVERSION). Rows include weekly data from 5/93-5/94 to 5/15-5/16 and daily data from 5/16/2016 to 5/8/2017.

**RUBIDOUX COMMUNITY SERVICES DISTRICT**  
**Green Waste Program**  
**(May 16 to June 17)**







**CAL  
FIRE**



# Resource Activity Report

4/1/2016

4/30/2016

4/1/2017

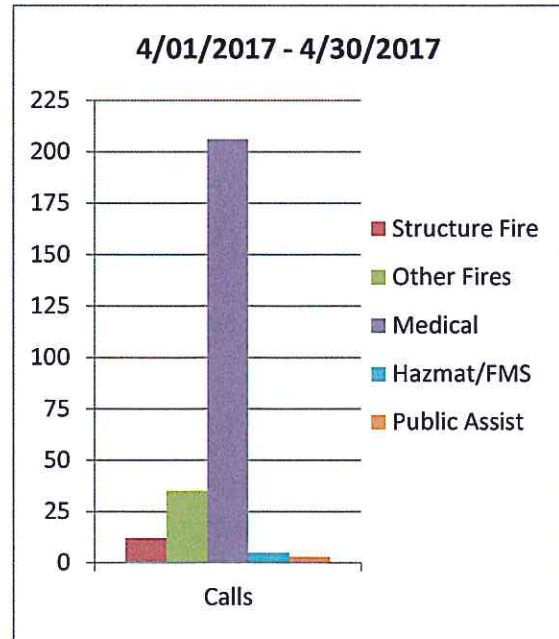
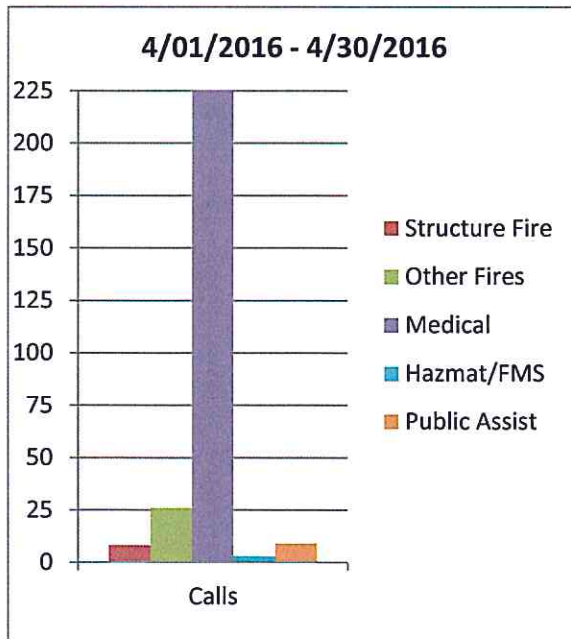
4/30/2017

Call Type	Station 38
Veg/Structure Fire	8
Other Fires	26
Medical	226
Hazmat/FMS	3
Public Assist	9
Period Total	272

Year to Date	1,055
--------------	-------

Call Type	Station 38
Veg/Structure Fire	12
Other Fires	35
Medical	206
Hazmat/FMS	5
Public Assist	3
Period Total	261

Year to Date	1,055
--------------	-------



9. **PUBLIC HEARING** – CONSIDERATION TO ADOPT ORDINANCE NO. 2017-120, AN ORDINANCE WHICH AUTHORIZES SEWER RATE ADJUSTMENTS TO REGIONAL SEWER TREATMENT (RST) COSTS FOR ALL RESIDENTIAL, COMMERCIAL AND INDUSTRIAL WASTEWATER CUSTOMERS: **DM 2017-26**

# Rubidoux Community Services District

**Board of Directors**  
Christopher Barajas  
Armando Muniz  
Bernard Murphy  
F. Forest Trowbridge  
Hank Trueba Jr.

**Secretary-Manager**  
David D. Lopez



---

Water Resource Management    Refuse Collection    Street Lights    Fire / Emergency Services    Weed Abatement

**DIRECTORS MEMORANDUM 2017-26**

May 18, 2017

**To:** Rubidoux Community Services District  
Board of Directors

**Subject:** **PUBLIC HEARING** - Adoption of Ordinance No. 2017-120 an Ordinance Authorize Wastewater Adjustment for the Regional Sewer Treatment (RST) Component of the Wastewater Charges to All Residential, Commercial and Industrial Customers

**BACKGROUND:**

At the May 4, 2017, regular meeting of the Rubidoux Community Services District, Staff presented DM 2017-25 to the Board a Year-to-Date Expenses and Revenues for the Wastewater Operations. Due to the City of Riverside's treatment assessments, which increased 20% over last year, Regional Sewer Treatment (RST) charges necessitate increases to a 5% adjustment. Subject increase to the RST component to the wastewater charge is pursuant to Prop. 218 and compliant with AB 3030. Essentially, Ordinance No. 2017-120 authorizes Regional Sewer Treatment (RST) component of the monthly sewer charges maybe adjusted in three (3) subsequent years (a maximum of 5% each year) to keep up with the pass thru costs of treatment at the Regional Treatment Plant. Current wastewater charges for a single resident (Equivalent Dwelling Unit – EDU) is \$23.85 per month. Attached Ordinance No. 2017-120 proposes an adjustment to increase Riverside Treatment Sewer (RST) an additional \$0.89 for each

EDU per month. Consequently, the total monthly rate would be adjusted to \$24.74 effective June 1, 2017, per month for each EDU and pro-rated for commercial and industrial accounts.

As presented, wastewater treatment costs which pass thru from the City of Riverside have increased steadily; therefore we cannot assume that treatment costs will remain stable or flat. Treatment costs now make-up 67% of the wastewater annual operational budget.


This afternoon's Public Hearing for Ordinance 2017-120 was posted at our office/web site and Noticed in the Press-Enterprise Newspaper.

Finally, as of the writing of this DM, the District has not received any oral or written comments as it pertains to Ordinance No. 2017-120.

**RECOMMENDATION:**

At the conclusion of this afternoon Public Hearing, Staff recommends Adoption of Ordinance No. 2017-120 to the Rubidoux Community Services District's Board of Directors. Finally, Ordinance No. 2017-120 has an effective date of June 1, 2017.

Respectfully,



David D. Lopez  
Secretary-Manager

Attachments: Ordinance No. 2017-120  
Notice of Public Hearing

# Advertising Order Confirmation

# The Press Enterprise

04/05/17 11:33:02AM  
Page 1

<b>Ad Order Number</b> 0010929890	<b>Customer</b> RUBIDOUX COMM SERV DIST	<b>Payor Customer</b> RUBIDOUX COMM SERV DIST	<b>PO Number</b>
<b>Sales Representative</b> Nick Eiler	<b>Customer Account</b> 5209178	<b>Payor Account</b> 5209178	<b>Ordered By</b> Brian Jennings
<b>Order Taker</b> Nick Eiler	<b>Customer Address</b> 3590 RUBIDOUX BLVD RIVERSIDE, CA 92509	<b>Payor Address</b> 3590 RUBIDOUX BLVD RIVERSIDE, CA 92509	<b>Customer Fax</b> 9513694061
<b>Order Source</b> Select Source	<b>Customer Phone</b> 951-684-7580	<b>Payor Phone</b> 951-684-7580	<b>Customer Email</b>

**Current Queue** Ready **Invoice Text** Ord No. 2017-120

**Tear Sheets** 0 **Affidavits** 0 **Blind Box** **Materials** **Promo Type** **Special Pricing**

**Ad Number** 0010929890-01 **Ad Size** 3 X 33 LI **Color** **Production Color** **Ad Attributes** **Production Method** AdBooker **Production Notes**

**External Ad Number** **Pick Up** **Ad Type** Legal Liner **Released for Publication**

**NOTICE OF PUBLIC HEARING**  
OF THE  
RUBIDOUX COMMUNITY SERVICES DISTRICT FOR  
THE ADOPTION OF ORDINANCE NO. 2017-120, AN  
ORDINANCE MAKING INCREASES TO RESIDENTIAL,  
COMMERCIAL AND INDUSTRIAL WASTEWATER  
TREATMENT AND DISPOSAL CHARGES

Notice is hereby given that the Board of Directors of the Rubidoux Community Services District (District) will conduct a Public Hearing on Thursday, May 18, 2017, at 4:00 PM, during the regular meeting of the Board of Directors. Subject Public Hearing shall be conducted at 3590 Rubidoux Blvd., Jurupa Valley, CA 92509 at the above time and date.

The purpose of the Public Hearing is for receiving comments as they pertain to Draft Ordinance No. 2017-120 which Authorizes, Directs and Charges Certain Rate Adjustments to Residential, Commercial and Wastewater Treatment and Disposal Charges.

A draft copy of Draft Ordinance No. 2017-120 is available free to any interested party of the District Office during normal business hours or via map download Ordinance No. 2017-120 at the District's Web Site: www.rcsd.org.

Date: April 5, 2017 /s/David D. Lopez  
Secretary-Manager

**Product** PE Riverside-Full Run **Requested Placement** Legals CLS **Requested Position** General - 1076- **Run Dates** 04/07/17, 04/14/17, 04/17/17 **# Inserts** 3

**Order Charges:** **Net Amount** 469.80 **Tax Amount** 0.00 **Total Amount** 469.80 **Payment Amount** 0.00 **Amount Due** \$469.80

**ORDINANCE NO. 2017-120**

**AN ORDINANCE OF THE RUBIDOUX COMMUNITY SERVICES DISTRICT  
BOARD OF DIRECTORS SETTING CERTAIN MONTHLY USER CHARGES  
FOR THE TREATMENT AND DISPOSAL OF WASTEWATER**

**WHEREAS**, the Rubidoux Community Services District has wastewater Capacity Rights (Capacity Rights) in the City of Riverside's Regional Wastewater Treatment Plant totaling 3.055 million gallons a day (MGD) of primary, secondary and advance wastewater treatment capacity; and,

**WHEREAS**, pursuant to the agreement entitled "Agreement for Regional Advanced Wastewater Treatment between the City of Riverside, Jurupa Community Services District, Rubidoux Community Services District and Western Municipal Water District, dated December 1, 1976, and "Agreement for Regional Primary and Secondary Wastewater Treatment Between the City of Riverside, Jurupa Community Services District, Rubidoux Community Services district and Western Municipal Water District", dated May 4, 1978 (the Regional Agreements), stipulate that the parties shall pay for the operation and maintenance costs of wastewater delivered to the regional plant; and,

**WHEREAS**, the Regional Advisory Committee (RAC) annually reviews and adopts the City of Riverside's Regional Wastewater operation and maintenance costs, and for Fiscal Year 2016/2017 those costs are budgeted at \$31,468,892.00 annually; and,

**WHEREAS**, Government Code Section 61,000, et seq., stipulates that Community Services Districts may charge an operating fee reflecting the actual

cost of providing certain services, including among other things wastewater treatment, conveyance and disposal costs; and,

**WHEREAS**, the Board of Directors at their May 4, 2017, Budget Workshop meeting reviewed the impacts of past, present and future Regional Wastewater Treatment Plant's operational and maintenance costs and have determined that it is necessary to increase monthly sewer treatment and maintenance (RAC Pass thru O&M) charges by an additional 5% per equivalent dwelling unit or EDU (a typical residential home) and pro rata EDU assessment for commercial and industrial accounts effective June 1, 2017; and

**WHEREAS**, pursuant to Proposition No. 218, the Rubidoux Community Services District Board of Directors at their November 20, 2014, regular meeting authorized a special mailing of a "Notice of Hearing and Right to Protest" sent to all effective property owners and tenants providing an opportunity to express a negative vote against "Passed Thru" charges not to exceed 5% per annum to wastewater treatment charges; and,

**WHEREAS**, at their November 20, 2014, regular meeting the Rubidoux Community Services District Board of Directors noticed, called and conducted a Public Hearing and Protest Vote for said charges pursuant to Prop 218 and Compliant to AB 3030; and,

**WHEREAS**; the Board of Directors Set and Call a Public Hearing for May 18, 2017, on such Proposed Wastewater Charges; and,

**NOW THEREFORE BE IT ORDAINED AS FOLLOWS:**

1. That the foregoing recitals are true and correct.
2. The Notice of Public Hearing and Protest Vote were compliant to the Requirements of Proposition No. 218 and AB 3030.
3. The Regional Sewage Treatment (RST) service charges shall be increased to \$18.74 per month for each residential household and Equivalent Dwelling Unit (EDU) allocated to commercial/industrial users on a pro rata basis.
4. No Adjustment to the sewer system operations and maintenance infrastructure charges of \$5.00 per month for each residential household and EDU allocated to commercial/industrial users on a pro rata basis.
5. No increase proposed to the Wastewater Replacement Fund and subject fund shall remain a monthly fix fee of \$1.00 per EDU of Wastewater Capacity.
6. Ordinance No. 2017-120 may in three (3) subsequent Fiscal Years increase wastewater charges on Exhibit "A" up to a maximum 5% per annum with Board Approval.
7. Ordinance No. 2017-120 shall supersede Ordinance No. 2016-117 in its entirety and the above assessments shall take effect June 1, 2017.



**INTRODUCED, ADOPTED AND APPROVED** on the 18<sup>th</sup> day, May 2017, upon the following roll call vote:

**AYES:**

**NOES:**

**ABSENT:**

**ABSTENTIONS:**

---

Armando Muniz, President  
Rubidoux Community Services District

**(SEAL)**

**ATTEST:**

---

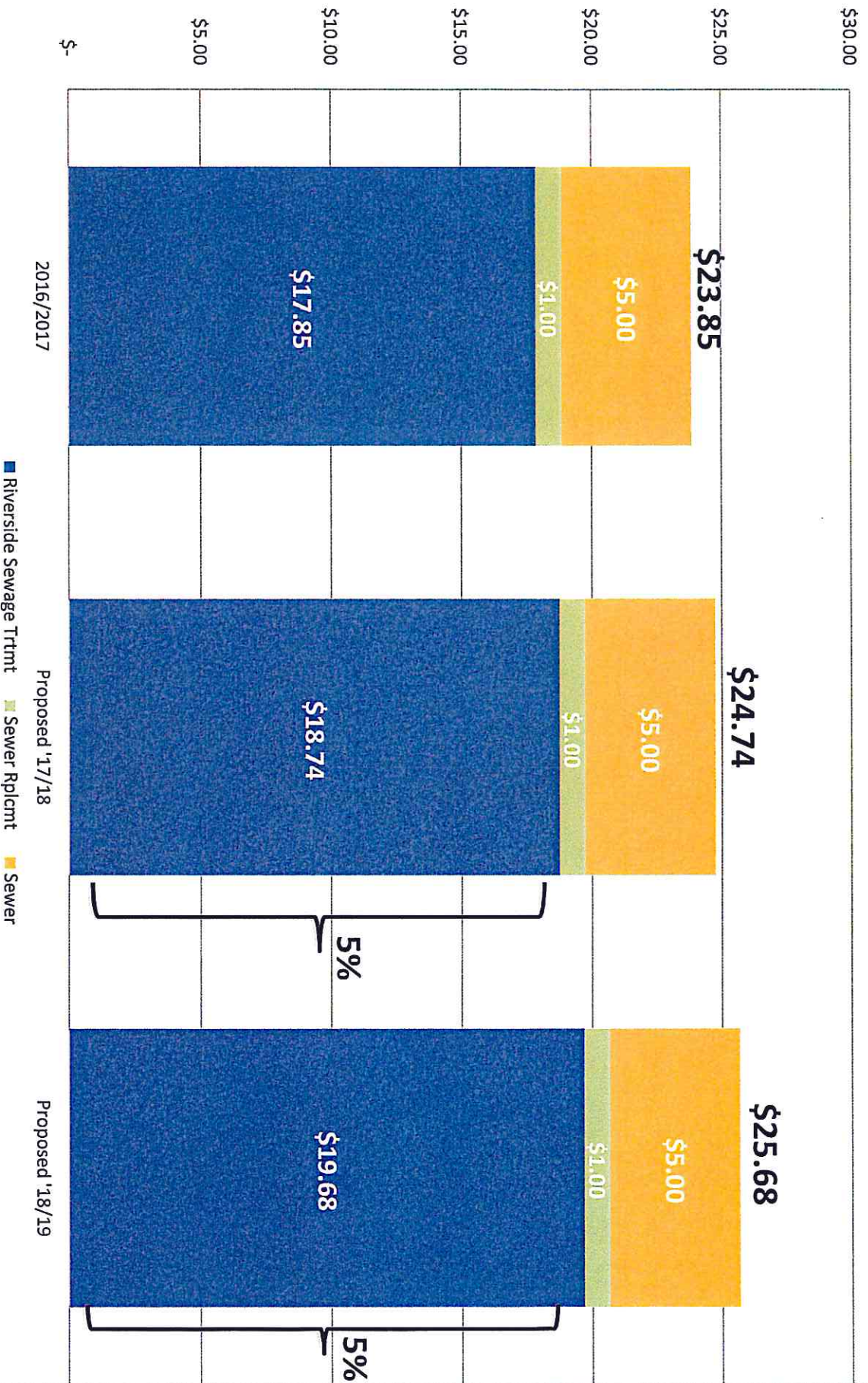
David D. Lopez, Secretary-Manager

**APPROVED TO FORM AND CONTENT:**

---

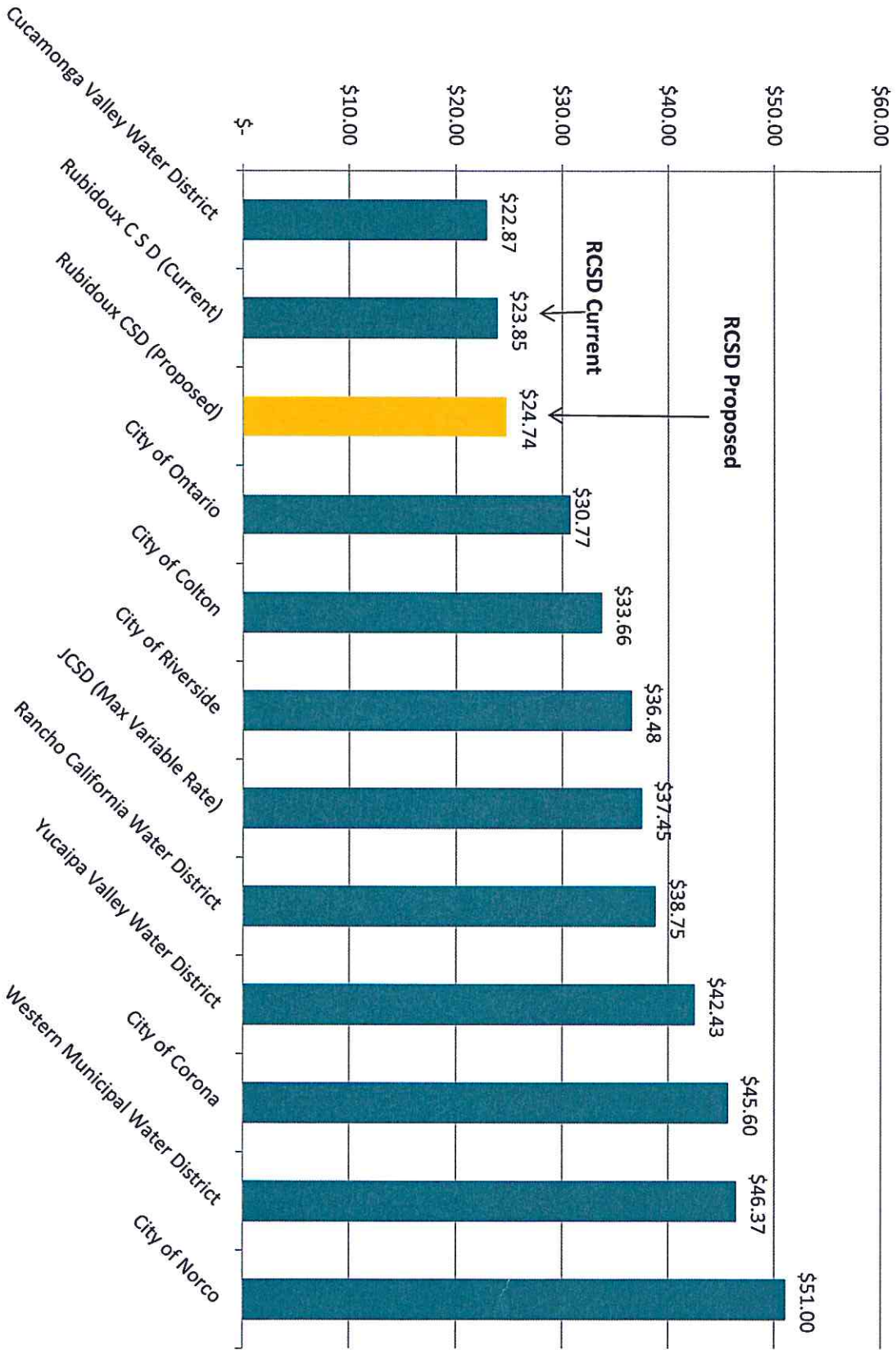
John R. Harper, District General Counsel

## Rubidoux Community Services District Riverside Sewage Trtmt; Swr Rplcmt; Sewer



# Wastewater Rate Comparison

Data Provided by Web Search  
March 2017




**SEWER FUND SUMMARY**

Line		Actual	Y-T-D April	Budget	Projected	Projected Variance
#	Income/Revenue General Ledger Description	Revenue FY 15/16	Actual FY 16/17	Fiscal Year FY 16/17	Actual FY 16/17	(Actual to Budget) (Under)/Over
1	REGIONAL SEWAGE TREATMENT	\$ 1,804,832	\$ 1,564,794	\$ 1,877,000	\$ 1,877,000	\$ -
2	SEWER	671,395	583,588	675,000	700,000	25,000
3	INTEREST INCOME	15,271	10,899	6,500	16,349	9,849
4	MISCELLANEOUS INCOME	-	-	2,000	-	(2,000)
5	Total Income & Revenue for Budget	\$ 2,491,498	\$ 2,159,281	\$ 2,560,500	\$ 2,593,349	\$ 32,849
	Expense General Ledger Description	Actual Expenses FY 15/16	Y-T-D April Actual FY 16/17	Budget Fiscal Year FY 16/17	Projected Actual FY 16/17	Projected Variance (Actual to Budget) Under/(Over)
6	SALARIES EXPENSE	\$ 39,172	\$ 37,197	\$ 42,000	\$ 42,700	\$ (700)
7	CASH BENEFIT EXPENSE	4,398	4,956	5,000	5,000	-
8	PAYROLL TAX EXPENSE	4,129	4,485	4,100	4,600	(500)
9	HEALTH & RETIREMENT EXPENSE	9,933	19,034	15,000	25,400	(10,400)
10	ENERGY COSTS	41,416	40,570	50,000	45,000	5,000
11	INDUSTRIAL PRETREAT COSTS	23,798	37,697	35,000	56,546	(21,546)
12	LAB FEES	7,158	18,260	15,000	21,912	(6,912)
13	BAD DEBT EXPENSE	10,160	4,562	25,000	13,000	12,000
14	SAFETY EQUIPMENT	-	785	1,500	942	558
15	R&M SEWER SYSTEM	39,250	39,995	50,000	75,000	(25,000)
16	R&M EQUIPMENT	5,330	3,037	15,000	10,000	5,000
17	FIELD YARD IMPROVEMENTS	-	-	2,000	-	2,000
18	OPERATING EXPENSE	1,735	7,516	16,000	10,000	6,000
19	UTILITIES/TELEPHONE/GASOLINE	4,253	2,363	7,000	2,836	4,164
20	PERMITS/ASSOCIATION DUES	7,354	6,120	15,000	9,180	5,820
21	LIABILITY INSURANCE	3,984	7,964	6,500	10,600	(4,100)
22	WORKERS COMP INSURANCE	1,694	11,342	3,000	11,000	(8,000)
23	REGIONAL PROGRAMS	-	-	5,000	-	5,000
24	ENGINEERING FEES	20,877	8,429	8,000	10,114	(2,114)
25	LOSS CLAIMS	-	-	20,000	-	20,000
26	PUBLICATION OF PUBLIC NOTICES	60	-	500	500	-
27	MISCELLANEOUS	6,935	50	10,000	75	9,925
28	ADMN GENERAL EXPENSE	325,000	375,000	500,000	500,000	-
29	CITY OF RIVERSIDE:		Actual Feb '17			
30	Treatment Costs (Actual Thru Feb '17)	1,228,418	616,427	1,300,000	1,607,604	(307,604)
31	Surcharges (Actual Thru Feb '17)	146,165	168,317	421,000	402,118	18,882
32	Headworks N/P	14,000	14,000	14,000	14,000	-
33	*FEASIBILITY STUDY - WASTEWATER FACILITIES	-	-	50,000	-	50,000
34	RAISE MANHOLES	-	-	25,000	10,000	15,000
35	CLEANING COLLECTION SYSTEM	60,000	33,133	60,000	60,000	-
36	BACKHOE (NEW)	-	-	50,000	44,565	5,435
37	CITY OF RIVERSIDE LITGN	284,043	850,339	500,000	1,018,274	(518,274)
38	Total Expenditures for Budget	2,289,262	2,311,581	3,270,600	4,010,966	(740,366)
* Feasibility Study - Optional Alternative Wastewater Facilities						
	CASH FROM RESERVES (DEFICIT)	202,236		(710,100)	(1,417,617)	
	BEGINNING CASH RESERVES	3,339,111		3,541,347	3,541,347	
	ENDING CASH RESERVES	3,541,347	-	2,831,247	2,123,730	

Christopher Barajas  
Armando Muniz  
Bernard Murphy  
F. Forest Trowbridge  
Ruth Anderson Wilson

Secretary-Manager  
David D. Lopez



File  
RAC

Water Resource Management    Refuse Collection    Street Lights    Fire / Emergency Services    Weed Abatement

January 30, 2016,

To:            Regional Advisory Committee Members  
From:         Rubidoux Community Services District  
Subject:      At Conclusion of the City's Presentation on Action Items 5, 6, and 7,  
                 Rubidoux CSD Request *Deferral and Continuance* on Subject Items  
                 Pursuant to the 1976 and 1978 Agreement(s) for Regional Advance,  
                 Primary and Secondary Wastewater Treatment

The Regional Wastewater Treatment Agreements provided within Sections 20.1 and 19.1 of the 1976 and 1978 agreements respectively, states the following:

***"The Regional Advisory Committee shall also meet at the request of any party to this Agreement(s), and any member may propose or initiate suggestions, complaint, operating procedures or policies for the consideration of the committee."***

- Specifically for Action Items 5 and 6, the Workbook Summary mischaracterized the Rubidoux CSD Reconciliation process and omitted provided reconciled summaries.
- Further, for action Item 7, the Rubidoux CSD has requested for source documents (Excel files) for nutrient loading for review, but, as of this date have yet to receive them. Rubidoux CSD Staff contends the BOD and SS 30-Day Average Loading as presented is understated and not consistent with the 1978 Agreement and other source documents.

The continuation would provide all parties the opportunity to thoughtfully review the provided information with respective staff and elected members. The District would suggest setting a RAC meeting for those requested items, no later than 30 calendar days or as schedules allow.

The Rubidoux Community Services District reverentially submits our deferral and continuance for the requested items for RAC's consideration.

Respectfully,



---

President Muniz, RAC Voting Member  
Rubidoux Community Services District




---

Vice President, Murphy, RAC Alternate  
Rubidoux Community Services District

XC: File

## MEMORANDUM

**Date:** October 27, 2016  
**To:** Technical Advisory Committee (TAC) Members  
**From:** Rubidoux Community Services District   
**Subject:** Reconciliation Process

---

### **BACKGROUND:**

The 1976 and 1978 Regional Wastewater Agreements prescribe the allocation of costs for the Operation and Maintenance of the regional primary, secondary, and advance wastewater treatment facilities. The City of Riverside, Jurupa CSD, Rubidoux CSD, and Western MWD are the signatories to the 1976 and 1978 Agreements. Edgemont CSD, though not a signatory to the above agreements, have been billed and reconciled in accordance with the 1976 and 1978 agreements. For at least 32 years the RAC has reconciled past years incurred expenses and budgeted billing costs forward. The Regional Agreements have, from time to time, been amended as two party Agreements for specific purposes. However, there has not been a revision or amendment requiring all original signatories to develop and amend the 1976 and 1978 Regional Agreements.

In December 2015, the Jurupa CSD and Riverside executed a Settlement Agreement, which among other things, provided Jurupa CSD with higher allowable thresholds for BOD and SS than originally provided in the 1978 Agreement. The 1978 Regional Agreement established the thresholds for BOD at 230 mg/l and SS at 220 mg/l, respectively. Jurupa's amended thresholds are BOD at 295 mg/l and SS at 270 mg/l, respectively. The adjusted Jurupa BOD and SS thresholds will result in separate and distinct surcharge rates for the CSD's and Jurupa and Riverside in year 2016/17, as a calculation of the values entered in the surcharge formulas. Consequently, a bifurcated reconciliation process for Jurupa was necessary. Further, the Settlement Agreement provides,

***"Any changes to the annual Reconciliation process and methodology currently employed as of the date of this Agreement must be agreed to by the Parties (Jurupa and the City) and disputed regarding O&M Costs, including but not limited to O&M Capital Facilities, that cannot be***

***resolved by the Parties shall be resolved in accordance with the Dispute Resolution procedures set forth in Section 5."***

Regarding the billing and estimating (budgeting) process, the most equitable and compliant method is for all discharges to have the same thresholds for BOD and SS. This would cost the true reconciled treatment charges and estimated volumetric flows for billing. As indicated above, in future years a separate and distinct BOD and SS values for Jurupa will be determined as a part of the 2016/17 reconciliation process.

**RECOMMENDATION:**

For Rubidoux and Edgemont CSD's, the 1978 Regional Agreement methodology cannot be revised administratively, only amended with the signatories' agreement. The original process prescribed in the 1978 Agreement provides a fair and equitable reconciliation process when all parties are applied with same BOD mg/l and SS mg/l thresholds as stipulated. A blended threshold is not supported legally in either the Regional or Settlement Agreements. (City "B" and Rubidoux 2016/2017 Recommended RCSD/ECSD Page 1).

For Jurupa CSD, Riverside and Jurupa must agree to a revised methodology which includes their higher level of thresholds for BOD at 295 mg/l, SS at 270 mg/l and CIP contributions. While this is for Jurupa and Riverside to agree upon, applying the high threshold standards to all discharges will result in an equitable reconciliation and estimate process for Jurupa CSD (City "C" and Rubidoux 2016/2017 Bifurcated JCSD page 1).

In 2016/17, the reconciliation process will have differentiated surcharge rates due to the higher threshold values for Jurupa.

Yes, the Settlement Agreement results in a parallel and separate process for Jurupa CSD. However, once you have adjusted the calculation spreadsheet for the Settlement Agreement, it's just a "plug and play" with the same data points: RAC Costs, Flow and BOD and SS concentrations.

Attachment: Actual/Corrected 2015/2016 Reconciliations, Pages 1 & 2  
Estimated 2016/2017 Regional Treatment Costs. Pages 1 & 2



**Estimated Regional Treatment Costs**

	A-1 City Recommended with Blended Surcharge Levels (Original and New Surcharge Limits)		B-1 RCSD Recommended RCSD / ECSD (Original Surcharge Limits)		C-1 RCSD Recommended Bifurcated JCSD (New Surcharge Limits)	
Total Operations and Maintenance Costs	\$ 22,438,215.74	\$ 22,438,215.74	\$ 22,438,215.74	\$ 22,438,215.74	\$ 22,438,215.74	\$ 22,438,215.74
	15/16 Actual Surcharge Rates	15/16 Actual Surcharge Rates	15/16 Actual Surcharge Rates	15/16 Actual Surcharge Rates	15/16 Actual Surcharge Rates	15/16 Actual Surcharge Rates
Deductions						
TSS Rate	\$ 0.33 (3)	\$ 0.33 (3)	\$ 0.33 (3)	\$ 0.33 (3)	\$ 0.33	\$ 0.33
BOD Rate	\$ 0.23 (3)	\$ 0.23 (3)	\$ 0.23 (3)	\$ 0.23 (3)	\$ 0.23	\$ 0.23
Billed Flow Surcharges	\$ -	\$ -	\$ -	\$ -	\$ -	\$ -
Billed TSS & BOD Surcharges	\$ 8940.23	\$ 2,647,240.87	\$ 4,755,308.08	\$ 2,459,066.62	\$ 8940.23	\$ 2,459,066.62
	Edgemont	185.74	-	-	158,738.05	-
	Jurupa	1063.03	158,738.05	437,563.38	158,738.05	158,738.05
	Rubidoux	717.42	506,517.80	506,517.80	318,343.55	318,343.55
	Riverside	6974.04	1,981,985.02 (2)	3,811,226.90 (2)	1,981,985.02	1,981,985.02
Reclaimed Water Costs	\$ 14,681.47	\$ 14,681.47	\$ 14,681.47	\$ 14,681.47	\$ 14,681.47	\$ 14,681.47
Septic Hauler Revenue	\$ 337,265.00	\$ 337,265.00	\$ 337,265.00	\$ 337,265.00	\$ 337,265.00	\$ 337,265.00
Adjusted Estimated Treatment Costs	\$ 2,999,187.34	\$ 5,107,254.55	\$ 2,811,013.09	\$ 2,811,013.09	\$ 2,999,187.34	\$ 2,811,013.09
Adjusted Estimated Treatment Costs	\$ 19,439,028.40	\$ 17,330,961.19	\$ 19,627,202.65	\$ 19,627,202.65	\$ 19,439,028.40	\$ 19,627,202.65
16/17 Estimated Cost for Treatment (per MG)	\$ 2,174.33	\$ 1,938.54	\$ 2,195.38	\$ 2,195.38	\$ 2,174.33	\$ 2,195.38

Note 2: Corrected Riverside BOD average to 372.25 vs. 366.83 based on June 2016 BOD of 380 not 315

Note 3: 2016/17 Surcharge Rate Calculation

Estimated Regional Treatment Costs

	A-1 City Recommended with Blended Surcharge Levels (Original and New Surcharge Limits)	B-1 RCSD Recommended RCSD / ECSD (Original Surcharge Limits)	C-1 RCSD Recommended Bifurcated JCSD (New Surcharge Limits)
--	---	---	--

Surcharge Rate Calculation  
(15/16 Actual Surcharge Rates)

TSS Surcharge Rate			
15/16 Actual treatment cost (per MG)	\$ 2,174.33	\$ 1,938.54	\$ 2,195.38
Percentage of cost to treat TSS	50%	50%	50%
TSS Surcharge Cost	\$ 1,087.17	\$ 969.27	\$ 1,097.69

15/16 TSS total concentration of flow avg load	326.42	326.42	326.42
Conversion Factor	8.34	8.34	8.34
TSS Total Av Suspension (lb/MG)	2,722.34	2,722.34	2,722.34
TSS Surcharge Rate (per lb.)	\$ 0.40	\$ 0.36	\$ 0.40

BOD Surcharge Rate			
15/16 Actual treatment cost (per MG)	\$ 2,174.33	\$ 1,938.54	\$ 2,195.38
Percentage of cost to treat BOD	40%	40%	40%
BOD Surcharge Cost	\$ 869.73	\$ 775.41	\$ 878.15

15/16 BOD total concentration of flow avg load	\$ 363.83	\$ 363.83	\$ 363.83
Conversion Factor	8.34	8.34	8.34
BOD Total Av Suspension (lb/MG)	3,034.34	3,034.34	3,034.34
BOD Surcharge Rate (per lb.)	\$ 0.29	\$ 0.26	\$ 0.29

10. REVIEW FISCAL YEAR 2016/2017 YEAR-TO-DATE EXPENSES  
AND REVENUES FOR THE WATER OPERATIONS FUND:  
**DM 2017-27**

# Rubidoux Community Services District

## Board of Directors

Christopher Barajas  
Armando Muniz  
Bernard Murphy  
F. Forest Trowbridge  
Hank Trueba Jr.



## Secretary-Manager

David D. Lopez

---

Water Resource Management    Refuse Collection    Street Lights    Fire / Emergency Services    Weed Abatement

## DIRECTORS MEMORANDUM 2017-27

May 18, 2017

**To:** Rubidoux Community Services District  
Board of Directors

**Subject:** Review Expenses and Revenues Year-to-Date for Water Fund  
Operations Projected for FY 2016/2017

### BACKGROUND:

On May 4 and 18, 2017, Rubidoux Community Services District Budget Committee conducted Budget workshops for proposed 2017/2018 and 2018/2019 water operational and capital improvement budgets. With respect to the water budget in current FY 2016/2017, the District reduced (with help from seasonal rains) water consumption year over year by 23% in accordance with the Governor's Executive Order B-29-15. Further, the State Water Resources Control Board in conjunction with the Governor's Office declared the Drought over for most of California.

The budget impacts of the Governor's and State reduction goals coupled with one of the wettest seasons recorded in California significantly reduced water sales for all suppliers. Reduced water sales equal less revenue. In our case, a 23% reduction in water sales was mitigated by a onetime transfer of \$500,000.00 from the COP's to Water Operations. To offset the water revenue losses Staff propose a 6.5% water increase for FY 2017/2018 and have Drafted Ordinance No. 2017-120 with an effective date of July 1, 2017, and presented for your review this afternoon. Based upon an average household consumption of 16 units, the proposed adjustment would calculate to \$2.10 per month increase.

## PRESENTATION BY STATE

As the Board is well aware, Prop. 218 requires public agencies to mail notices to all customers and property owners for all proposed water, sewer and/or trash charges. Requirements state a 45 day public comment period must be maintained prior to scheduling a public hearing and concluding with a protest voting public hearing. AB 3030 attempts to simplify property related fees or charges by allowing implementation of multi-year rate schedules for water, sewer and trash rates. AB 3030 was created for those public agencies that have very little to no control with pass-thru charges over wholesale water agencies, like the Metropolitan Water District of Southern CA, which is not subject to Prop. 218. AB 3030 attempts to correct this disadvantage wholesalers have upon retail agencies by establishing a maximum fee schedule for up to five years. Any adjustment in subsequent years cannot exceed the pricing schedule established within the five year projections. Further, annual adjustments require a 30 day notice period before adoption. Thus, public agencies can react and capture sudden uncontrollable pass-thru charges effectively.

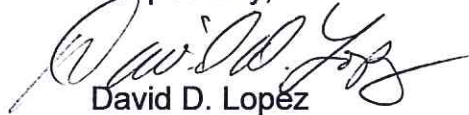
AB 3030 does not circumvent the public's right to know and participate or to protest annual adjustments. On the contrary, AB 3030 requires a 30 day notice period concluding with a public hearing prior to adoption of any annual increase to water, sewer or trash rates.

Finally, adoption of AB 3030 does not over step the Board's review or authority over annual rate review. Any increases to water rates must be reviewed by the Board of Directors. The Board, in turn, must provide the general public the opportunity to review, input or protest before adoption consideration.

**RECOMMENDTION:**

In compliance with AB 3030 (30 day advance Notice of Adoption) , Staff has Notice Ordinance 2017-120 for a Public Hearing at the June 15, 2017, regular meeting of the Rubidoux Community Services District.

Respectfully,



David D. Lopez  
Secretary-Manager

Attachments: Draft Ordinance No. 2017-120  
Exhibits

# Advertising Order Confirmation

# The Press Enterprise

05/04/17 9:06:35AM  
Page 1

<b>Ad Order Number</b> 0010945563	<b>Customer</b> RUBIDOUX COMM SERV DIST	<b>Payer Customer</b> RUBIDOUX COMM SERV DIST	<b>PO Number</b>
<b>Sales Representative</b> Nick Eller	<b>Customer Account</b> 5209178	<b>Payer Account</b> 5209178	<b>Ordered By</b> Brian Jennings
<b>Order Taker</b> Nick Eller	<b>Customer Address</b> 3590 RUBIDOUX BLVD RIVERSIDE, CA 92509	<b>Payer Address</b> 3590 RUBIDOUX BLVD RIVERSIDE, CA 92509	<b>Customer Fax</b> 9513694061
<b>Order Source</b> Select Source	<b>Customer Phone</b> 951-684-7580	<b>Payer Phone</b> 951-684-7580	<b>Customer Email</b>

<b>Current Queue</b> Ready	<b>Invoice Tax1</b> Public Hearing Date Increasing Potable Water	<b>Materials</b>	<b>Promo Type</b>	<b>Special Pricing</b>
<b>Tear Sheets</b> 0	<b>Blind Box</b>			
<b>Ad Number</b> 0010945563-01	<b>Ad Size</b> 3 X 32 Li	<b>Color</b>	<b>Ad Attributes</b>	<b>Production Method</b> Adbooker
<b>External Ad Number</b>	<b>Pick Up</b>	<b>Ad Type</b> Legal Liner	<b>Released for Publication</b>	<b>Production Notes</b>

## NOTICE OF PUBLIC HEARING

OF THE  
RUBIDOUX COMMUNITY SERVICES DISTRICT FOR THE  
ADOPTION OF ORDINANCE NO. 2017-121, AN ORDINANCE  
MAKING INCREASES TO RESIDENTIAL, COMMERCIAL  
AND INDUSTRIAL POTABLE WATER RATES

Notice is hereby given that the Board of Directors of the Rubidoux Community Services District (District) will conduct a Public Hearing on Thursday June 15, 2017, at 4:00 PM, during the regular meeting of the Board of Directors. Subject Public Hearing shall be conducted at 3590 Rubidoux Blvd., Jurupa Valley, CA 92509 at the above time and date.

The purpose of the Public Hearing is for receiving comments as they pertain to Draft Ordinance No. 2017-121 which Authorizes, Directs and Charges Certain Rate Adjustments to Residential, Commercial and Industrial Potable Water Rates.

A draft copy of Draft Ordinance No. 2017-121 is available free to any interested party at the District Office during normal business hours or you may download Ordinance No. 2017-121 at the District's Web Site: [www.rcsd.org](http://www.rcsd.org).

/s/ David D. Lopez  
Secretary-Treasurer  
Date: April 28, 2017

5P, 5M2, 523, 526, 646, 6P

Product	Requested Placement	Requested Position	Run Dates	# Inserts
PE Riverside-Full Run	Legals CLS	General - 1076~	05/09/17, 05/12/17, 05/23/17, 05/26/17, 06/06/17, 06/09/17	6

<b>Order Charges:</b>	<u>Net Amount</u>	<u>Tax Amount</u>	<u>Total Amount</u>	<u>Payment Amount</u>	<u>Amount Due</u>
	874.80	0.00	874.80	0.00	\$874.80

If this confirmation includes an advertising proof, please check your proof carefully for errors, spelling, and/or typos. Errors not marked on the returned proof are not subject to credit or refunds.

Please note: To meet our printer's deadline, we must have your proof returned by the published deadline, and as indicated by your sales rep.

## Rubidoux Community Services District

WATER FUND SUMMARY						
Line	Income/Revenue	Actual	Year to Date	Budget	Projected	Projected Variance
#	General Ledger Description	Revenue FY 15/16	Actual FY 16/17	Fiscal Year FY 16/17	Actual FY 16/17	(Actual to Budget) (Under)/Over
1	SALES RESIDENTIAL	\$ 2,860,340	\$ 2,156,497	\$ 3,047,300	\$ 3,234,746	\$ 187,446
2	SALES COMMERCIAL	1,201,919	817,751	1,043,400	1,226,627	183,227
3	LATE CHARGES	141,242	105,376	155,000	158,064	3,064
4	SERVICE & RECONNECT CHARGES	26,860	16,670	25,000	25,005	5
5	METER REPLACEMENT (SALES)	27,650	17,555	8,000	18,500	10,500
6	INTEREST INCOME	28,862	23,218	15,000	34,827	19,827
7	MISCELLANEOUS INCOME	36,550	38,342	40,000	43,000	3,000
8	Total Income & Revenue for Budget	\$ 4,323,423	\$ 3,175,410	\$ 4,333,700	\$ 4,740,769	\$ 407,069
Line	Expense	Actual	Year to Date	Budget	Projected	Projected Variance
#	General Ledger Description	Expenses FY 15/16	Actual FY 16/17	Fiscal Year FY 16/17	Actual FY 16/17	(Actual to Budget) (Under)/(Over)
9	SALARIES EXPENSE	\$ 1,071,450	\$ 708,908	\$ 1,029,100	\$ 1,165,300	\$ (136,200)
10	CASH BENEFIT EXPENSE	96,531	62,867	97,000	101,600	(4,600)
11	PAYROLL TAX EXPENSE	92,863	59,034	98,000	92,900	5,100
12	HEALTH & RETIREMENT EXPENSE	505,748	444,231	585,000	580,000	5,000
13	PUMP ENERGY COSTS	503,100	238,820	513,000	358,230	154,770
14	WATER ANALYSES EXPENSE	52,775	30,611	55,000	45,917	9,084
15	BAD DEBT EXPENSE	32,941	10,938	45,000	33,000	12,000
16	OPERATING SUPPLIES/EQUIP RENT	246,991	120,905	175,000	200,000	(25,000)
17	N03 PInt - Supplies and Energy	169,442	140,806	200,000	211,209	(11,209)
18	R & M VEHICLE	33,544	10,979	25,000	16,469	8,532
19	R & M EQUIPMENT, HEAVY	16,966	12,014	10,000	18,021	(8,021)
20	R & M WATER SYSTEM	194,669	93,435	150,000	140,153	9,848
21	R & M FIELD OFFICE	6,674	13,440	7,500	20,160	(12,660)
22	CHEMICAL/MINERAL SUPPLIES	43,360	31,523	50,000	47,285	2,716
23	GAS ALLOWANCE	5,400	3,150	7,000	4,725	2,275
24	REGULATORY FEE/STATE	5,825	7,584	20,000	11,376	8,624
25	CLOTHING/SHOE EXPENSE	7,503	1,522	7,500	2,283	5,217
26	CONSERVATION EDUC PROGRAM	-	40	5,000	60	4,940
27	CROSS CONNECTION	-	210	5,000	315	4,685
28	UTILITIES/TELEPHONE/GASOLINE	53,098	27,619	55,000	41,429	13,572
29	DUES/SUBSCRIP/EDUC/MILE/SEMNRS	12,489	1,400	12,000	1,500	10,500
30	PERMITS/ASSOCIATION DUES	28,718	-	26,000	23,644	2,356
31	LIABILITY INSURANCE	45,838	26,378	50,000	45,300	4,700
32	WORKERS COMP INSURANCE	30,159	14,019	45,000	20,000	25,000
33	FLEET REPLACEMENT	1,770	-	50,000	55,000	(5,000)
34	ATTORNEY FEES	-	-	5,000	-	5,000
35	ENGINEERING FEES	81,002	11,415	43,000	43,000	-
36	LOSS CLAIMS	-	-	20,000	-	20,000
37	PUBLICATION OF PUBLIC NOTICES	500	624	3,500	936	2,564
38	MISCELLANEOUS EXPENSE	-	5,104	5,000	5,100	(100)
39	ACCRUED EMP BENE (buyout)	39,071	31,100	49,000	31,100	17,900
40	GIS/MAPPING (Maintenance)	1,572	-	2,500	2,500	-
41	AMR EQUIPMENT (RADIO READ)	-	-	50,000	-	50,000
42	AERIAL PHOTO	-	-	3,500	3,500	-
43	URBAN WATER MGMT PLAN (UWMP)	31,331	24,608	40,000	24,608	15,392
44	ADMIN GENERAL EXPENSE	550,000	450,000	600,000	600,000	-
45	MN PLANT SRL	364,200	182,098	364,194	364,200	(6)
46	SRL CAPITAL RPLCMT (Contractual Obligation)	91,000	-	91,000	110,000	(19,000)
47	GENERATOR WELL #8	65,583	-	-	COMPLETE	-
48	SIGNBOARDS	68,418	-	-	COMPLETE	-
49	E-CITIZEN SOFTWARE	10,100	-	-	COMPLETE	-
50	CRANE TRUCK (35% Swr / 65% Wtr)	-	-	-	NEW	-
51	ENGINEERING DEPT PRINTER & PLOTTER	-	-	-	NEW	-
52	BACKHOE	-	-	80,000	71,304	8,696
53	Total Expenditures for Budget	\$ 4,560,631	\$ 2,765,382	\$ 4,678,794	\$ 4,492,122	\$ 186,673
54	OPERATING CASH TO (FROM) RESERVES	(237,208)	-	(345,094)	248,647	-



**ORDINANCE NO. 2017-121**

**AN ORDINANCE OF THE BOARD OF DIRECTORS OF THE RUBIDOUX  
COMMUNITY SERVICES DISTRICT AMENDING AND SETTING CERTAIN USER  
CHARGES FOR THE DELIVERY OF POTABLE WATER TO RESIDENTIAL,  
COMMERCIAL AND INDUSTRIAL CUSTOMERS**

**WHEREAS**, the Rubidoux Community Services District (District) is empowered to provide a reliable potable source of water for the health, welfare and safety of the community and its residents; and,

**WHEREAS**, treatment requirements, energy costs, water quality monitoring, infrastructure maintenance and replacement, disinfection requirements, exterior and interior reservoir coatings, and personnel costs have increased and consequently added to the production cost of providing potable water to District residents and customers; and,

**WHEREAS**, The District completed a potable Manganese Removal Water Treatment Plant in 2014 and funded, in total, with State Revolving Loan Monies and consequently, is obligated to repay the loan (Principal and Interest) with an annual debt payment \$364,195.00; and,

**WHEREAS**, In April 2015, Governor Brown signed Executive Order B-29-15 which mandated a Statewide Water Conservation Reduction of 25%; and,

**WHEREAS**, the State Water Resources Control Board (SWRCB) ordered a 28% reduction of Water sales for the Rubidoux Community Services District with punitive consequences if reduction targets were missed; and,

**WHEREAS**, the Rubidoux Community Services District achieved a 23% reduction in water sales in from June 2016 to February 2017; and,

**WHEREAS**, the result of a 23% water conservation affected water fund revenues proportionally, consequently, the water fund budget was short fall of its anticipated revenues; and,

**WHEREAS**, to ensure the District has a safe and significant ground water source of potable water for present and future customers and residents, the Board of Directors reviewed anticipated expenses against projected revenues and determined insufficient funds will be generated in Fiscal Year 2017/2018, thereby resulting in a precarious level of operating revenues for the reliable and safe operations of the Water Fund; and,

**WHEREAS**, Government Code Section 61000 et seq., a community services district must charge a fee for the actual cost of providing certain services or improvements, including among other things potable water, pumping facilities, reservoir structures, pipeline conveyance, energy charges, personnel costs, treatment facilities, debt and other operational and maintenance costs associated with the extraction, storage, delivery, transmission and treatment of potable water; and,

**WHEREAS**, on March 6, 2014, regular Board meeting of the Rubidoux Community Services District Board of Directors duly noticed and conducted the Public Hearing and Protest Election pursuant to Prop. 218 requirements and compliant to AB 3030 and determined the 6.5% "Pass Through" charge are necessary costs in the treatment and delivery of potable water; and,

**WHEREAS**, the Board of Directors have duly noticed and conducted a Public Hearing for the adoption of Ordinance No. 2017-121 at the June 15, 2017, regular Board Meeting of the Rubidoux Community Services District; and,

**NOW THEREFORE BE IT ORDAINED AS FOLLOWS:**

1. That the Foregoing recitals are true and correct.
2. This afternoon's Notice of Public Hearing for Adoption of Ordinance 2017-121 was duly notice and posted compliant to the requirements of Prop. 218 and pursuant to AB 3030.

3. The Potable Water charges for residential, commercial and industrial users are more specifically outlined in Exhibit "A" and made a part of this ordinance.
  
4. Ordinance 2017-121 shall supersede Ordinance No. 2016-119 in its entirety and shall have an effective date of July 1, 2017.

**INTRODUCED, ADOPTED AND APPROVED** on the 15th day of June, 2017, upon the following roll call vote:

**AYES:**

**NOES:**

**ABSENT:**

**ABSTENTIONS:**

---

Armando Muniz, President

**(SEAL)**

**ATTEST:**

---

David D. Lopez, Secretary-Manager

**APPROVED TO FORM AND CONTENT:**

---

John R. Harper, District General Counsel

**RUBIDOUX COMMUNITY SERVICES DISTRICT MONTHLY WATER RATES  
EFFECTIVE JULY 20, 2017  
ORDINANCE NO. 2017-121**

**EXHIBIT "A"**

<b>*Residential</b>	
<b>Tier Per Unit**</b>	<b>Adopted Rate</b>
0 - 5	\$ 1.14
6 - 12	\$ 1.51
13 - 20	\$ 1.84
21 - 29	\$ 2.16
30 - 9999	\$ 2.69

<b>*Commercial</b>	
<b>Tier Per Unit**</b>	<b>Adopted Rate</b>
0 - 5	\$ 1.16
6 - 12	\$ 1.53
13 - 20	\$ 1.86
21 - 29	\$ 2.17
30 - 9999	\$ 2.70

<b>*Residential</b>	
<b>Standby</b>	<b>Adopted Rate</b>
5/8" Meter	\$ 24.04
3/4" Meter	\$ 30.78
1" Meter	\$ 43.03
1 1/2" Meter	\$ 64.46
2" Meter	\$ 95.08

<b>*Commercial</b>	
<b>Standby</b>	<b>Adopted Rate</b>
5/8" Meter	\$ 27.33
3/4" Meter	\$ 36.65
1" Meter	\$ 53.28
1 1/2" Meter	\$ 79.02
2" Meter	\$ 118.34
3" Meter	\$ 171.71
4" Meter	\$ 243.39
6" Meter	\$ 517.98

*\* Meters serving multi-units shall be assessed by either meter size or units served, whichever is greater.*

*\*\* A "Unit" is equal to 100 cubic feet, or 748 gallons of water.*

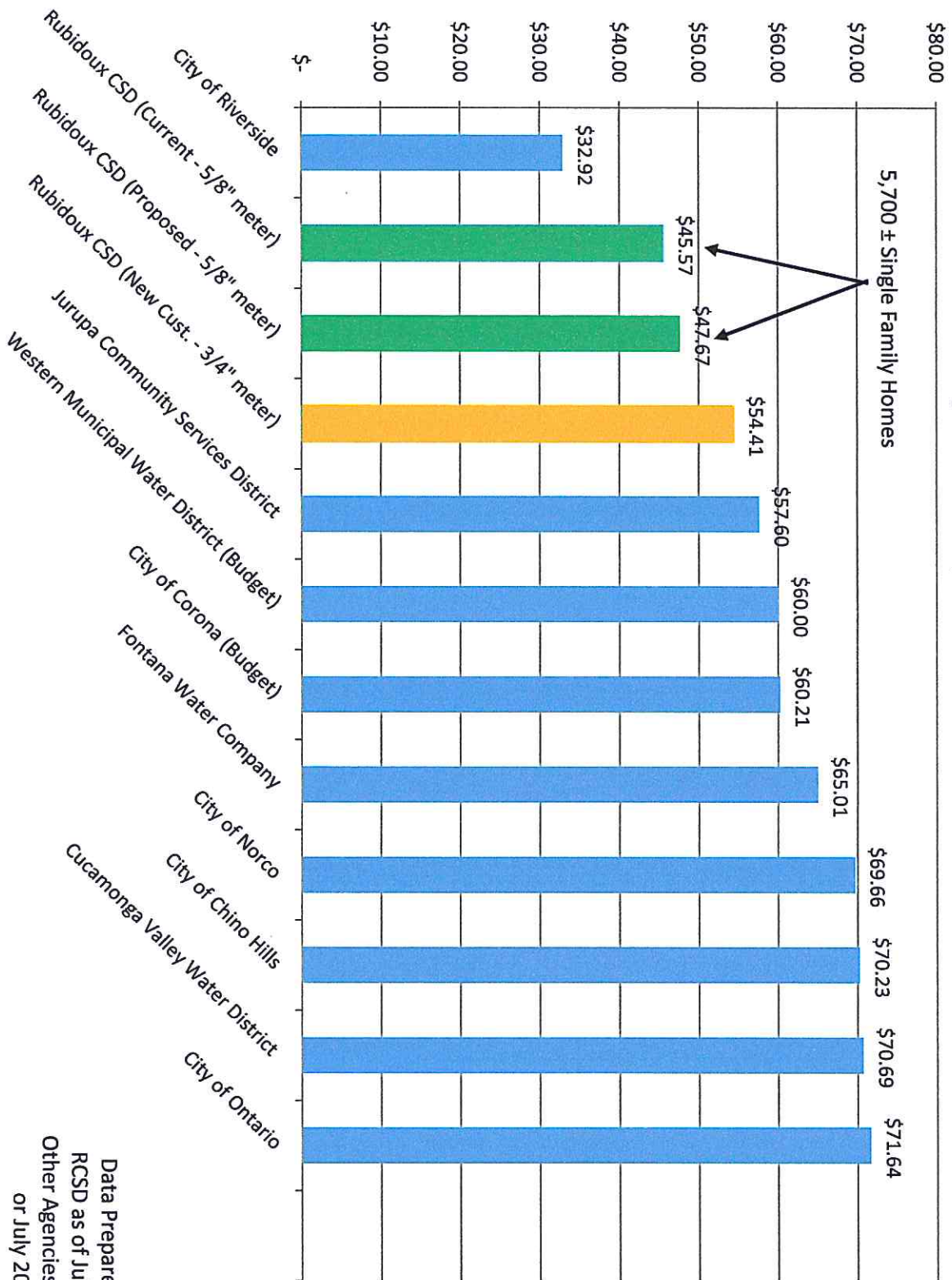
# Rubidoux Community Services District

## 16 Units of Water

### Current Vs Proposed 6.5%



## Water Rate Comparison Average Monthly Water Bill Based on 16 HCF



Data Prepared by:  
 RCSD as of July 2017  
 Other Agencies current  
 or July 2017

11. COMPLETION OF THE TILTON AVENUE SEWER PIPELINE  
CONSTRUCTION AND CONSIDERATION TO FILE A  
"NOTICE OF COMPLETION": **DM 2017-28**

# Rubidoux Community Services District

## Board of Directors

Armando Muniz  
Bernard Murphy  
F. Forest Trowbridge  
Hank Trueba Jr.  
Ruth Anderson Wilson



## Secretary-Manager

David D. Lopez

---

Water Resource Management    Refuse Collection    Street Lights    Fire / Emergency Services    Weed Abatement

## DIRECTORS MEMORANDUM 2017-28

May 18, 2017

To:     Rubidoux Community Services District  
        Board of Directors

Subject: Consideration to file a Notice of Completion for the Tilton Avenue Sewer Improvement Project – E. J. Meyer Company, Inc.

### **BACKGROUND:**

At the September 1, 2016, regular meeting of the Rubidoux Community Services District, the Board approved DM 2016-58 which awarded the construction of the Tilton Avenue Sewer Improvement Project to E. J. Meyer Company, Inc. in the amount of \$669,699.00 (see attached DM 2016-58 excerpt).

The improvements replaced approximately 2,100 LF of existing 8” and 10” sewer mains with 12” and 15” pipes in Tilton Avenue from Rubidoux Boulevard to Riverview Drive.

The work performed by E. J. Meyer is now complete. There were two Change Orders resulting in a contract decrease of \$78,791.44. The reason for the substantial decrease was the District coordinating work with the City of Jurupa Valley and their repaving efforts. The District removed the paving effort from E. J. Meyer’s contract and will pay the City the \$78,791.44 to cover our portion of the repaving work. The net result is a zero cost change to the total project cost. E. J. Meyer completed the work in a safe and efficient manner. The adjusted contract amount (with Change Orders) is \$590,907.56.

To date, the contractor has been paid \$561,362.18 (including a check being processed at tonight’s Board meeting). This amount represents 100% of the contract less retention.

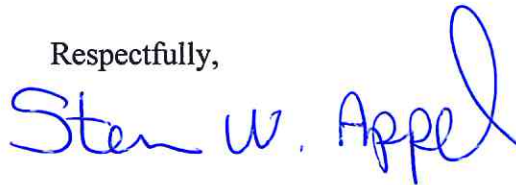


**RECOMMENDATION:**

Staff recommends the following to the Rubidoux Community Services District Board of Directors this afternoon:

1. Accept the work performed by E. J. Meyer Company, Inc. on the Tilton Avenue Sewer Improvement Project as complete and conforming to the bid specifications.
2. Authorize the execution and filing of the Notice of Completion for the project in the amount of \$590,907.56 which starts the 35-day lien period for the contractor (E. J. Meyer Company, Inc.).

Respectfully,




STEVEN W. APPEL, PE  
Assistant General Manager/  
District Engineer

Attachment: Copy of DM 2016-58 (Excerpt)  
Copy of Notice of Completion

EXCERPT

## Rubidoux Community Services District

**Board of Directors**  
Theodore Melms  
Armando Muniz  
John Skerbelis  
F. Forest Trowbridge  
Ruth Anderson Wilson



**Secretary-Manager**  
David D. Lopez

---

Water Resource Management      Refuse Collection      Street Lights      Fire / Emergency Services      Weed Abatement

**DIRECTORS MEMORANDUM 2016-58**

September 1, 2016

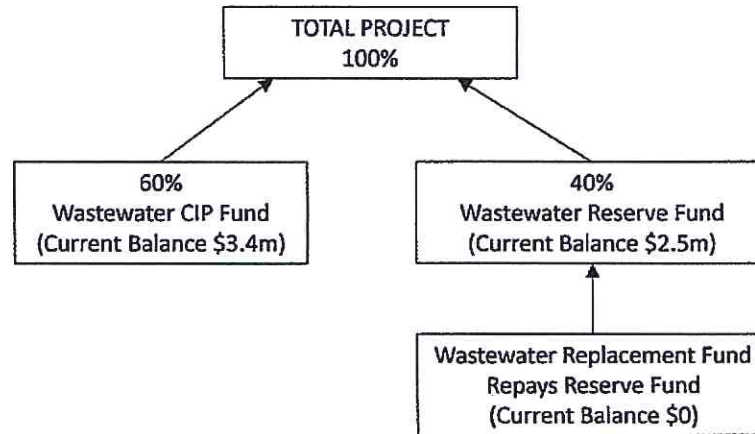
To:      Rubidoux Community Services District  
            Board of Directors

Subject: Consideration to Award the Tilton Avenue Sewer Pipeline Construction Project

**BACKGROUND:**

As authorized by the Board of Directors (attached DM 2016-32 as Exhibit "A"), Staff solicited bids for the construction of the 12" and 15" Tilton Avenue sewer pipeline from Rubidoux Blvd to Riverview Drive (total pipeline length of 2,150 LF). This project was identified in the District's recently adopted Wastewater Facilities Master Plan as a required project to eliminate surcharging of peak flows and maintenance issues associated with the existing 8" and 10" sewers as well as to strengthen the District's wastewater collection network.

On Wednesday, August 17, 2016, Staff received and opened 7 (seven) bids from contractors. The bids ranged from \$669,699.00 to \$1,366,149.65 with an engineer's estimate of \$671,512.30. Since this project has a dual purpose (replace failing pipelines and add flow capacity), funding should be shared by the Wastewater CIP Fund (60%) and the newly created Wastewater Replacement Fund (40%). Advance funding for Replacement Fund portion of the project will come from the Wastewater Reserve Fund and will be repaid from the Wastewater Replacement Fund when funds are received. Currently the funds mentioned above have the following balances: Wastewater CIP Fund = \$3.4 million; Wastewater Reserve Fund = \$2.5 million; and the Wastewater Replacement Fund = \$0.00 (but will accrue approximately \$100,000.00 per year). Graphically, the flow of money will be as follows:



As stated in TKE Engineering's attached memo (Exhibit "B"), E.J. Meyer Company (Meyer) was the lowest submitted proposal with a bid of \$669,699.00. No irregularities were noted and the recommendation is to award the construction contract to Meyer. Meyer's bid excerpt is attached as Exhibit "C".

To better manage this project, Staff has requested an engineering services proposal from TKE Engineering to provide necessary Construction Management and Inspection (CM&I) services. TKE has done numerous design and CM&I projects for the District and is qualified to manage this project. TKE's \$86,800.00 proposal was reviewed and evaluated, and it is Staff's recommendation to award the CM&I portion of this project to TKE. TKE's August 24, 2016, proposal is attached for your reference as Exhibit "D".

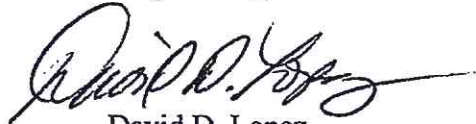
Finally, another important aspect of this project is the geotechnical testing and observation (soils testing) for this construction project. Staff requested and received a geotechnical Proposal from John Byerly, Inc. Byerly's proposal is \$6,050.00 and a copy is included for your reference as Exhibit "E".

**RECOMMENDATION:**

Staff has reviewed the bids and proposals and recommends the following to the Rubidoux Community Services District Board of Directors:

1. Approve and Encumber a total project budget in the amount of \$800,000.00 [to be funded 60% from the Wastewater CIP Fund and 40% from the Wastewater Reserve Fund (and repaid by the newly created Wastewater Replacement Fund)];
2. Award the Tilton Avenue Sewer Construction Project to E.J. Meyer Company in the amount of \$669,699.00;
3. Approve the Construction Management & Inspection services proposal from TKE Engineering in the amount of \$86,800.00; and,
4. Approve the Geotechnical test services proposal from John Byerly, Inc. in the amount of \$6,050.00.

Respectfully,



David D. Lopez  
Secretary-Manager

attach: "A" - DM 2016-32 (May 19, 2016)  
"B" - TKE Recommendation Memo (Aug 19, 2016)  
"C" - Meyer Bid Excerpt (Aug 17, 2016)  
"D" - TKE CM&I Proposal (Aug 24, 2016)  
"E" - John Byerly Geotech Proposal (Aug 23, 2016)

**NOT INCLUDED**

RECORDING REQUESTED BY

AND WHEN RECORDED MAIL TO:

Rubidoux Community Services District  
P.O. Box 3098  
Jurupa Valley, CA 92519-3098

(Gov't Code 6103)  
No tax due (Grantee is a public agency)

SPACE ABOVE THIS LINE FOR RECORDER'S USE ONLY

### NOTICE OF COMPLETION

Notice is hereby given by the undersigned owner, a public entity of the State of California, that a public work of improvement has been completed, as follows:

**Project title or description of work:** Tilton Avenue Sewer Improvements  
**Date of Completion:** April 28, 2017  
**Nature or estate of owner:** In fee  
**Address of owner:** Rubidoux Community Services District  
3590 Rubidoux Blvd, Jurupa Valley, CA 92509  
**Name of contractor:** E. J. Meyer Company, Inc.  
P. O. Box 277, Highland, CA 92346  
**Surety of Contractor:** Great American Insurance Company  
301 E. 4<sup>th</sup> Street, Cincinnati, OH 45202  
**Street address or  
Legal description of site:** Tilton Avenue Right-of-Way (from Rubidoux Blvd to east of Riverview Dr)

**Dated:** May 18, 2017

**Owner:** Rubidoux Community Services District  
(Name of Public Entity)

**By:** \_\_\_\_\_

**Title:** Armando Muniz, President, Board of Directors

### VERIFICATION

I, the undersigned, say: I am the Assistant General Manager/District Engineer of the declarant of the foregoing notice of completion; I have read said notice of completion and know the contents thereof; the same is true of my knowledge.

I declare under penalty of perjury that the foregoing is true and correct.

Executed on May 18, 2017, at Jurupa Valley, California


\_\_\_\_\_  
STEVEN W. APPEL  
Assistant General Manager/District Engineer

12. RECEIVE AND FILE STATEMENT OF CASH ASSET SCHEDULE  
ENDING APRIL 2017 FOR ALL DISTRICT FUND ACCOUNTS:  
**DM 2017-29**

# Rubidoux Community Services District

## Board of Directors

Christopher Barajas  
Armando Muniz  
Bernard Murphy  
F. Forest Trowbridge  
Hank Trueba Jr.



## Secretary-Manager

David D. Lopez

---

Water Resource Management    Refuse Collection    Street Lights    Fire / Emergency Services    Weed Abatement

## DIRECTORS MEMORANDUM 2017-29

May 18, 2017

**To:** Rubidoux Community Services District  
Board of Directors

**Subject:** Receive and File April's Statement of Cash Asset Schedule

### BACKGROUND:

Attached for the Board of Directors' consideration is the April 2017, Statement of Cash Asset Schedule Report for all District Fund Accounts. Our YTD interest is \$113,620.00 for District controlled accounts. With respect to District "Funds in Trust", we show \$4,741.00 which has been earned and posted. The District has a combined YTD interest earned total of \$118,361.74 as of April 30, 2017.

With respect to the District's Operating Funds (Excluding Restricted Funds and Operating Reserves), we show a balance of \$3,983,879.00 ending April 30, 2017. That's **\$858,119.00 LESS** than July 1, 2016, beginning balance of \$4,841,998.00.

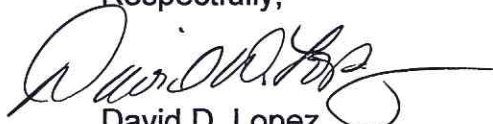
Further, the District's Field/Admin Fund current fund balance is \$257,970.00.

Submitted for the Board of Directors consideration is the **April 2017, Statement of Cash Asset Schedule Report** for your review and acceptance this afternoon.

**RECOMMENDATION:**

Staff recommends to **“Receive and File”** the April 2017 Statement of Cash Asset Schedule Report to the Rubidoux Community Services District Board of Directors.

Respectfully,



David D. Lopez  
Secretary-Manager

Attachment: April 2017, Cash Asset Schedule Report



RUBIDOUX COMMUNITY SERVICES DISTRICT

INVESTMENT SUMMARY - APRIL 30, 2017  
CASH BASIS

	Beg. Bal. 7/1/2016	YTD Int.	Other Activity YTD	Balance 4/30/2017	YTD Avg. Int. Rate
Fire Mitigation	\$1,273,969.66	\$7,926.04	\$27,600.20	\$1,309,495.90	0.61%
Wastewater CIP	3,417,090.15	15,935.79	(53,657.37)	3,379,368.57	0.47%
Water CIP	2,413,983.88	7,980.44	381,577.86	2,803,542.18	0.28%
<b>Operating</b>	<b>4,841,998.01</b>	<b>28,614.28</b>	<b>(886,732.81)</b>	<b>3,983,879.48</b>	<b>0.72%</b>
Water Operating Reserve	3,175,185.66	17,099.16	251,948.12	3,444,232.94	0.50%
Water Replacement Reserve	450,201.61	3,309.18	106,203.08	559,713.87	0.59%
COP Reserve	2,577,495.27	17,877.16	326,272.40	2,921,644.83	0.61%
Wastewater Operating Reserve	2,513,447.46	13,104.33	(148,465.00)	2,378,086.79	0.55%
Field/admin Fund	232,377.31	1,774.01	25,819.50	259,970.82	0.68%
Funds in Trust	730,815.81	4,741.35	1,842.13	737,399.29	0.64%
Total Investments	<b>\$21,626,564.82</b>	<b>\$118,361.74</b>	<b>\$32,408.11</b>	<b>\$21,777,334.67</b>	<b>0.54%</b>

RUBIDOUX COMMUNITY SERVICES DISTRICT  
**CASH ASSET SCHEDULE**  
**INVESTMENT ACTIVITY**  
 FOR PERIOD APRIL 1, 2017 THRU APRIL 30, 2017  
 CASH BASIS  
**FIRE MITIGATION**

<u>DATE</u>	<u>INSTITUTION</u>	<u>INSTRUMENT</u>	<u>MATURITY</u>	<u>STATUS</u>	<u>PURCHASE / REDEEM</u>	<u>INT. RATE</u>	<u>INTEREST</u>	<u>PAR/ BALANCE</u>	<u>TOTAL</u>
4/1/2017	Premier Bank	CD		Beg. Bal.		1.00	-	170,000.20	
	Premier Bank			Interest			-	170,000.20	
	Premier Bank			Redeem	-			170,000.20	
4/30/2017	Premier Bank	CD	4/3/2018	Purchase	-			170,000.20	
4/1/2017	Premier Bank	Checking		Beg. Bal.		0.00	-	8,835.50	
	Premier Bank	Fire Mitig		Activity			-	8,835.50	
4/30/2017	Premier Bank			End Bal.				8,835.50	
4/1/2017	LAIF	Fire Mitigation		Beg. Bal.		0.78		1,116,685.28	
	LAIF			Interest			2,174.30	1,118,859.58	
4/30/2017	LAIF			Activity	-			1,118,859.58	
4/1/2017	Premier Bank	Safekeeping		Beg. Bal.		0.00	-	11,800.62	
				Activity			-	-	
4/30/2017	Premier Bank			End Bal.				11,800.62	1,309,495.90

RUBIDOUX COMMUNITY SERVICES DISTRICT  
 CASH ASSET SCHEDULE  
 INVESTMENT ACTIVITY  
 FOR PERIOD APRIL 1, 2017 THRU APRIL 30, 2017  
 CASH BASIS  
 WASTEWATER CIP FUNDS

<u>DATE</u>	<u>INSTITUTION</u>	<u>INSTRUMENT</u>	<u>MATURITY</u>	<u>STATUS</u>	<u>PURCHASE / REDEEM</u>	<u>INT. RATE</u>	<u>INTEREST</u>	<u>PAR/ BALANCE</u>	<u>TOTAL</u>
4/1/2017	LAIF	<b>Sewer Mainline</b>		Beg. Bal.				2,167,763.67	
4/30/2017	LAIF			Interest		0.78	4,220.86	2,171,984.53	
4/30/2017	LAIF			Activity	(140,737.71)			2,031,246.82	
4/1/2017	LAIF	<b>Sewer WWR</b>		Beg. Bal.				78,938.84	
4/30/2017	LAIF			Interest		0.78	153.70	79,092.54	
4/30/2017	LAIF			Activity	-			79,092.54	
4/1/2017	CBB-CDARS	<b>CD</b>		Beg. Bal.				600,000.00	
4/30/2017	CBB-CDARS			Interest	24.65	0.05	-	600,000.00	
4/30/2017	CBB-CDARS			Redeem	-			600,000.00	
4/30/2017	CBB-CDARS		5/25/2017	Purchase	-			600,000.00	
4/1/2017	CBB-CDARS	<b>CD</b>		Beg. Bal.				600,000.00	
4/30/2017	CBB-CDARS			Interest	24.66	0.05	-	600,000.00	
4/30/2017	CBB-CDARS			Redeem	-			600,000.00	
4/30/2017	CBB-CDARS		6/1/2017	Purchase	-			600,000.00	
4/1/2017	CBB	<b>Safekeeping</b>		Beg. Bal.				68,979.90	
4/30/2017	CBB			Activity		0.10	49.31	-	
4/30/2017	CBB			End Bal.				69,029.21	3,379,368.57

RUBIDOUX COMMUNITY SERVICES DISTRICT  
**CASH ASSET SCHEDULE**  
**INVESTMENT ACTIVITY**  
 FOR PERIOD APRIL 1, 2017 THRU APRIL 30, 2017  
 CASH BASIS  
**WATER CIP FUNDS**

<u>DATE</u>	<u>INSTITUTION</u>	<u>INSTRUMENT</u>	<u>MATURITY</u>	<u>STATUS</u>	<u>PURCHASE / REDEEM</u>	<u>INTEREST RATE</u>	<u>INTEREST</u>	<u>PAR/ BALANCE</u>	<u>TOTAL</u>
4/1/2017	LAIF	<b>Water Mainline</b>		Beg. Bal.		0.78		814,992.15	
4/30/2017	LAIF			Interest			1,586.87	816,579.02	
	LAIF			Activity	-			816,579.02	
4/1/2017	Premier Bank	<b>CD</b>		Beg. Bal.		1.00		575,000.00	
	Premier Bank			Activity			-	575,000.00	
	Premier Bank			Redeem	-			575,000.00	
4/30/2017	Premier Bank	<b>CD</b>	4/3/2018	Purchase	-			575,000.00	
4/1/2017	Citizens Bus	<b>CD</b>		Beg. Bal.		0.25		225,000.00	
	Citizens Bus			Activity			-	225,000.00	
	Citizens Bus			Redeem	-	n/a		225,000.00	
4/30/2017	Citizens Bus	<b>CD</b>	5/9/2017	Purchase	-			225,000.00	
4/1/2017	CBB-CDARS	<b>CD</b>		Beg. Bal.		0.05		500,000.00	
	CBB-CDARS			Activity	(62.35)		62.35	500,000.00	
	CBB-CDARS			Redeem	500,000.00	n/a		1,000,000.00	
4/30/2017	CBB-CDARS	<b>CD</b>	4/27/2017	Purchase	(500,000.00)			500,000.00	
4/1/2017	CBB-CDARS	<b>CD</b>		Beg. Bal.		0.05		630,000.00	
	CBB-CDARS			Activity	(78.55)		78.55	630,000.00	
	CBB-CDARS			Redeem	630,000.00	n/a		1,260,000.00	
4/30/2017	CBB-CDARS	<b>CD</b>	4/27/2017	Purchase	(630,000.00)			630,000.00	

RUBIDOUX COMMUNITY SERVICES DISTRICT  
**CASH ASSET SCHEDULE**  
**INVESTMENT ACTIVITY**  
 FOR PERIOD APRIL 1, 2017 THRU APRIL 30, 2017  
 CASH BASIS

4/1/2017	Premier Bank	<b>Safekeeping</b>	Beg. Bal.		40,010.23
4/30/2017	Premier Bank		Activity	0.00	40,010.23
	Premier Bank		End Bal.		40,010.23
4/1/2017	CBB	<b>Safekeeping</b>	Beg. Bal.		16,812.03
4/30/2017	CBB		Activity	140.90	16,952.93
	CBB		End Bal.	0.10	2,803,542.18

RUBIDOUX COMMUNITY SERVICES DISTRICT  
**CASH ASSET SCHEDULE**  
**INVESTMENT ACTIVITY**  
 FOR PERIOD APRIL 1, 2017 THRU APRIL 30, 2017  
 CASH BASIS  
**OPERATING FUNDS**

<u>DATE</u>	<u>INSTITUTION</u>	<u>INSTRUMENT</u>	<u>MATURITY</u>	<u>STATUS</u>	<u>DEPOSIT/ WITHDRAW</u>	<u>INTEREST RATE</u>	<u>INTEREST</u>	<u>PAR/ BALANCE</u>	<u>TOTAL</u>
4/1/2017	Premier Bank	<b>Checking-Gen.</b>		Beg. Bal.			-	111,145.30	
	Premier Bank			Deposits	1,542,510.72	0.00	-	1,653,656.02	
4/30/2017	Premier Bank			Disbursements	(1,529,432.34)			124,223.68	
4/1/2017	Premier Bank	<b>Checking</b>		Beg. Bal.			-	12,291.95	
	Premier Bank	<b>Property Tax</b>		Deposits	190,280.86	0.00	-	202,572.81	
4/30/2017	Premier Bank			Disbursements	(197,000.00)			5,572.81	
4/1/2017	Premier Bank	<b>Checking-Sewer</b>		Beg. Bal.			-	4,677.11	
	Premier Bank			Deposits	237,509.87	0.00	-	242,186.98	
4/30/2017	Premier Bank			Disbursements	(239,430.10)			2,756.88	
4/1/2017	Premier Bank	<b>Checking-Water</b>		Beg. Bal.			-	599,038.43	
	Premier Bank			Deposits	949,963.54	0.00	-	1,549,001.97	
4/30/2017	Premier Bank			Disbursements	(975,169.02)			573,832.95	
4/1/2017	Premier Bank	<b>Checking-W.R.</b>		Beg. Bal.			-	8,608.95	
	Premier Bank			Deposits	-	0.00	-	8,608.95	
4/30/2017	Premier Bank			Disbursements	(1,175.32)			7,433.63	

RUBIDOUX COMMUNITY SERVICES DISTRICT  
**CASH ASSET SCHEDULE**  
**INVESTMENT ACTIVITY**  
 FOR PERIOD APRIL 1, 2017 THRU APRIL 30, 2017  
 CASH BASIS  
**OPERATING FUNDS**

<u>DATE</u>	<u>INSTITUTION</u>	<u>INSTRUMENT</u>	<u>MATURITY</u>	<u>STATUS</u>	<u>DEPOSIT/ WITHDRAW</u>	<u>INTEREST RATE</u>	<u>INTEREST</u>	<u>PAR/ BALANCE</u>	<u>TOTAL</u>
4/1/2017	Premier Bank	<b>Checking-COP</b>		Beg. Bal				62,150.37	
	Premier Bank			Deposits	-	0.00	-	62,150.37	
4/30/2017	Premier Bank			Disbursements	(9,726.97)			52,423.40	
4/1/2017	Premier Bank	<b>CD</b>		Beg. Bal.				255,000.00	
	Premier Bank			Activity		1.00	-	255,000.00	
	Premier Bank			Redeem	-			255,000.00	
4/30/2017	Premier Bank	<b>CD</b>	5/3/2017	Purchase	-			255,000.00	
4/1/2017	Premier Bank	<b>Operations</b>		Beg. Bal				17,743.64	
	Premier Bank	<b>Safekeeping</b>		Deposits	-	0.00		17,743.64	
4/30/2017	Premier Bank			Disbursements				17,743.64	
4/1/2017	LAIF	<b>Gen. Fund-Prop Tax</b>		Beg. Bal				2,498,025.51	
	LAIF	Qtrly. Interest		Deposits	365,000.00	0.78	4,863.91	2,867,889.42	
4/30/2017	LAIF			Disbursements	(130,000.00)			2,737,889.42	
4/1/2017	LAIF	<b>Water Op.</b>		Beg. Bal				237,898.84	
	LAIF	Qtrly. Interest		Deposits	287,605.00	0.78	463.21	525,967.05	
4/30/2017	LAIF			Disbursements	(333,163.46)			192,803.59	
4/1/2017	LAIF	<b>Sewer Op.</b>		Beg. Bal				13,435.61	
	LAIF	Qtrly. Interest		Deposits	240,737.71	0.78	26.16	254,199.48	
4/30/2017	LAIF			Disbursements	(240,000.00)			14,199.48	3,983,879.48

RUBIDOUX COMMUNITY SERVICES DISTRICT  
**CASH ASSET SCHEDULE**  
**INVESTMENT ACTIVITY**  
 FOR PERIOD APRIL 1, 2017 THRU APRIL 30, 2017  
 CASH BASIS  
**RESERVED FUNDS**

<u>DATE</u>	<u>INSTITUTION</u>	<u>INSTRUMENT</u>	<u>MATURITY</u>	<u>STATUS</u>	<u>DEPOSIT/ WITHDRAW</u>	<u>INTEREST RATE</u>	<u>INTEREST</u>	<u>PAR/ BALANCE</u>	<u>TOTAL</u>
4/1/2017	LAIF	<b>Water Op. Reserve</b>		Beg. Bal				3,437,539.70	
4/30/2017	LAIF	Qtrly. Interest		Deposits	-	0.78	6,693.24	3,444,232.94	
4/30/2017	LAIF			Disbursements	-			3,444,232.94	
4/1/2017	LAIF	<b>W.R.</b>		Beg. Bal				551,602.19	
4/30/2017	LAIF	Qtrly. Interest		Deposits	13,067.65	0.78	1,074.03	565,743.87	
4/30/2017	LAIF			Disbursements	(6,030.00)			559,713.87	
4/1/2017	LAIF	<b>COP-Payback</b>		Beg. Bal				2,821,056.14	
4/30/2017	LAIF	Qtrly. Interest		Deposits	95,095.81	0.78	5,492.88	2,921,644.83	
4/30/2017	LAIF			Disbursements	-			2,921,644.83	
4/1/2017	LAIF	<b>Field/Admin Bldg.</b>		Beg. Bal				300,959.82	
4/30/2017	LAIF	Qtrly Interest		Deposits	-	0.78	586.00	301,545.82	
4/30/2017	LAIF			Disbursements	(41,575.00)			259,970.82	
4/1/2017	LAIF	<b>Wastewater Reserve</b>		Beg. Bal				2,473,271.07	
4/30/2017	LAIF	Qtrly. Interest		Deposits	-	0.78	4,815.72	2,478,086.79	
4/30/2017	LAIF			Disbursements	(100,000.00)			2,378,086.79	9,563,649.25



RUBIDOUX COMMUNITY SERVICES DISTRICT  
**CASH ASSET SCHEDULE**  
**INVESTMENT ACTIVITY**  
 FOR PERIOD APRIL 1, 2017 THRU APRIL 30, 2017  
 CASH BASIS  
**FUNDS IN TRUST**

<u>DATE</u>	<u>INSTITUTION</u>	<u>INSTRUMENT</u>	<u>MATURITY</u>	<u>STATUS</u>	<u>PURCHASE / REDEEM</u>	<u>INTEREST RATE</u>	<u>INTEREST</u>	<u>PAR/ BALANCE</u>	<u>TOTAL</u>
4/1/2017	U.S. Bank	<b>COP's Refunding-Series 1998</b> Install Sale	-		-	0.17	1,391.79	733,387.05	
4/30/2017		Reserve-LAIF	728,597.13		-	0.78		734,778.84	
4/1/2017	Premier Bank	<b>Fiscal Agent-SRL MN Plant</b> Beg. Bal				0.20	0.00	2,620.45	
4/30/2017		Deposits			-			2,620.45	
		Disbursements			-			2,620.45	737,399.29

TOTAL CASH FUNDS

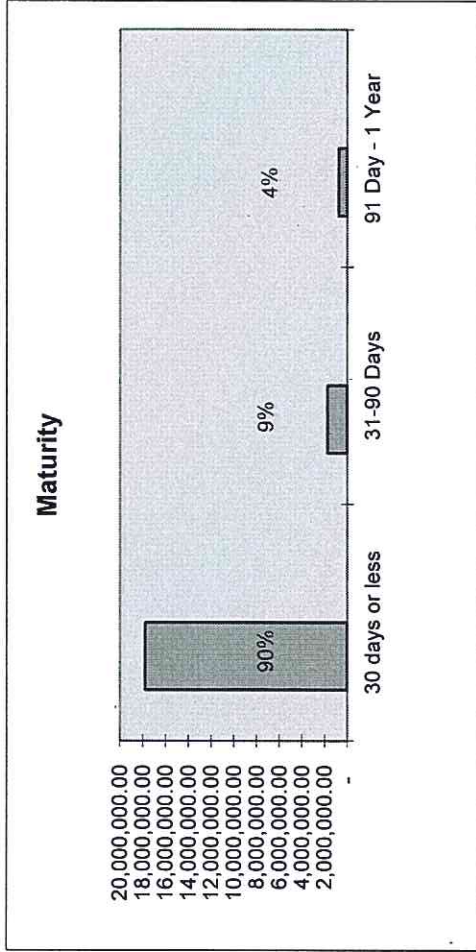
21,777,334.67

RCSD PORTFOLIO HOLDINGS REPORT  
 APRIL 30, 2017

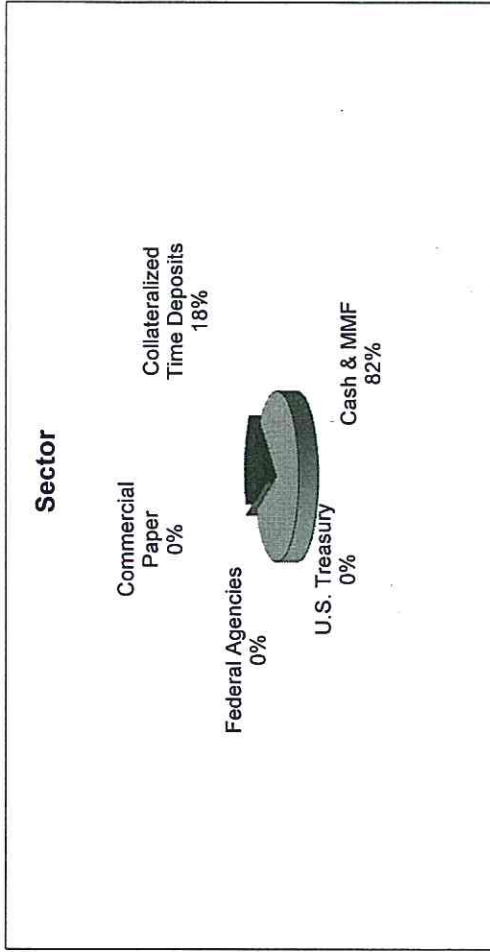
<u>Par \$</u>	<u>Issuer</u>	<u>Maturity</u>	<u>Acquisition Cost</u>	<u>Current Market</u>	<u>Gain/Loss</u>	<u>Yld Mat</u>
<b>AGENCY</b>						
	Subtotals		-	-	-	
<b>U.S. TREASURIES</b>						
<b>COMMERCIAL PAPER</b>						
	Subtotals		-	-	-	
<b>COLLATERALIZED TIME DEPOSITS</b>						
170,000.00	Premier	4/3/2018	170,000.20	170,000.20		0.60
500,000.00	Citizens CDARS	7/27/2017	500,000.00	500,000.00		0.05
630,000.00	Citizens CDARS	7/27/2017	630,000.00	630,000.00		0.05
575,000.00	Premier	4/3/2018	575,000.00	575,000.00		0.60
255,000.00	Premier	5/3/2017	255,000.00	255,000.00		0.60
600,000.00	Citizens CDARS	5/25/2017	600,000.00	600,000.00		0.05
600,000.00	Citizens CDARS	6/1/2017	600,000.00	600,000.00		0.05
225,000.00	Citizens Business Bank	5/9/2017	225,000.00	225,000.00		0.25
	Subtotals		3,555,000.20	3,555,000.20	-	
<b>CASH EQUIVALENT &amp; MONEY MARKET</b>						
16,554,320.00	LAIF	-	16,554,320.00	16,554,320.00		0.77
14,408.31	CHECK-PPBI-Fire- Prop tax		14,408.31	14,408.31		-
155,536.63	SAFEKEEPING		155,536.63	155,536.63		-
	Subtotals		16,724,264.94	16,724,264.94	-	
	<b>GRAND TOTALS</b>		<b>20,279,265.14</b>	<b>20,279,265.14</b>	<b>-</b>	

RCSD Investment Portfolio  
April 30, 2017

<b><u>Maturity</u></b>	<b><u>Assets</u></b>
30 days or less	17,804,264.94
31-90 Days	1,730,000.00
91 Day - 1 Year	745,000.20
<b>Total</b>	<b>20,279,265.14</b>



<b><u>Sector</u></b>	
Cash & MMF	16,724,264.94
U.S. Treasury	-
Federal Agencies	-
Commercial Paper	-
Collateralized Time Deposits	3,555,000.20
<b>Total</b>	<b>20,279,265.14</b>



13. DIRECTORS COMMENTS – NON-ACTION

14. ADJOURNMENT