

# Rubidoux Community Services District

## Board of Directors

Hank Trueba Jr.  
Armando Muniz  
Bernard Murphy  
John Skerbelis  
F. Forest Trowbridge

## General Manager

Steven W. Appel



---

Water Resource Management    Refuse Collection    Street Lights    Fire / Emergency Services    Weed Abatement

## NOTICE AND AGENDA FOR THE RUBIDOUX COMMUNITY SERVICES DISTRICT BOARD MEETING 4:00 PM, September 19, 2019

1. Call to Order - President Trueba
2. Pledge of Allegiance
3. Roll Call
4. Approval of Minutes for September 5, 2019, Regular Meeting.
5. Consideration to Approve September 20, 2019, Salaries, Expenses and Transfers.
6. Acknowledgements - Members of the Public May Address the Board at this Time on Any Non-agenda Matter.
7. Correspondence and Related Information
8. Manager's Report (Second Meeting each Month):
  - a) Operations Report
  - b) Emergency and Incident Report

**ACTION ITEMS:**

9. Receive and File Statement of Cash Asset Schedule Report Ending August 2019:  
**DM 2019-48**
  
10. Consideration to Approve Engineering Services Agreement for Well 18  
Rehabilitation/Maintenance: **DM 2019-49**
  
11. **CLOSED EXECUTIVE SESSION** – Pursuant to Government Code Section 54956.8:  
Real Property Negotiations.  
Property: 5293 Mission Blvd, Jurupa Valley, CA  
Agency negotiator: Steven Appel  
Under negotiation: Purchase/No purchase, price, and terms
  
12. Directors Comments - Non-action
  
13. Adjournment

Closed Session: At any time during the regular session, the Board may adjourn to a closed executive session to consider matter of litigation, personnel, negotiations, or to deliberate on decisions as allowed and pursuant with the open meetings laws. Discussion of litigation is within the Attorney/Client privilege and may be held in closed session.

Authority: Government code 11126-(a) (d) (q).

4. APPROVAL OF MINUTES FOR SEPTEMBER 5, 2019, REGULAR  
MEETING MINUTES

**MINUTES OF REGULAR MEETING**  
**September 5, 2019**  
**RUBIDOUX COMMUNITY SERVICES DISTRICT**

**DIRECTORS PRESENT:** Armando Muniz  
John Skerbelis  
F. Forest Trowbridge  
Hank Trueba, Jr.  
Bernard Murphy

**DIRECTORS ABSENT:**

**STAFF PRESENT:** Steve Appel, General Manager  
Brian Laddusaw, Director of Finance  
Brian Jennings, Manager Budgeting & Accounting  
Jeff Sims, Assistant General Manager/District Engineer

Call to order: the meeting of the Board of Directors of the Rubidoux Community Services District by President Trueba, at 4:00 P.M., Thursday, September 5, 2019, at the District Office, 3590 Rubidoux Boulevard, Jurupa Valley, California.

**ITEM 4. APPROVAL OF MINUTES**

Approval of Minutes for August 15, 2019, Regular Board Meeting.

**Director Skerbelis moved and Director Muniz seconded to approve August 15, 2019 Minutes.**

**Ayes – 5 (Muniz, Murphy, Skerbelis, Trowbridge, Trueba)**

**Noes – 0**

**Abstain – 0**

**The motion was carried unanimously.**

**ITEM 5. Consideration to Approve the September 6, 2019 the Salaries, Expenses and Transfers.**

Consideration to approve September 6, 2019, Salaries, Expenses and Transfers.

**Director Muniz moved and Director Skerbelis seconded to Approve the September 6, 2019 Salaries, Expenses and Transfers.**



**Ayes – 5 (Muniz, Murphy, Skerbelis, Trowbridge, Trueba,)**

**Noes – 0**

**Abstain – 0**

**The motion was carried unanimously.**

## **ITEM 6. PUBLIC ACKNOWLEDGE OF NON-AGENDA MATTERS**

There were no members of the public to address the Board at this time.

## **ITEM 7. CORRESPONDENCE AND RELATED INFORMATION**

The only article was from [www.voiceofsandiego.org](http://www.voiceofsandiego.org). This article had a lot of water related information. The two agencies, Fallbrook Public Utility District and Rainbow Municipal Water District wanting to secede from the San Diego Authority and to start buying water from the Eastern Municipal Water District. It appears as though the two districts are rate shopping and it looks as though they may be able to get a lower water rate from EMWD as opposed to the San Diego Water Authority.

## **ITEM 8. MANAGER'S REPORT**

### **Operations Report:**

Presented at the second meeting of the month.

### **Emergency and Fire Report:**

Presented at the second meeting of the month.

## **ITEM 9. Consideration to Purchase Two Replacement (Utility Bed Trucks) and one New Fleet Vehicles (1/2 -ton Pickup Truck). DM 2019-47.**

### **BACKGROUND**

On Thursday, August 20, 2019, the District received sealed bids for the replacement of two water department utility vehicles and the addition of one new water department vehicle. The proposed replacement vehicles include two ¾ - ton utility bed trucks and one ½ - ton pickup truck. Separate bid documents were created for each vehicle to provide the most flexibility in purchasing options. Bidding documents were delivered to fur dealers in the local area and two sealed bids received. Sunrise Ford in Fontana was the lowest bidder for all three vehicles.

If approved, the new trucks will replace the following fleet vehicles. Vehicle one is a 2013 Ford F250 utility bed truck (last five of the VIN 42078) with approximately 49,000 miles; vehicle two is a 2015 Ford F250 utility bed truck (last five of the VIN 71823) with

approximately 96,000 miles; and vehicle three is 2006 Ford Escape Hybrid SUV (last five of the VIN 68094) with approximately 12,000.

As mentioned above, the low bids were submitted by Sunrise Ford in Fontana for a total bid of \$27,730.20 (including taxes, extended warranty, and trade-in) for vehicle 1; \$23,730.20 for vehicle 2; and \$25,654.73 for vehicle 3. A total of \$77,115.13 for all three vehicles. Copies of the bids are attached.

The vehicles were included in this year's water operating budget. The total budget for the vehicle replacement is \$95,000.00. A copy of the water operating budget is included for your information.

**Director Trowbridge moved and Director Muniz seconded the following for Rubidoux Community Services District:**

**Vehicle 1:**

- 1a. Recognize the Bid for a 2019 Ford F250 utility bed truck submitted by Sunrise Ford for a total amount of \$27,730.20 as the lowest responsive bid (with extended warranty and trade-in); and**
- 1b. Surplus the 2013 Ford F250 utility bed truck (VIN 1FTBF2A67DEB42078) and accept Sunrise Ford's trade-in offer \$10,500.00 for the truck.**

**Vehicle 2:**

- 2a. Recognize the Bid for a 2019 Ford F250 utility bed truck submitted by Sunrise Ford for a total amount of \$23,730.20 as the lowest responsive bid (with extended warranty and trade-in); and**
- 2b. Surplus the 2015 Ford F250 utility bed truck (VIN 1FTBF2A68GEA71823) and accept Sunrise Ford's trade-in offer \$14,500.00 for the truck.**

**Vehicle 3:**

- 3a. Recognize the Bid for a 2019 Ford F150 pickup truck submitted by Sunrise Ford for a total amount of \$25,654.73 as the lowest responsive bid (with extended warranty and trade-in); and**
- 3b. Surplus the 2006 Ford Escape Hybrid SUV (VIN 1FMCU95HX6KB68094) and accept Sunrise Ford's trade-in offer \$1,200.00 for the SUV.**

**Ayes – 5 (Muniz, Murphy, Skerbelis, Trowbridge, Trueba)**

**Noes – 0**

**Abstain – 0**

**The motion was carried unanimously.**

**ITEM 10. CLOSED EXECUTIVE SESSION – Pursuant to Government Code Section 54956.8: Real Property Negotiations.**

Property: 5293 Mission Blvd., Jurupa Valley CA  
Agency Negotiator: Steven Appel  
Under Negotiation: Purchase/No purchase, price and terms

**The Board directed the General Manager to submit a bid as presented in Closed Session.**

**ITEM 11. CLOSED EXECUTIVE SESSION Pursuant to Government Code Section 54956.9:**

Pursuant to Government Code Section 54956.9: Legal Counsel Status on Litigation Case No. CIVDS 1310520, City of Riverside vs. Rubidoux Community Services District

**No action at this time.**

**ITEM 12. Directors Comments.**

Director Trueba adjourned the meeting at 4:52 pm.



5. CONSIDERATION TO APPROVE SEPTEMBER 20, 2019,  
SALARIES, EXPENSES AND TRANSFERS



RUBIDOUX COMMUNITY SERVICES DISTRICT  
 SEPTEMBER 19, 2019 (BOARD MEETING)  
**FUND TRANSFER AUTHORIZATION**

<b>NET PAYROLL 9/20/19</b>	64,800.00
WIRE TRANSFER: FEDERAL PAYROLL TAXES 9/23/19	25,600.00
WIRE TRANSFER: STATE PAYROLL TAXES 9/23/19	5,500.00
WIRE TRANSFER: TO CREDIT UNION	600.00
WIRE TRANSFER: PERS RETIREMENT	17,500.00
WIRE TRANSFER: PERS HEALTH PREMIUMS	-
WIRE TRANSFER: PERS RETIRED HEALTH PREMIUMS AND FEES	-
WIRE TRANSFER: SECTION 125	70.00
WIRE TRANSFER: SECTION 457	2,320.00

<b>PAYROLL 10/1/19 - RETIREMENT</b>	94,796.00
WIRE TRANSFER: ER TAXES 10/1/19	1,375.00
WIRE TRANSFER: PERS RETIREMENT	2,143.00

**CHECKING ACCOUNT TRANSFERS FOR ACCOUNTS PAYABLE:**

9/20/2019 WATER FUND TO GENERAL FUND-Payables	45,702.05
WATER FUND TO GENERAL FUND-Trash	144,504.15
WATER FUND TO SEWER FUND	100,253.80
SEWER FUND TO GENERAL FUND-Payables	20,063.80

**INTERFUND TRANSFERS:**

9/20/2019 SEWER FUND CHECKING TO LAIF SEWER OP	80,000.00
SEWER FUND CHECKING TO LAIF SEWER ML	-
SEWER FUND CHECKING TO WATER FUND CHECKING	-
LAIF SEWER OP TO SEWER FUND CHECKING	-
LAIF WASTEWATER REPLACEMENT TO LAIF SEWER OP	2,340.00
LAIF SEWER ML TO LAIF SEWER OP	1,947.50
LAIF SEWER OP TO LAIF WASTEWATER REPLACEMENT	-
GENERAL FUND CHECKING TO LAIF SEWER ML	-
GENERAL FUND CHECKING TO LAIF PROP TAX	-
GENERAL FUND CHECKING TO LAIF FIRE MITIGATION	-
GENERAL FUND PROPERTY TAX TO GF CHECKING	-
GENERAL FUND PROP TAX TO GENERAL FUND CHECKING	50,000.00
GENERAL FUND CHECKING TO SEWER FUND CHECKING	-
GENERAL FUND CHECKING TO WATER FUND CHECKING	-
LAIF GENERAL TO GENERAL FUND CHECKING	-
LAIF PROPERTY TAX TO GENERAL FUND CHECKING	193,000.00
WATER FUND CHECKING TO LAIF-COP PAYBACK	64,350.00
WATER FUND CHECKING TO LAIF-W.R.	10,650.00
WATER FUND CHECKING TO GENERAL FUND CHECKING	306,000.00
LAIF WATER ML TO LAIF WATER REPLACEMENT	-
LAIF WATER ML TO LAIF WATER OPS	3,478.75
LAIF WATER OP TO WATER FUND CHECKING	139,000.00
LAIF WATER RESERVE TO LAIF WATER OP	-
WATER FUND CHECKING TO LAIF WATER RESERVE	-
WATER FUND CHECKING TO LAIF WATER OP	-
WATER FUND CHECKING TO LAIF WATER ML	-

**NOTES PAYABLE**

<u>DESCRIPTION</u>	<u>BALANCE</u>		<u>PAYMENT</u>	<u>DUE DATE</u>
U.S. Bank Trust (1998 COP's Refunding)	3,660,000	Prin.	535,000	Dec-19
U.S. Bank Trust (1998 COP's Refunding)	587,520	Intr.	93,330	Dec-19
MN Plant-State Revolving Loan	4,385,106	Prin.	125,734	Jan-20
MN Plant-State Revolving Loan	895,735	Intr.	56,364	Jan-20





**AP Enter Bills Edit Report**  
**Rubidoux Community Services District (RCSACT)**  
**Batch: AAAAHD**

9/12/2019 1:22:30 PM

Page 2

Tr. #	Vendor	Inv Date	Paid Out	Immediate	Credit Card Vendor	Due Date	Discount Date	Invoice #
PO Number		Inv Date	Immediate GL Account	Check #		Due Date	Discount Date	Discount
GL Date		Immediate GL Account		Credit Card	CC Reference #		Payment Date	Total Invoice
18	EAGLE / EAGLE ROAD SVC & TIRE ✓							1-160245 ✓
R&M TRK		8/30/2019 ✓	N	N		9/30/2019 ✓	8/30/2019	\$0.00
9/19/2019 ✓								\$27.63 ✓
19	HOME DEPOT / HOME DEPOT CREDIT SERVICES ✓							029789/2524915 ✓
SUPPLIES		8/29/2019 ✓	N	N		9/29/2019 ✓	8/29/2019	\$0.00
9/19/2019 ✓								\$513.02 ✓
20	INDUSTRIAL METAL / INDUSTRIAL METAL SUPPLY CC ✓							337568 ✓
STEEL WELL 4 GAC		8/21/2019 ✓	N	N		9/21/2019 ✓	8/21/2019	\$0.00
9/19/2019 ✓								\$92.00 ✓
21	J THAYER / J THAYER COMPANY, INC ✓							1385274-0 ✓
NMPLATE SKERBELIS		8/29/2019 ✓	N	N		9/29/2019 ✓	8/29/2019	\$0.00
9/19/2019 ✓								\$15.09 ✓
22	J THAYER / J THAYER COMPANY, INC ✓							1385275-0 ✓
NMPLATE MADRIGAL		8/29/2019 ✓	N	N		9/29/2019 ✓	8/29/2019	\$0.00
9/19/2019 ✓								\$48.49 ✓
23	J THAYER / J THAYER COMPANY, INC ✓							1386664-0 ✓
SUPPLIES		8/29/2019 ✓	N	N		9/29/2019 ✓	8/29/2019	\$0.00
9/19/2019 ✓								\$210.75 ✓
24	KH METALS / KH METALS & SUPPLY ✓							0487670 ✓
WELL 4 GAC / GLOVES		8/29/2019 ✓	N	N		9/29/2019 ✓	8/29/2019	\$0.00
9/19/2019 ✓								\$81.62 ✓
25	KRIEGER & STEWART / KRIEGER & STEWART, INC ✓							43555 ✓
WELL 1A		8/26/2019 ✓	N	N		9/26/2019 ✓	8/26/2019	\$0.00
9/19/2019 ✓								\$3,478.75 ✓
26	KUMA TIRE / KUMA TIRE & WHEEL ✓							122896 ✓
R&M TRK		8/28/2019 ✓	N	N		9/28/2019 ✓	8/28/2019	\$0.00
9/19/2019 ✓								\$22.00 ✓
27	MERIT OIL / MERIT OIL COMPANY ✓							535239 ✓
GASOLINE		8/28/2019 ✓	N	N		9/12/2019 ✓	8/28/2019	\$0.00
9/19/2019 ✓								\$1,114.37 ✓
28	OCCUPATIONAL HLTH CNTRS OF CA / OCCUPATIONA ✓							65253513.A ✓
INJRY CARE - GARCIA		8/28/2019 ✓	N	N		9/28/2019 ✓	8/28/2019	\$0.00
9/19/2019 ✓								\$52.00 ✓
29	OCCUPATIONAL HLTH CNTRS OF CA / OCCUPATIONA ✓							65253513.B ✓
PHYSCL - AGUILERA		8/28/2019 ✓	N	N		9/28/2019 ✓	8/28/2019	\$0.00
9/19/2019 ✓								\$135.50 ✓
30	PENHALL CO / PENHALL CO ✓							18309 ✓
CORE DRILL WELL 4 GA		8/22/2019 ✓	N	N		9/22/2019 ✓	8/22/2019	\$0.00
9/19/2019 ✓								\$1,014.90 ✓
31	R&D MECHANICAL / R&D MECHANICAL SUPPLY, INC ✓							11002890 ✓
WELL 4 GAC		8/28/2019 ✓	N	N		9/28/2019 ✓	8/28/2019	\$0.00
9/19/2019 ✓								\$183.79 ✓
32	R&D MECHANICAL / R&D MECHANICAL SUPPLY, INC ✓							11002893 ✓
STEEL WELL 4 GAC		8/26/2019 ✓	N	N		9/26/2019 ✓	8/26/2019	\$0.00
9/19/2019 ✓								\$4,518.26 ✓
33	READY REFRESH / READY REFRESH by NESTLE ✓							19H7701128196 ✓
BTL WTR		8/24/2019 ✓	N	N		9/13/2019 ✓	8/24/2019	\$0.00
9/19/2019 ✓								\$249.52 ✓
34	TKE ENGINEERING / TKE ENGINEERING, INC ✓							2019-608 ✓
JURUPA HILLS LIFT		8/21/2019 ✓	N	N		9/21/2019 ✓	8/21/2019	\$0.00
9/19/2019 ✓								\$2,340.00 ✓

\$187.50



**AP Enter Bills Edit Report**  
**Rubidoux Community Services District (RCSACT)**  
 Batch: AAAAHD

9/11/2019 12:16:02 PM

Page 3

Tr. #	Vendor	Inv Date	Paid Out	Immediate	Credit Card Vendor	Due Date	Discount Date	Invoice #
PO Number		Inv Date	Immediate GL Account	Immediate	Check #	Due Date	Discount Date	Discount
GL Date		Inv Date	Immediate GL Account	Immediate	Credit Card	Due Date	Payment Date	Total Invoice
35	TKE ENGINEERING / TKE ENGINEERING, INC. ✓							2019-615 ✓
	AVALON SWR IMPRVMT	8/21/2019 ✓	N	N		9/21/2019 ✓	8/21/2019	\$0.00 ✓
9/19/2019 ✓					N			\$1,517.50 ✓
36	TKE ENGINEERING / TKE ENGINEERING, INC. ✓							2019-616 ✓
	ARAMARK BRINE LINE	8/21/2019 ✓	N	N		9/21/2019 ✓	8/21/2019	\$0.00 ✓
9/19/2019 ✓					N			\$430.00 ✓
37	UPS / UNITED PARCEL SERVICE ✓							0000F908W2349 ✓
	POSTAGE	8/24/2019 ✓	N	N		9/24/2019 ✓	8/24/2019	\$0.00 ✓
9/19/2019 ✓					N			\$60.92 ✓
38	UPS / UNITED PARCEL SERVICE ✓							000F908W2359 ✓
	POSTAGE	8/31/2019 ✓	N	N		9/30/2019 ✓	8/31/2019	\$0.00 ✓
9/19/2019 ✓					N			\$106.58 ✓
39	AKELA / AKELA PEST CONTROL INC ✓							010284919 ✓
	PEST CNTRL	9/6/2019 ✓	N	N		10/6/2019 ✓	9/6/2019	\$0.00 ✓
9/19/2019 ✓					N			\$349.00 ✓
40	A-CHECK / A-CHECK GLOBAL, INC ✓							59-0594265 ✓
	BCKGRND - AGUILERA	8/30/2019 ✓	N	N		9/30/2019 ✓	8/30/2019	\$0.00 ✓
9/19/2019 ✓					N			\$232.25 ✓
41	AMERICAN SAFETY PRODUCTS / AMERICAN SAFETY ✓							2140 ✓
	GLOVES	8/30/2019 ✓	N	N		9/30/2019 ✓	8/30/2019	\$0.00 ✓
9/19/2019 ✓					N			\$41.48 ✓
42	AMERICAN SAFETY PRODUCTS / AMERICAN SAFETY ✓							2134 ✓
	NITRILE GLVS	9/3/2019 ✓	N	N		10/3/2019 ✓	9/3/2019	\$0.00 ✓
9/19/2019 ✓					N			\$290.18 ✓
43	BABCOCK E S SONS INC / BABCOCK, E S & SONS, IN ✓							BI90103-0267 ✓
	WTR ANALYSES	9/3/2019 ✓	N	N		10/3/2019 ✓	9/3/2019	\$0.00 ✓
9/19/2019 ✓					N			\$105.00 ✓
44	BABCOCK E S SONS INC / BABCOCK, E S & SONS, IN ✓							BI90161-0267 ✓
	WTR ANALYSES	9/4/2019 ✓	N	N		10/4/2019 ✓	9/4/2019	\$0.00 ✓
9/19/2019 ✓					N			\$96.00 ✓
45	BABCOCK E S SONS INC / BABCOCK, E S & SONS, IN ✓							BI90217-0267 ✓
	LAB FEES	9/4/2019 ✓	N	N		10/4/2019 ✓	9/4/2019	\$0.00 ✓
9/19/2019 ✓					N			\$244.00 ✓
46	BABCOCK E S SONS INC / BABCOCK, E S & SONS, IN ✓							BI90324-0267 ✓
	LAB FEES	9/5/2019 ✓	N	N		10/5/2019 ✓	9/5/2019	\$0.00 ✓
9/19/2019 ✓					N			\$254.00 ✓
47	BABCOCK E S SONS INC / BABCOCK, E S & SONS, IN ✓							BI90277-0267 ✓
	WTR ANALYSES	9/5/2019 ✓	N	N		10/5/2019 ✓	9/5/2019	\$0.00 ✓
9/19/2019 ✓					N			\$32.00 ✓
48	BABCOCK E S SONS INC / BABCOCK, E S & SONS, IN ✓							BI90278-0267 ✓
	WTR ANALYSES	9/5/2019 ✓	N	N		10/5/2019 ✓	9/5/2019	\$0.00 ✓
9/19/2019 ✓					N			\$116.00 ✓
49	CARQUEST AUTO PARTS / CARQUEST AUTO PARTS ✓							7456-418675 ✓
	DIESEL FUEL	9/4/2019 ✓	N	N		10/4/2019 ✓	9/4/2019	\$0.00 ✓
9/19/2019 ✓					N			\$26.94 ✓
50	CITY OF JURUPA VALLEY / CITY OF JURUPA VALLEY ✓							480 ✓
	PERMIT	9/4/2019 ✓	N	N		10/4/2019 ✓	9/4/2019	\$0.00 ✓
9/19/2019 ✓					N			\$422.20 ✓
51	CROWN ACE HARDWARE / CROWN ACE HARDWARE ✓							078774 ✓
	SUPPLIES	9/3/2019 ✓	N	N		10/3/2019 ✓	9/3/2019	\$0.00 ✓
9/19/2019 ✓					N			\$21.54 ✓



# AP Enter Bills Edit Report

Rubidoux Community Services District (RCSACT)  
Batch: AAAAHD

9/11/2019 12:16:02 PM

Page 4

Tr. #	Vendor	Inv Date	Paid Out	Immediate	Credit Card	Check #	Due Date	Discount Date	Invoice #
PO Number		Immediate GL Account	GL Account		Credit Card			Payment Date	Discount
GL Date					CC Reference #				Total Invoice
52	CROWN ACE HARDWARE / CROWN ACE HARDWARE ✓	9/3/2019 ✓	N	N			10/3/2019 ✓	9/3/2019	078780 ✓
	FASTENERS								\$0.00
9/19/2019 ✓									\$10.01 ✓
53	CROWN ACE HARDWARE / CROWN ACE HARDWARE ✓	9/5/2019 ✓	N	N			10/5/2019 ✓	9/5/2019	078797 ✓
	PAINT								\$0.00
9/19/2019 ✓									\$31.22 ✓
54	DEGUIRE, JAMES / DEGUIRE, JAMES ✓	8/28/2019 ✓	N	N			9/28/2019 ✓	8/28/2019	2019-1 ✓
	WEED ABATE								\$0.00
9/19/2019 ✓									\$121.50 ✓
55	DEGUIRE, JAMES / DEGUIRE, JAMES ✓	8/28/2019 ✓	N	N			9/28/2019 ✓	8/28/2019	2019-2 ✓
	WEED ABATE								\$0.00
9/19/2019 ✓									\$729.00 ✓
56	DEGUIRE, JAMES / DEGUIRE, JAMES ✓	9/3/2019 ✓	N	N			10/3/2019 ✓	9/3/2019	2019-3 ✓
	WEED ABATE								\$0.00
9/19/2019 ✓									\$194.00 ✓
57	DEGUIRE, JAMES / DEGUIRE, JAMES ✓	9/3/2019 ✓	N	N			10/3/2019 ✓	9/3/2019	2019-4 ✓
	WEED ABATE								\$0.00
9/19/2019 ✓									\$182.25 ✓
58	DEGUIRE, JAMES / DEGUIRE, JAMES ✓	9/3/2019 ✓	N	N			10/3/2019 ✓	9/3/2019	2019-5 ✓
	WEED ABATE								\$0.00
9/19/2019 ✓									\$726.57 ✓
59	DEGUIRE, JAMES / DEGUIRE, JAMES ✓	9/3/2019 ✓	N	N			10/3/2019 ✓	9/3/2019	2019-6 ✓
	WEED ABATE								\$0.00
9/19/2019 ✓									\$850.50 ✓
60	DEGUIRE, JAMES / DEGUIRE, JAMES ✓	9/3/2019 ✓	N	N			10/3/2019 ✓	9/3/2019	2019-7 ✓
	WEED ABATE								\$0.00
9/19/2019 ✓									\$1,822.50 ✓
61	DEGUIRE, JAMES / DEGUIRE, JAMES ✓	9/9/2019 ✓	N	N			10/9/2019 ✓	9/9/2019	2019-8 ✓
	WEED ABATE								\$0.00
9/19/2019 ✓									\$5,584.34 ✓
62	DEGUIRE, JAMES / DEGUIRE, JAMES ✓	9/9/2019 ✓	N	N			10/9/2019 ✓	9/9/2019	2019-9 ✓
	WEED ABATE								\$0.00
9/19/2019 ✓									\$3,717.90 ✓
63	DIG SAFE / DIG SAFE C/O UNDERGROUND SVC ALEF ✓	9/1/2019 ✓	N	N			10/16/2019 ✓	9/1/2019	18DSBFE4684 ✓
	DIG SAFE								\$0.00
9/19/2019 ✓									\$49.22 ✓
64	GENESIS PRINTERS / GENESIS PRINTERS ✓	9/9/2019 ✓	N	N			10/9/2019 ✓	9/9/2019	11217 ✓
	PRINTING								\$0.00
9/19/2019 ✓									\$1,177.31 ✓
65	J&K WELDING / J&K WELDING ✓	8/30/2019 ✓	N	N			9/30/2019 ✓	8/30/2019	61852 ✓
	WELL 4 GAC								\$0.00
9/19/2019 ✓									\$472.50 ✓
66	J&K WELDING / J&K WELDING ✓	8/20/2019 ✓	N	N			9/20/2019 ✓	8/20/2019	61878 ✓
	WELL 4 GAC								\$0.00
9/19/2019 ✓									\$525.00 ✓
67	J&K WELDING / J&K WELDING ✓	8/30/2019 ✓	N	N			9/30/2019 ✓	8/30/2019	61881 ✓
	WELL 4 GAC								\$0.00
9/19/2019 ✓									\$2,257.50 ✓
68	KUMA TIRE / KUMA TIRE & WHEEL ✓	9/5/2019 ✓	N	N			10/5/2019 ✓	9/5/2019	122940 ✓
	R&M TRK								\$0.00
9/19/2019 ✓									\$207.33 ✓

✓

**AP Enter Bills Edit Report**  
**Rubidoux Community Services District (RCSACT)**  
 Batch: AAAAHD

9/11/2019 12:16:02 PM

Page 5

Tr. #	Vendor	Inv Date	Paid Out	Immediate	Credit Card Vendor	Due Date	Discount Date	Invoice #	
PO Number		Immediate GL Account			Check #		Payment Date	Discount	
GL Date					Credit Card	CC Reference #		Total Invoice	
69	RIVERSIDE CLEANING SYSTEMS / RIVERSIDE CLEAN							418	
CLNG SVC		9/6/2019	✓	N	N	10/6/2019	✓	9/6/2019	\$0.00
9/19/2019					N			\$545.00	
70	SCE / SCE							19S2011970662	
STREETLIGHTS		9/6/2019	✓	N	N	10/6/2019	✓	9/6/2019	\$0.00
9/19/2019					N			\$10,223.80	
71	SCE / SCE							19S2036525640	
MAIN OFC UTLTY		9/6/2019	✓	N	N	9/25/2019	✓	9/6/2019	\$0.00
9/19/2019					N			\$1,757.35	
72	SCE / SCE							19S2283710317	
FIRE STN UTLTY		9/6/2019	✓	N	N	9/25/2019	✓	9/6/2019	\$0.00
9/19/2019					N			\$2,560.27	
73	SCG / SCG							19S17882256005	
MAIN OFC UTLTY		8/30/2019	✓	N	N	9/24/2019	✓	8/30/2019	\$0.00
9/19/2019					N			\$28.64	
74	SCG / SCG							19S01302181001	
FLD OFC UTLTY		8/30/2019	✓	N	N	9/24/2019	✓	8/30/2019	\$0.00
9/19/2019					N			\$14.30	
75	SCG / SCG							19S05925730565	
FIRE STN UTLTY		8/30/2019	✓	N	N	9/24/2019	✓	8/30/2019	\$0.00
9/19/2019					N			\$69.66	
76	SHRED-IT / SHRED-IT USA							8128015481	
SHREDDING		8/31/2019	✓	N	N	9/16/2019	✓	8/31/2019	\$0.00
9/19/2019					N			\$89.76	
77	SOCAL TRUCK / SOCAL TRUCKWORKS							8509	
R&M TRK		9/5/2019	✓	N	N	10/5/2019	✓	9/5/2019	\$0.00
9/19/2019					N			\$64.78	
78	THERMAL COOL / THERMAL-COOL, INC.							WO-0015481	
R&M HVAC		8/22/2019	✓	N	N	9/22/2019	✓	8/22/2019	\$0.00
9/19/2019					N			\$382.00	
79	UNDERGROUND SERVICE ALERT / UNDERGROUND							820190565	
DIG ALERTS		9/1/2019	✓	N	N	10/1/2019	✓	9/1/2019	\$0.00
9/19/2019					N			\$100.75	
80	VERIZON WIRELESS / VERIZON WIRELESS							9837132758	
CELL PHONE CHGS		9/1/2019	✓	N	N	9/23/2019	✓	9/1/2019	\$0.00
9/19/2019					N			\$499.00	
81	WESTERN MUNICIPAL WATER / WESTERN MUNICIPAL							IN11310	
JULY '19 BRINE		8/30/2019	✓	N	N	9/30/2019	✓	8/30/2019	\$0.00
9/19/2019					N			\$423.01	
82	WESTERN MUNICIPAL WATER / WESTERN MUNICIPAL							RI3313	
SEPT '19 BRINE FIXED		9/1/2019	✓	N	N	10/1/2019	✓	9/1/2019	\$0.00
9/19/2019					N			\$749.94	
83	AIRGAS / AIRGAS USA, LLC							9964763338	
TNK RNTL		8/31/2019	✓	N	N	9/30/2019	✓	8/31/2019	\$0.00
9/19/2019					N			\$151.34	
84	AT&T / AT&T							000013582630	
PHONE CHGS		9/7/2019	✓	N	N	10/15/2019	✓	9/7/2019	\$0.00
9/19/2019					N			\$472.73	
85	BPS B'S POOL SUPPLIES / B.P.S. B's POOL SUPPLIES							100285	
SODIUM HYPO		9/4/2019	✓	N	N	10/4/2019	✓	9/4/2019	\$0.00
9/19/2019					N			\$2,015.33	

**AP Enter Bills Edit Report**  
**Rubidoux Community Services District (RCSACT)**  
 Batch: AAAAHD

9/11/2019 12:16:02 PM

Page 6

Tr. #	Vendor	Inv Date	Paid Out	Immediate	Credit Card Vendor	Due Date	Discount Date	Invoice #
PO Number		Immediate GL Account	Immediate GL Account		Check #		Payment Date	Discount
GL Date					Credit Card	CC Reference #		Total Invoice
86	BOOT BARN / BOOT BARN ✓							INV00009681 ✓
	BOOTS MRTNZ/GNZLS	9/5/2019 ✓	N	N		10/5/2019 ✓	9/5/2019	\$0.00
9/19/2019 ✓					N			\$331.23 ✓
87	CORELOGIC / CORELOGIC, INC. ✓							81982848 ✓
	ON LINE SVC	8/31/2019 ✓	N	N		9/30/2019 ✓	8/31/2019	\$0.00
9/19/2019 ✓					N			\$178.75 ✓
88	HACH CO. / HACH COMPANY ✓							11619645 ✓
	CHEMICALS	9/3/2019 ✓	N	N		10/3/2019 ✓	9/3/2019	\$0.00
9/19/2019 ✓					N			\$544.09 ✓
89	HARPER BURNS LLP / HARPER & BURNS LLP ✓							20190901.A
	AUG 19 LGL SVCS	9/1/2019 ✓	N	N		10/1/2019 ✓	9/1/2019	\$0.00
9/19/2019 ✓					N			\$507.50
90	HARPER BURNS LLP / HARPER & BURNS LLP ✓							20190901.B
	CITY RVSD LITGN	9/1/2019 ✓	N	N		10/1/2019 ✓	9/1/2019	\$0.00
9/19/2019 ✓					N			\$906.25
91	HARRINGTON INDUSTRIAL / HARRINGTON INDUSTRI ✓							012J8671 ✓
	PVC PARTS	9/4/2019 ✓	N	N		10/4/2019 ✓	9/4/2019	\$0.00
9/19/2019 ✓					N			\$124.60 ✓
92	HARRINGTON INDUSTRIAL / HARRINGTON INDUSTRI ✓							012J8678 ✓
	PARTS	9/4/2019 ✓	N	N		10/4/2019 ✓	9/4/2019	\$0.00
9/19/2019 ✓					N			\$53.34 ✓
93	MERIT OIL / MERIT OIL COMPANY ✓							536755 ✓
	GASOLINE	9/6/2019 ✓	N	N		9/21/2019 ✓	9/6/2019	\$0.00
9/19/2019 ✓					N			\$2,089.11 ✓
94	RING BENDER / RING BENDER LLP ✓							08486 ✓
	CITY RVSD LITGN	8/29/2019 ✓	N	N		9/29/2019 ✓	8/29/2019	\$0.00
9/19/2019 ✓					N			\$8,808.70 ✓
95	RING BENDER / RING BENDER LLP ✓							08487 ✓
	CITY RVSD LITGN	8/28/2019 ✓	N	N		9/28/2019 ✓	8/28/2019	\$0.00
9/19/2019 ✓					N			\$4,370.62 ✓
96	SOCAL TRUCK / SOCAL TRUCKWORKS ✓							8518 ✓
	R&M TRK	9/9/2019 ✓	N	N		10/9/2019 ✓	9/9/2019	\$0.00
9/19/2019 ✓					N			\$58.80 ✓
97	UPS / UNITED PARCEL SERVICE ✓							000F908W2369 ✓
	POSTAGE	9/7/2019 ✓	N	N		10/7/2019 ✓	9/7/2019	\$0.00
9/19/2019 ✓					N			\$16.40 ✓
98	TRI-CO DISPOSAL INC / TRI-CO DISPOSAL, INC ✓							0828-091019.A ✓
	COMM TRSH 8/28-9/10 ✓	9/11/2019 ✓	N	N		10/11/2019 ✓	9/11/2019	\$0.00
9/19/2019 ✓					N			\$37,634.59 ✓
99	TRI-CO DISPOSAL INC / TRI-CO DISPOSAL, INC ✓							0828-091019.B ✓
	RES TRSH 8/28-9/10 ✓	9/11/2019 ✓	N	N		10/11/2019 ✓	9/11/2019	\$0.00
9/19/2019 ✓					N			\$106,869.56 ✓
100	TRI-CO DISPOSAL INC / TRI-CO DISPOSAL, INC ✓							0828-091019.C ✓
	RCSD SHR COMM ✓	9/11/2019 ✓	N	N		10/11/2019 ✓	9/11/2019	\$0.00
9/19/2019 ✓					N			(\$3,764.74) ✓
101	TRI-CO DISPOSAL INC / TRI-CO DISPOSAL, INC ✓							0828-091019.D ✓
	RCSD SHR RES ✓	9/11/2019 ✓	N	N		10/11/2019 ✓	9/11/2019	\$0.00
9/19/2019 ✓					N			(\$941.74) ✓

\$1,413.75

\$139,797.67

Grand Totals

Total Direct Expense: \$246,711.46  
 Total Direct Expense Adj: (\$4,706.48)  
 Total Non-Electronic Transactions: \$242,004.98

9-12-19

\$242,004.98 Rev for sch.

0.00

# AP Enter Bills Edit Report

Rubidoux Community Services District (RCSACT)

Batch: AAAAHD

9/11/2019 12:16:02 PM

Page 7

Tr. #	Vendor	Inv Date	Paid Out	Immediate	Credit Card Vendor	Check #	Due Date	Discount Date	Invoice #
PO Number		Immediate GL Account			Credit Card	CC Reference #	Payment Date		Discount
GL Date									Total Invoice

## Report Summary

### Report Selection Criteria

Report Type: Condensed  
Start End  
Transaction Number: Start End



6. ACKNOWLEDGEMENTS – MEMBERS OF THE PUBLIC MAY  
ADDRESS THE BOARD AT THIS TIME ON ANY NON-AGENDA  
MATTER

7. CORRESPONDENCE AND RELATED INFORMATION

8. MANAGER'S REPORT

- a) Operations Report
- b) Emergency and Incident Report

## Water and Wastewater Production Comparison

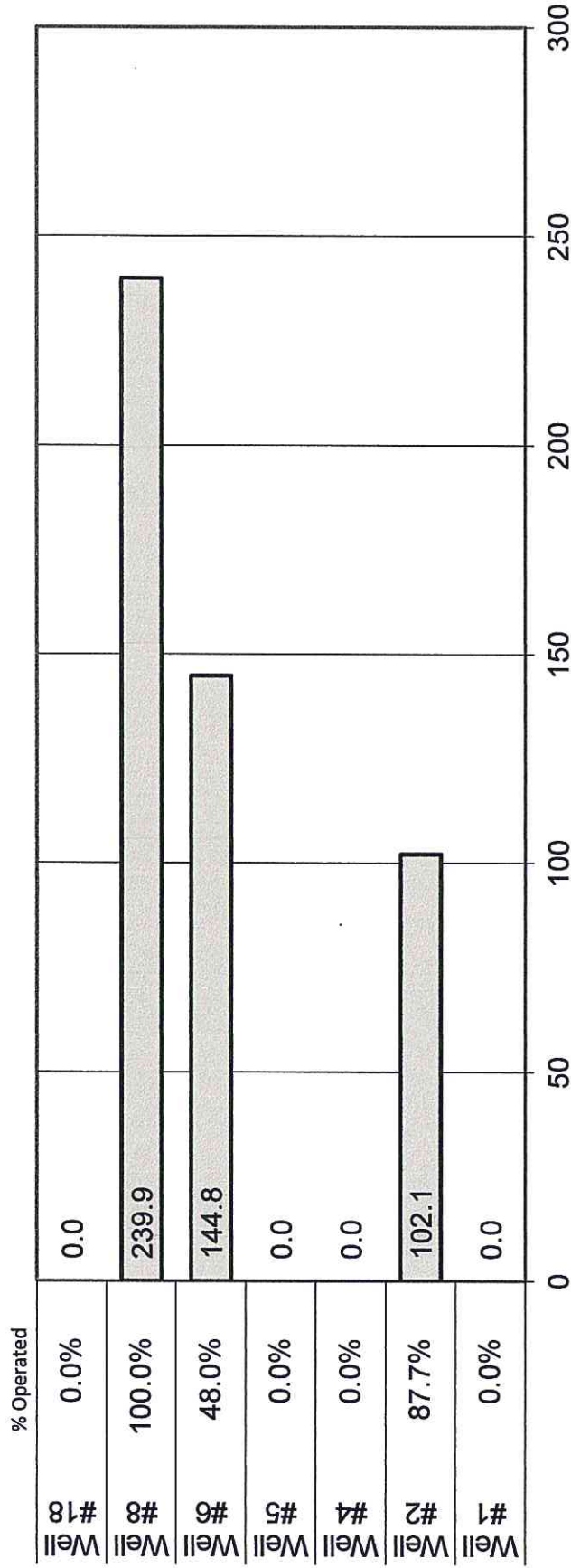
Date	TOTAL WELL PRODUCTION in Million Gallons					Consumption to JURUPA C.S.D.	WASTEWATER FLOW TO RIVERSIDE
	Purchased	Potable Wells	Potable Total	Non-Potable Wells	Non-Potable Total	(Million Gallons)	(Million Gallons)
8/1/2019	0.00	5.99	5.99	1.64	7.63	-0.05	1.96
8/2/2019	0.00	4.17	4.17	0.46	4.64	0.00	1.92
8/3/2019	0.00	5.75	5.75	0.57	6.32	0.00	1.83
8/4/2019	0.00	4.68	4.68	0.64	5.31	0.00	1.66
8/5/2019	0.00	6.26	6.26	0.61	6.87	0.00	1.92
8/6/2019	0.00	4.72	4.72	0.69	5.41	0.00	1.94
8/7/2019	0.00	6.21	6.21	0.55	6.77	0.00	1.96
8/8/2019	0.00	4.36	4.36	0.63	4.99	0.00	1.96
8/9/2019	0.00	6.89	6.89	0.51	7.39	0.00	1.90
8/10/2019	0.00	4.11	4.11	0.50	4.61	0.00	1.94
8/11/2019	0.00	4.12	4.12	0.63	4.76	0.00	1.75
8/12/2019	0.00	5.66	5.66	1.28	6.94	0.00	1.95
8/13/2019	0.00	4.84	4.84	0.54	5.38	0.00	1.99
8/14/2019	0.00	6.04	6.04	0.55	6.59	0.00	2.02
8/15/2019	0.00	5.25	5.25	1.04	6.29	0.00	1.96
8/16/2019	0.00	4.99	4.99	0.63	5.61	0.00	1.89
8/17/2019	0.00	4.42	4.42	0.56	4.98	0.00	1.87
8/18/2019	0.00	4.30	4.30	0.52	4.81	0.00	1.73
8/19/2019	0.00	6.04	6.04	0.57	6.61	0.00	1.89
8/20/2019	0.00	5.66	5.66	0.55	6.20	0.00	1.99
8/21/2019	0.00	3.75	3.75	0.78	4.54	0.00	1.97
8/22/2019	0.00	5.79	5.79	0.40	6.19	0.00	2.00
8/23/2019	0.00	5.05	5.05	0.49	5.54	0.00	1.89
8/24/2019	0.00	4.14	4.14	1.53	5.67	0.00	1.90
8/25/2019	0.00	5.31	5.31	0.51	5.82	0.00	1.75
8/26/2019	0.00	5.75	5.75	0.61	6.36	0.00	1.89
8/27/2019	0.00	4.90	4.90	0.55	5.46	0.00	1.96
8/28/2019	0.00	5.15	5.15	0.54	5.70	0.00	1.96
8/29/2019	0.00	5.30	5.30	1.12	6.41	0.00	1.96
8/30/2019	0.00	4.89	4.89	0.51	5.40	0.00	1.86
8/31/2019	0.00	4.13	4.13	0.56	4.69	0.00	1.68
MINIMUM	0.00	3.75	3.75	0.40	4.54	-0.05	1.66
AVERAGE	0.00	5.12	5.12	0.69	5.80	0.00	1.90
MAXIMUM	0.00	6.89	6.89	1.64	7.63	0.00	2.02
TOTAL	0.00	158.61	158.61	21.29	179.90	-0.05	58.84



**RUBIDOUX COMMUNITY SERVICES DISTRICT**  
**MONTHLY WELL PRODUCTION**  
(Million Gallons)

DATE	POTABLE WATER										NONPOTABLE WATER					TOTALS		TOTAL PROD. (MG)
	JURUPA TIE-IN (MG)	MN Rmvl Plt #1 Well #1A (MG)	GAC Plt TROYER Well #2 (MG)	Nitrate Removal Plt FLT Well #4 (MG)	SKOTTY Well #6 (MG)	DALY Well #5 (MG)	GOULD Well #8A (MG)	MN Rmvl Plt #2 Well #18 (MG)	28th ST. Well #3 (MG)	DALY Well #7 (MG)	CLEMENT Well #11 (MG)	46th ST. Well #14 (MG)	Mission Wells #19 & #20 (MG)	POTABLE (MG)	NON POTABLE (MG)			
8/1/2019	0.00	0.00	1.13	0.00	2.36	0.00	2.51	0.00	1.63	0.00	0.00	0.00	0.01	5.99	1.64	7.63		
8/2/2019	0.00	0.00	1.07	0.00	0.65	0.00	2.46	0.00	0.00	0.00	0.00	0.00	0.01	4.17	0.46	4.64		
8/3/2019	0.00	0.00	1.08	0.00	2.14	0.00	2.53	0.00	0.00	0.00	0.00	0.00	0.01	5.75	0.57	6.32		
8/4/2019	0.00	0.00	1.17	0.00	0.78	0.00	2.72	0.00	0.00	0.00	0.00	0.00	0.03	4.68	0.64	5.31		
8/5/2019	0.00	0.00	1.10	0.00	2.58	0.00	2.58	0.00	0.00	0.00	0.00	0.00	0.02	6.26	0.61	6.87		
8/6/2019	0.00	0.00	0.96	0.00	1.44	0.00	2.31	0.00	0.00	0.00	0.00	0.00	0.01	4.72	0.69	5.41		
8/7/2019	0.00	0.00	1.10	0.00	2.53	0.00	2.58	0.00	0.00	0.00	0.00	0.00	0.02	6.21	0.55	6.77		
Subtotal	0.00	0.00	7.62	0.00	12.48	0.00	17.68	0.00	1.63	0.00	0.00	0.00	0.12	37.78	5.17	42.95		
8/8/2019	0.00	0.00	1.09	0.00	0.81	0.00	2.47	0.00	0.00	0.00	0.00	0.00	0.02	4.36	0.63	4.99		
8/9/2019	0.00	0.00	1.32	0.00	2.45	0.00	3.12	0.00	0.00	0.00	0.00	0.00	0.03	6.89	0.51	7.39		
8/10/2019	0.00	0.00	0.89	0.00	1.14	0.00	2.08	0.00	0.00	0.00	0.00	0.00	0.01	4.11	0.50	4.61		
8/11/2019	0.00	0.00	1.12	0.00	0.63	0.00	2.38	0.00	0.00	0.00	0.00	0.00	0.02	4.12	0.63	4.76		
8/12/2019	0.00	0.00	1.12	0.00	1.81	0.00	2.73	0.00	0.00	0.00	0.00	0.00	0.04	5.66	1.28	6.94		
8/13/2019	0.00	0.00	1.03	0.00	1.43	0.00	2.37	0.00	0.00	0.00	0.00	0.00	0.02	4.84	0.54	5.38		
8/14/2019	0.00	0.00	1.06	0.00	2.50	0.00	2.48	0.00	0.00	0.00	0.00	0.00	0.01	6.04	0.55	6.59		
Subtotal	0.00	0.00	7.63	0.00	10.77	0.00	17.62	0.00	0.00	0.00	0.00	0.00	0.14	36.02	4.64	40.66		
8/15/2019	0.00	0.00	1.06	0.00	1.62	0.00	2.57	0.00	0.55	0.00	0.00	0.00	0.03	5.25	1.04	6.29		
8/16/2019	0.00	0.00	1.24	0.00	0.92	0.00	2.83	0.00	0.00	0.00	0.00	0.00	0.02	4.99	0.63	5.61		
8/17/2019	0.00	0.00	1.03	0.00	1.24	0.00	2.15	0.00	0.00	0.00	0.00	0.00	0.01	4.42	0.56	4.98		
8/18/2019	0.00	0.00	0.98	0.00	0.78	0.00	2.54	0.00	0.00	0.00	0.00	0.00	0.02	4.30	0.52	4.81		
8/19/2019	0.00	0.00	1.08	0.00	2.34	0.00	2.62	0.00	0.00	0.00	0.00	0.00	0.03	6.04	0.57	6.61		
8/20/2019	0.00	0.00	1.04	0.00	1.90	0.00	2.71	0.00	0.00	0.00	0.00	0.00	0.01	5.66	0.55	6.20		
8/21/2019	0.00	0.00	1.07	0.00	0.48	0.00	2.20	0.00	0.00	0.00	0.00	0.00	0.02	3.75	0.78	4.54		
Subtotal	0.00	0.00	7.51	0.00	9.28	0.00	17.61	0.00	0.55	0.00	0.00	0.00	0.14	34.40	4.65	39.05		
8/22/2019	0.00	0.00	1.08	0.00	2.19	0.00	2.53	0.00	0.00	0.00	0.00	0.00	0.02	5.79	0.40	6.19		
8/23/2019	0.00	0.00	1.12	0.00	1.04	0.00	2.90	0.00	0.00	0.00	0.00	0.00	0.02	5.05	0.49	5.54		
8/24/2019	0.00	0.00	1.08	0.00	0.92	0.00	2.14	0.00	0.99	0.00	0.00	0.00	0.01	4.14	1.53	5.67		
8/25/2019	0.00	0.00	1.04	0.00	1.76	0.00	2.51	0.00	0.00	0.00	0.00	0.00	0.02	5.31	0.51	5.82		
8/26/2019	0.00	0.00	1.18	0.00	1.94	0.00	2.63	0.00	0.00	0.00	0.00	0.00	0.03	5.75	0.61	6.36		
8/27/2019	0.00	0.00	1.00	0.00	1.40	0.00	2.50	0.00	0.00	0.00	0.00	0.00	0.03	4.90	0.55	5.46		
8/28/2019	0.00	0.00	1.07	0.00	1.56	0.00	2.53	0.00	0.00	0.00	0.00	0.00	0.02	5.15	0.54	5.70		
8/29/2019	0.00	0.00	0.97	0.00	1.71	0.00	2.62	0.00	0.55	0.00	0.00	0.00	0.02	5.30	1.12	6.41		
8/30/2019	0.00	0.00	0.94	0.00	1.56	0.00	2.38	0.00	0.00	0.00	0.00	0.00	0.01	4.89	0.51	5.40		
8/31/2019	0.00	0.00	1.05	0.00	0.56	0.00	2.51	0.00	0.00	0.00	0.00	0.00	0.00	4.13	0.56	4.69		
Subtotal	0.00	0.00	10.52	0.00	14.65	0.00	25.24	0.00	1.54	0.00	0.00	0.00	0.18	50.41	6.83	57.24		
<b>TOTAL</b>	<b>0.000</b>	<b>0.000</b>	<b>33.283</b>	<b>0.000</b>	<b>47.178</b>	<b>0.000</b>	<b>78.151</b>	<b>0.000</b>	<b>3.720</b>	<b>0.000</b>	<b>16.988</b>	<b>0.000</b>	<b>0.584</b>	<b>158.612</b>	<b>21.292</b>	<b>179.904</b>		

# TOTAL WATER PRODUCED w/ % Operated August 2019



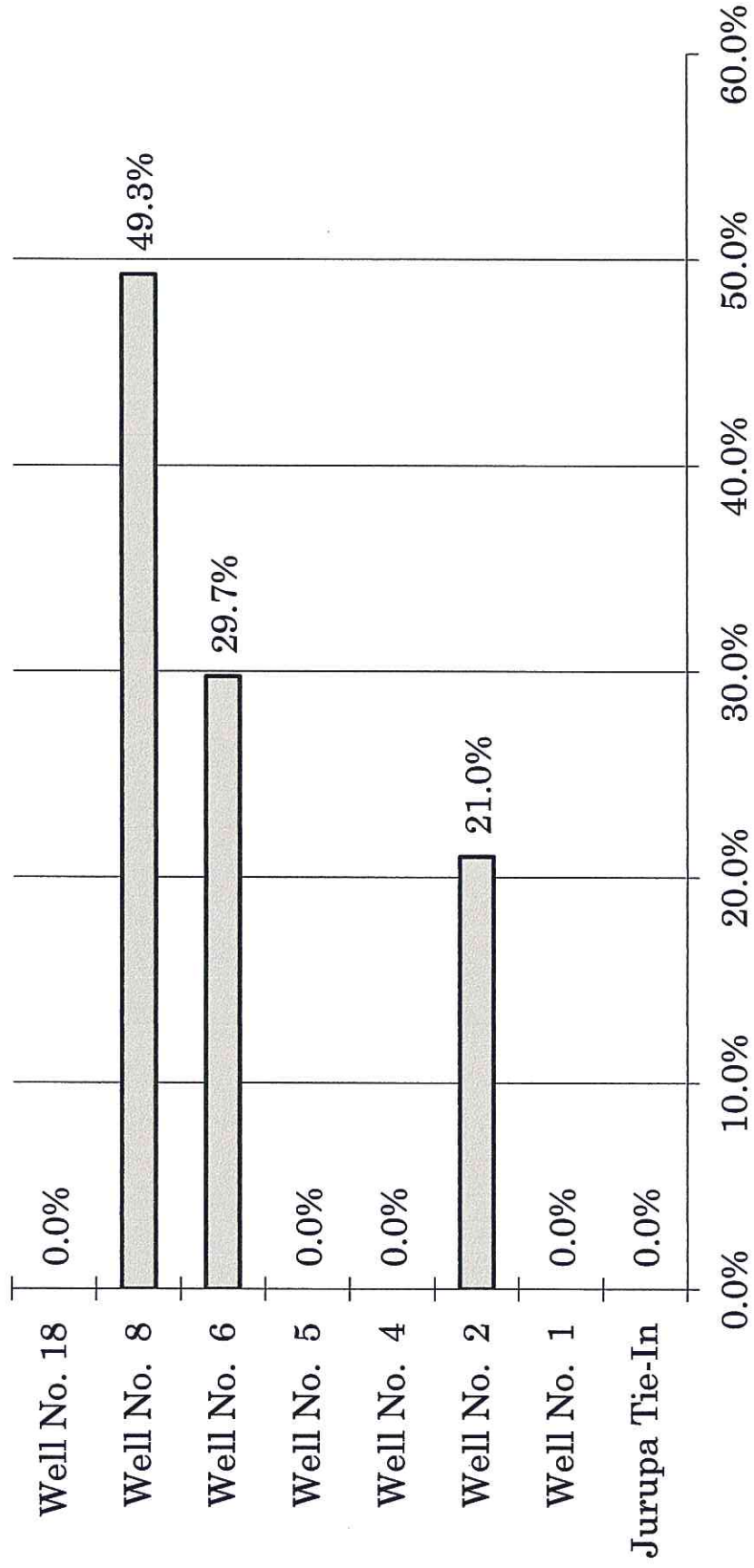
**Max Production 972.7 AF**  
**Monthly Production 000.0 AF**  
**Reserve Production 972.7 AF**

**ACRE FEET**

1 Acre Foot = 43,560 Cubic Feet = 325,829 Gallons

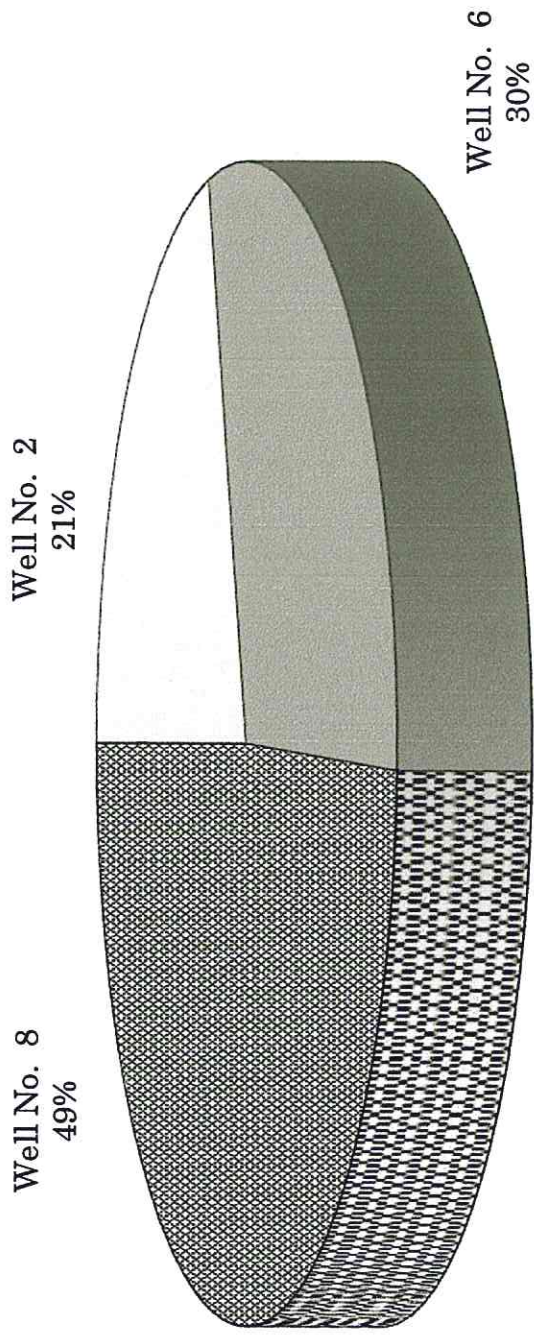


# Source Potable Production Comparison August 2019

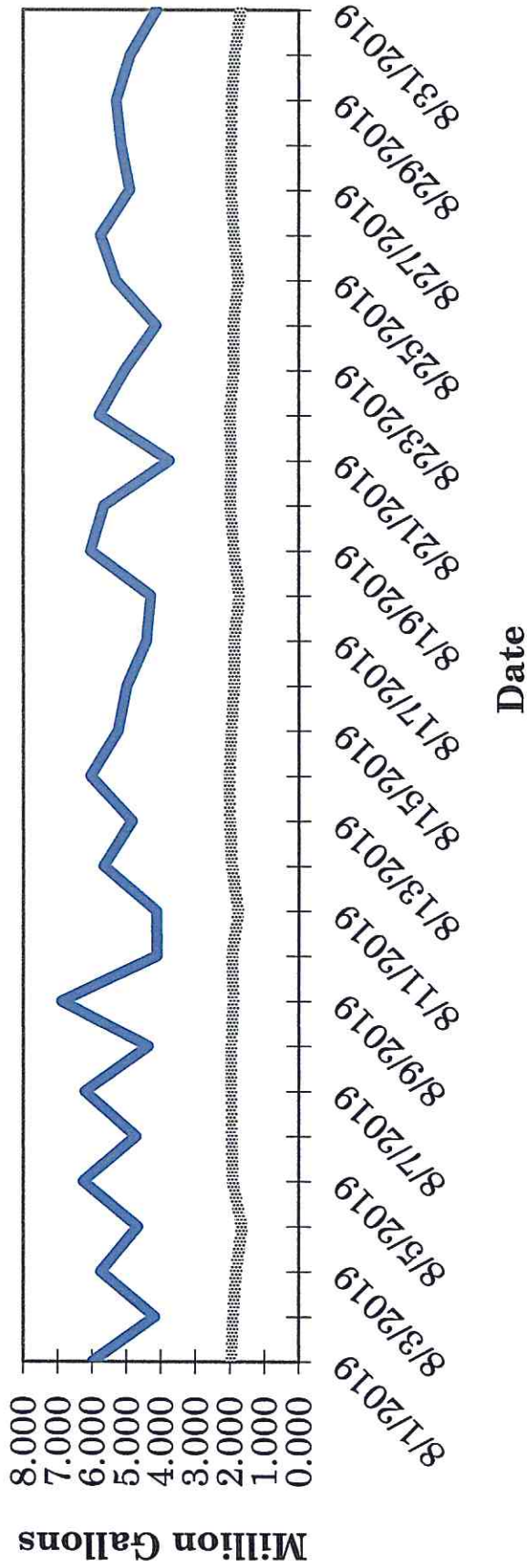




# Source Potable Production Comparison August 2019



# Potable Water & Wastewater Comparison August 2019

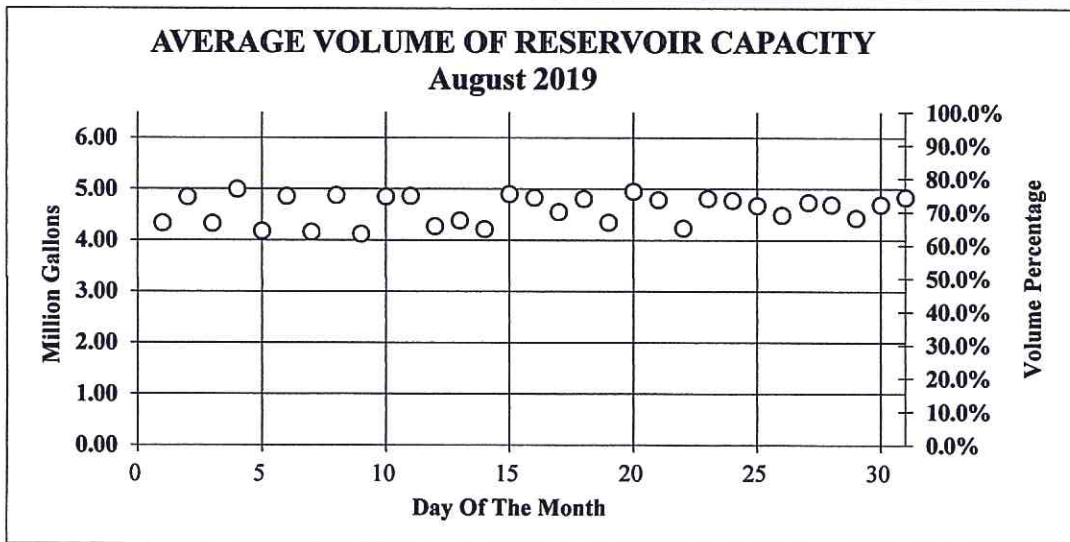


— Potable Water Prod.      ..... Wastewater Prod.

# RUBIDOUX COMMUNITY SERVICES DISTRICT

## Reservoir Capacity Report

CAPACITY	ATKINSON SYSTEM		HUNTER SYSTEM		WATER AVAILABLE (Gallons)*	PERCENTAGE OF TOTAL CAPACITY
	2,000,000	3,000,000	425,000	1,000,000		
DATE	ATKINSON	WATSON	HUNTER 1	PERRONE		
8/1/2019	64.5	64.1	76.1	80.0	4,335,963	67.5%
8/2/2019	76.4	72.9	79.9	78.0	4,844,303	75.4%
8/3/2019	64.2	64.2	76.2	79.4	4,330,376	67.4%
8/4/2019	80.6	76.0	76.3	78.6	4,994,810	77.7%
8/5/2019	60.7	61.6	78.3	78.5	4,175,559	65.0%
8/6/2019	76.0	73.2	76.1	80.4	4,860,191	75.6%
8/7/2019	60.1	61.0	79.2	79.5	4,162,571	64.8%
8/8/2019	77.6	74.0	78.7	77.1	4,875,966	75.9%
8/9/2019	59.7	60.2	77.6	79.9	4,124,761	64.2%
8/10/2019	74.9	72.5	74.9	81.8	4,849,818	75.5%
8/11/2019	77.9	73.8	75.8	78.4	4,864,155	75.7%
8/12/2019	63.2	63.2	78.3	78.1	4,270,030	66.5%
8/13/2019	65.9	65.1	77.8	78.2	4,386,565	68.3%
8/14/2019	61.3	62.6	78.1	77.8	4,219,142	65.7%
8/15/2019	77.9	74.2	78.0	77.9	4,903,983	76.3%
8/16/2019	75.5	72.3	78.4	79.5	4,833,815	75.2%
8/17/2019	69.9	68.3	77.6	77.3	4,553,532	70.9%
8/18/2019	76.2	72.5	75.5	79.5	4,808,026	74.8%
8/19/2019	65.0	64.4	79.4	77.9	4,347,533	67.7%
8/20/2019	78.4	74.4	77.6	81.2	4,955,684	77.1%
8/21/2019	74.8	71.9	79.0	77.5	4,788,572	74.5%
8/22/2019	62.6	62.6	78.5	77.7	4,237,537	66.0%
8/23/2019	75.0	72.5	78.6	79.5	4,814,577	74.9%
8/24/2019	75.9	72.2	77.7	77.4	4,775,427	74.3%
8/25/2019	72.5	70.1	76.0	79.6	4,677,010	72.8%
8/26/2019	68.1	66.7	79.7	79.7	4,493,133	69.9%
8/27/2019	73.4	71.6	76.4	78.4	4,738,030	73.7%
8/28/2019	73.6	70.6	78.6	77.8	4,699,020	73.1%
8/29/2019	66.2	65.9	78.6	77.8	4,437,054	69.1%
8/30/2019	72.2	70.3	78.2	80.9	4,697,661	73.1%
8/31/2019	76.2	72.7	79.7	80.0	4,839,252	75.3%




\* The total capacity of all District reservoirs is 6,425,000 gallons.



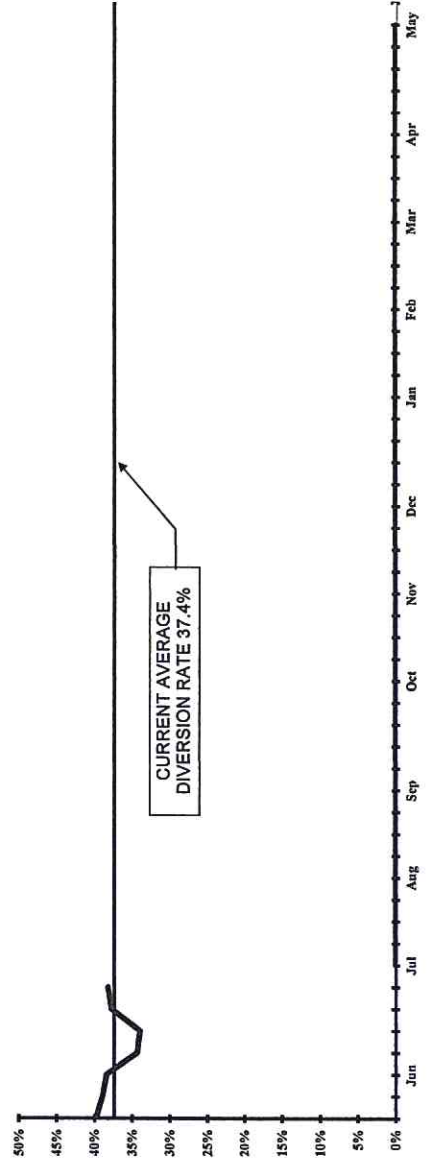


**RUBIDOUX COMMUNITY SERVICES DISTRICT**  
**Green Waste Program**  
**(May 19 to June 20)**

**CHARACTERIZATION OF REFUSE COLLECTED**




**PERCENTAGE OF GREEN/RECYCLE WASTE DIVERTED**



# CAL FIRE/Riverside County Fire Department

## Emergency Incident Statistics

August 2019



# Rubidoux Community Service District



# Total Calls for Rubidoux CSD August 2009-2019

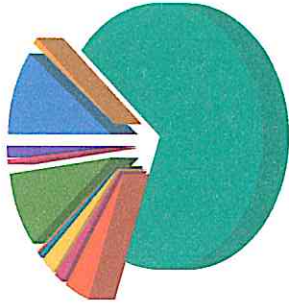


<u>Month/Year</u>	<u>Total Calls for Station 38</u>	<u>Total Calls for District</u>
August 2009	164	175
August 2010	217	227
August 2011	175	181
August 2012	248	260
August 2013	232	243
August 2014	185	197
August 2015	228	249
August 2016	218	229
August 2017	273	287
August 2018	261	271
August 2019	288	295



**Response Activity**

**Incidents Reported for the month of August 2019 and Special District Rubidoux CSD And Both (Code 2, Alpha, Omega, Code 3, Charlie, Delta, Bravo, Echo)**



False Alarm	30	10.2%
Haz Mat	3	1.0%
Medical	205	69.5%
Other Fire	11	3.7%
Other Misc	4	1.4%
Public Service Assist	7	2.4%
Res Fire	1	0.3%
Ringling Alarm	1	0.3%
Traffic Collision	27	8.2%
Vehicle Fire	2	0.7%
Wildland Fire	4	1.4%
Total:	295	100.0%

False Alarm	30
Haz Mat	3
Medical	205
Other Fire	11
Public Service Assist	4
Res Fire	7
Ringling Alarm	1
Traffic Collision	1
Vehicle Fire	27
Wildland Fire	2
Wildland Fire	4
<b>Incident Total:</b>	<b>295</b>

**Average Enroute to Onscene Time\***

Enroute Time = When a unit has been acknowledged as responding. Onscene Time = When a unit has been acknowledged as being on scene. For any other statistic outside Enroute to Onscene please contact the IT Help Desk at 951-940-6900

<5 Minutes	+5 Minutes	+10 Minutes	+20 Minutes	Average	% 0 to 5 min
171	120	18	1	5.1	58.0%

\*CODE 3 and CODE 2 incidents are included in the total count of incidents and the average Enroute to Onscene Time.

### Incidents by Battalion, Station and Jurisdiction

	False Alarm	Haz Mat	Medical	Other Fire	Other Misc	Public Service	Res Fire	Ring Alarm	Traffic Collision	Vehicle Fire	Wildland Fire	Total
<b>Battalion 14</b>												
Station 16 Pedley	0	0	1	0	0	0	0	0	0	0	0	1
City of Jurupa Valley												
Station Total	0	0	1	0	0	0	0	0	0	0	0	1
City of Jurupa Valley												
Station 18 West Riverside	0	0	4	0	0	0	0	0	2	0	0	6
Station Total	0	0	4	0	0	0	0	0	2	0	0	6
City of Jurupa Valley												
Station 38 Rubidoux	30	3	200	11	4	7	1	1	25	2	4	288
Station Total	30	3	200	11	4	7	1	1	25	2	4	288
<b>Battalion Total</b>	<b>30</b>	<b>3</b>	<b>205</b>	<b>11</b>	<b>4</b>	<b>7</b>	<b>1</b>	<b>1</b>	<b>27</b>	<b>2</b>	<b>4</b>	<b>295</b>
<b>Grand Total</b>	<b>30</b>	<b>3</b>	<b>205</b>	<b>11</b>	<b>4</b>	<b>7</b>	<b>1</b>	<b>1</b>	<b>27</b>	<b>2</b>	<b>4</b>	<b>295</b>



### Incidents by Jurisdiction



	False Alarm	Haz Mat	Medical	Other Fire	Other Misc	Public Service	Res Fire	Ring Alarm	Traffic Collision	Vehicle Fire	Wildland Fire	Total
City of Jurupa Valley	30	3	205	11	4	7	1	1	27	2	4	295
<b>Grand Total</b>	<b>30</b>	<b>3</b>	<b>205</b>	<b>11</b>	<b>4</b>	<b>7</b>	<b>1</b>	<b>1</b>	<b>27</b>	<b>2</b>	<b>4</b>	<b>295</b>



### Incidents by Supervisorial District - Summary

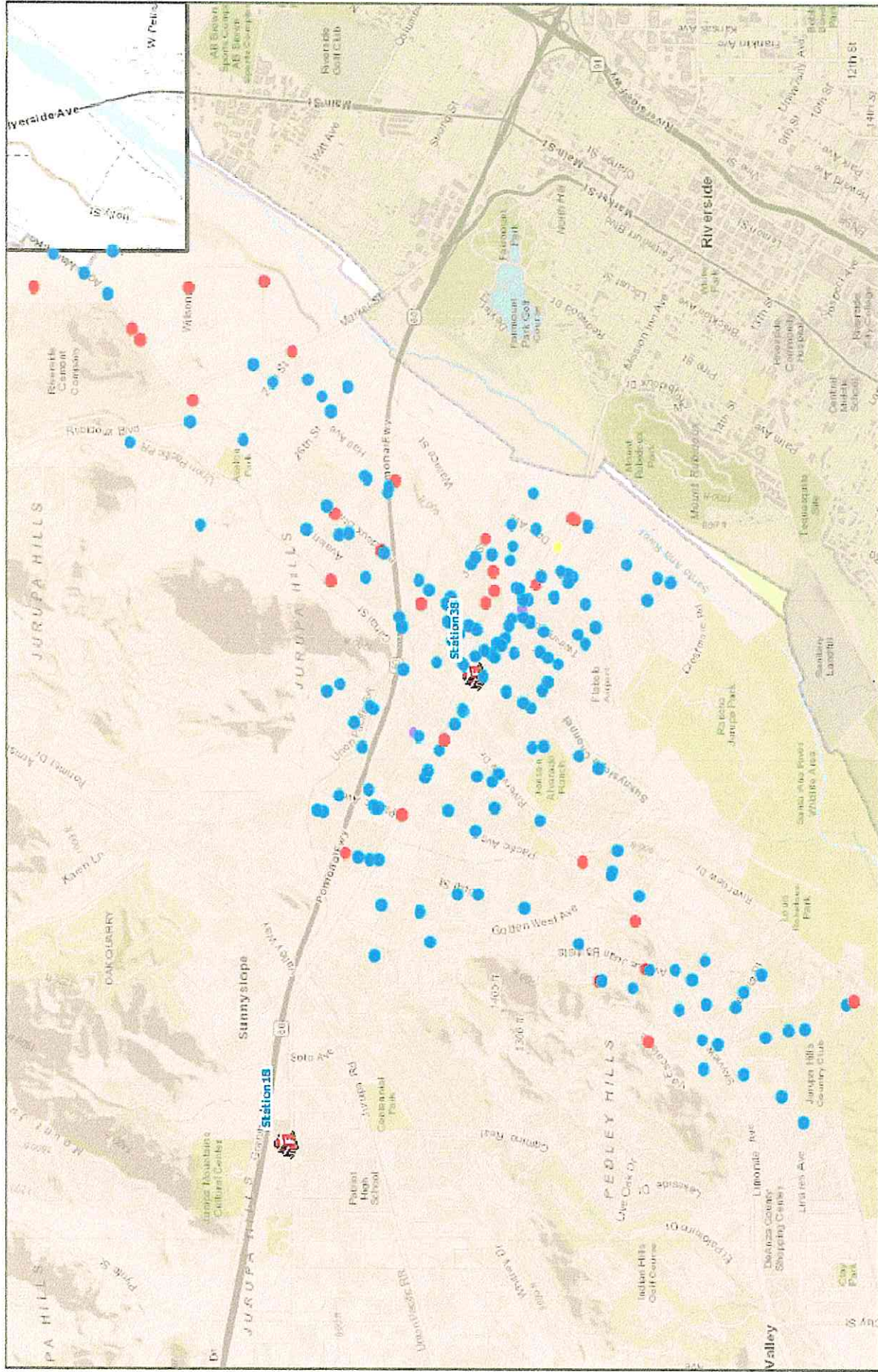


	DISTRICT 2 KAREN SPIEGEL	Grand Total
False Alarm	30	30
Haz Mat	3	3
Medical	205	205
Other Fire	11	11
Other Misc	4	4
Public Service Assist	7	7
Res Fire	1	1
Ring Alarm	1	1
Traffic Collision	27	27
Vehicle Fire	2	2
Wildland Fire	4	4
<b>Total</b>	<b>295</b>	<b>295</b>

\*Incidents are shown based on the primary response area for the incident location. This does not represent total response times for all units only the first unit in.



MONTH = 8 and YEAR = 2019 and SPECIAL = 'Rubidoux CSD'



Riverside County Fire GIS

- Legend**
- Fire ●
  - Riverside County
  - Medical ●
  - Other M/c ●
  - Fire Station 🚒
  - Reservations
  - PSA ●
  - Casinos 🎰

Last Updated 9/3/2019 3:1

\*Incidents are shown based on the primary response area for the incident location. This does not represent total response times for all units only the first unit in.

# **CAL FIRE/Riverside County Fire Department**

## **Emergency Incident Statistics**

### **JURUPA VALLEY**



**Shawn C. Newman**

**Fire Chief**

9/3/2019

**Report Provided By: Riverside County Fire Department**

**Communications and Technology Division**

**GIS Section**

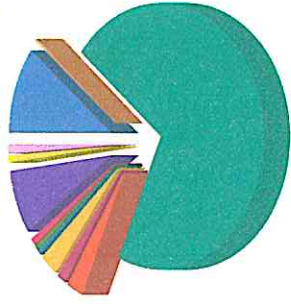
**Please refer to Map and Incident by Battalion, Station, Jurisdiction**

Incidents Reported for the month of August, 2019 and City of Jurupa Valley And Both (Code 2, Alpha, Omega, Code 3, Charlie, Delta, Bravo, Echo)  
\*Incidents are shown based on the primary response area for the incident location. This does not represent total response times for all units only the first unit in.



## Response Activity

Incidents Reported for the month of August, 2019 and City of Jurupa Valley And Both (Code 2, Alpha, Omega, Code 3, Charlie, Delta, Bravo, Echo)



Category	Count	Percentage
False Alarm	103	10.4%
Haz Mat	5	0.5%
Medical	699	70.8%
Other Fire	23	2.3%
Other Misc	14	1.4%
Public Service Assist	29	2.9%
Res Fire	3	0.3%
Rescue	1	0.1%
Ringing Alarm	7	0.7%
Standby	8	0.8%
Traffic Collision	76	7.7%
Vehicle Fire	8	0.8%
Wildland Fire	11	1.1%
<b>Total</b>	<b>987</b>	<b>100.0%</b>

False Alarm	103
Haz Mat	5
Medical	699
Other Fire	23
Other Misc	14
Public Service Assist	29
Res Fire	3
Rescue	1
Ringing Alarm	7
Standby	8
Traffic Collision	76
Vehicle Fire	8
Wildland Fire	11
<b>Incident Total:</b>	<b>987</b>

### Average Enroute to Onscene Time\*

Enroute Time = When a unit has been acknowledged as responding. Onscene Time = When a unit has been acknowledged as being on scene. For any other statistic outside Enroute to Onscene please contact the IT Help Desk at 951-940-6900

<5 Minutes	+5 Minutes	+10 Minutes	+20 Minutes	Average	% 0 to 5 min
602	373	51	8	5.0	61.0%

\*CODE 3 and CODE 2 Incidents are included in the total count of incidents and the average Enroute to Onscene Time.



### Incidents by Battalion, Station and Jurisdiction

		False Alarm	Haz Mat	Medical	Other Fire	Other Misc	Public Service	Res Fire	Rescue	Ring Alarm	Standby	Traffic Collisio	Vehicle Fire	Wildlan d Fire	Total
<b>Battalion 4</b>	Station 47 Norco	0	0	3	0	0	0	0	0	0	0	0	0	0	3
	City of Jurupa Valley														
	<b>Station Total</b>	0	0	3	0	0	0	0	0	0	0	0	0	0	3
<b>Battalion 14</b>	<b>Battalion Total</b>	0	0	3	0	0	0	0	0	0	0	0	0	0	3
	Station 16 Pedley	20	0	166	3	4	4	1	0	3	5	11	0	2	219
	City of Jurupa Valley														
	<b>Station Total</b>	20	0	166	3	4	4	1	0	3	5	11	0	2	219
	Station 17 Glen Avon	31	2	151	4	2	11	1	0	3	2	23	4	1	235
	City of Jurupa Valley														
	<b>Station Total</b>	31	2	151	4	2	11	1	0	3	2	23	4	1	235
	Station 18 West Riverside	17	0	143	4	3	4	0	1	0	1	14	2	2	191
	City of Jurupa Valley														
	<b>Station Total</b>	17	0	143	4	3	4	0	1	0	1	14	2	2	191
	Station 27 East Vale	2	0	30	1	1	3	0	0	0	0	2	0	1	40
	City of Jurupa Valley														
	<b>Station Total</b>	2	0	30	1	1	3	0	0	0	0	2	0	1	40
	Station 38 Rubidoux	33	3	206	11	4	7	1	0	1	0	26	2	5	299
	City of Jurupa Valley														
	<b>Station Total</b>	33	3	206	11	4	7	1	0	1	0	26	2	5	299
<b>Grand Total</b>	<b>Battalion Total</b>	103	5	696	23	14	29	3	1	7	8	76	8	11	984
	<b>Grand Total</b>	103	5	699	23	14	29	3	1	7	8	76	8	11	987

**Incidents by Jurisdiction**

	False Alarm	Haz Mat	Medical	Other Fire	Other Misc	Public Service	Res Fire	Rescue	Ring Alarm	Standby	Traffic Collision	Vehicle Fire	Wildland Fire	Total
City of Jurupa Valley	103	5	699	23	14	29	3	1	7	8	76	8	11	987
<b>Grand Total</b>	<b>103</b>	<b>5</b>	<b>699</b>	<b>23</b>	<b>14</b>	<b>29</b>	<b>3</b>	<b>1</b>	<b>7</b>	<b>8</b>	<b>76</b>	<b>8</b>	<b>11</b>	<b>987</b>

\*Incidents are shown based on the primary response area for the incident location. This does not represent total response times for all units only the first unit in.

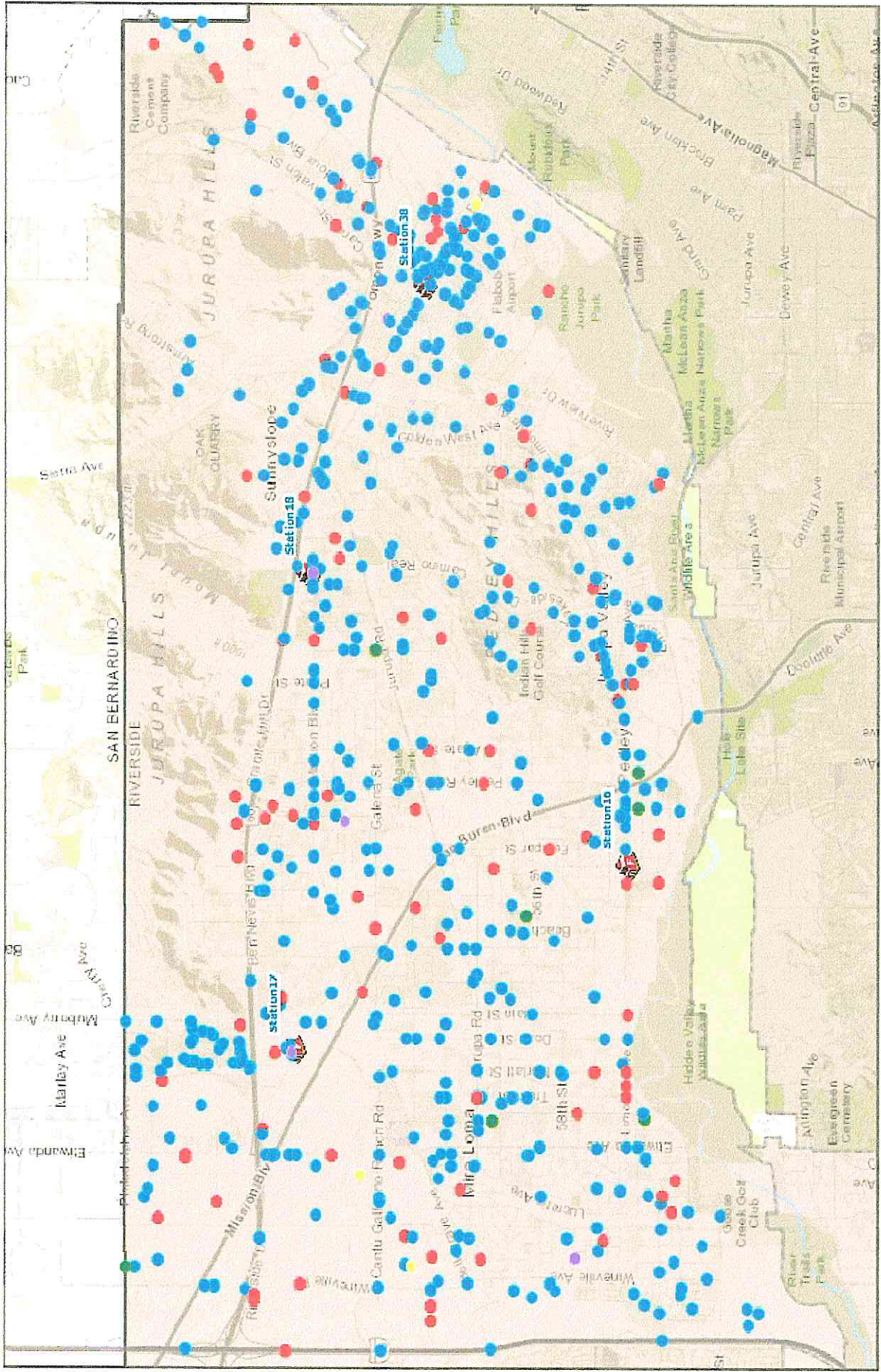
**Incidents by Supervisorial District - Summary**

	<b>DISTRICT 2 KAREN SPIEGEL</b>	<b>Grand Total</b>
False Alarm	103	103
Haz Mat	5	5
Medical	699	699
Other Fire	23	23
Other Misc	14	14
Public Service Assist	29	29
Res Fire	3	3
Rescue	1	1
Ringing Alarm	7	7
Standby	8	8
Traffic Collision	76	76
Vehicle Fire	8	8
Wildland Fire	11	11
<b>Total</b>	<b>987</b>	<b>987</b>

\*Incidents are shown based on the primary response area for the incident location. This does not represent total response times for all units only the first unit in.



MONTH = 8 and YEAR = 2019 and CITYNAME = 'Jurupa Valley'



**Legend**

- Fire
- Medical
- Hazard
- Other Misc
- Haz Mat
- PSA
- Riverside County
- Reservations
- Fire Station
- Casinos



9. RECEIVE AND FILE STATEMENT OF CASH ASSET SCHEDULE  
REPORT ENDING AUGUST 2019:  
**DM 2019-48**

# Rubidoux Community Services District

## Board of Directors

Hank Trueba Jr  
Armando Muniz  
Bernard Murphy  
John Skerbelis  
F. Forest Trowbridge



## General Manager

Steven W. Appel

---

Water Resource Management    Refuse Collection    Street Lights    Fire / Emergency Services    Weed Abatement

## DIRECTORS MEMORANDUM 2019-48

September 19, 2019

**To:** Rubidoux Community Services District  
Board of Directors

**Subject:** Receive and File the August Statement of Cash Assets Schedule

### BACKGROUND:

Attached for the Board of Directors' consideration is the August 2019 Statement of Cash Asset Schedule Report for all District Fund Accounts. Our YTD interest is \$102,946.65 for District controlled accounts. With respect to District "Funds in Trust", we show \$4,790.30 which has been earned and posted. The District has a combined YTD interest earned total of \$107,736.95 as of August 31, 2019.

With respect to the District's Operating Funds (Excluding Restricted Funds and Operating Reserves), we show a balance of \$5,892,730.57 ending August 31, 2019. That is **\$246,269.73 LESS** than July 1, 2019, beginning balance of \$6,139,000.30.

Further, the District's Field/Admin Fund current fund balance is \$504,122.78.


Submitted for the Board of Directors consideration is the *August 2019, Statement of Cash Assets Schedule Report* for your review and acceptance this afternoon.



**RECOMMENDATION:**

Staff recommends to “**Receive and File**” the August 2019 Statement of Cash Asset Schedule Report to the Rubidoux Community Services District Board of Directors.

Respectfully,



STEVEN W. APPEL, DPA, PE  
General Manager

Attachment: August 2019, Cash Asset Schedule Report

RUBIDOUX COMMUNITY SERVICES DISTRICT

INVESTMENT SUMMARY - AUGUST 31, 2019  
CASH BASIS

	Beg. Balance 7/1/2019	YTD Int.	Other Activity YTD	Balance 8/31/2019	YTD Avg. Int. Rate
<b>Operating Accounts</b>	<b>\$ 6,139,000.30</b>	<b>\$ 30,771.31</b>	<b>\$ (277,041.04)</b>	<b>\$ 5,892,730.57</b>	<b>0.52%</b>
Water Operating Reserve	4,138,967.51	25,735.43	-	4,164,702.94	0.62%
Wastewater Operating Reserve	118,074.97	734.17	450,000.00	568,809.14	0.13%
Water Replacement Reserve	549,602.85	3,417.34	19,300.00	572,320.19	0.60%
Fire Mitigation Reserve	1,398,215.47	7,474.12	-	1,405,689.59	0.53%
Wastewater Reserve	3,247,636.40	12,593.56	5,200.00	3,265,429.96	0.39%
Wastewater Replacement Res.	108,352.46	673.72	18,099.00	127,125.18	0.53%
Water Reserve	2,383,077.37	2,747.51	(73,326.22)	2,312,498.66	0.12%
COP Restricted	2,538,527.30	15,784.15	127,700.00	2,682,011.45	0.59%
Field/Admin Reserve	484,950.44	3,015.34	16,157.00	504,122.78	0.60%
Funds in Trust	762,956.91	4,790.30	-	767,747.21	0.62%
<b>Total Investments</b>	<b>\$ 21,869,361.98</b>	<b>\$ 107,736.95</b>	<b>\$ 286,088.74</b>	<b>\$ 22,263,187.67</b>	<b>0.48%</b>

\$0.00

RUBIDOUX COMMUNITY SERVICES DISTRICT  
**CASH ASSET SCHEDULE**  
**INVESTMENT ACTIVITY**  
 FOR PERIOD JULY 1, 2019 THRU AUGUST 31, 2019  
 CASH BASIS  
**FIRE MITIGATION**

<u>DATE</u>	<u>INSTITUTION</u>	<u>INSTRUMENT</u>	<u>MATURITY</u>	<u>STATUS</u>	<u>PURCHASE / REDEEM</u>	<u>INT. RATE</u>	<u>INTEREST</u>	<u>PAR/ BALANCE</u>	<u>TOTAL</u>
8/1/2019	Premier Bank	<b>CD</b>		Beg. Bal.	-	2.08	-	170,000.20	
	Premier Bank			Interest				170,000.20	
	Premier Bank			Redeem				170,000.20	
8/31/2019	Premier Bank	<b>CD</b>	10/3/2019	Purchase	-			170,000.20	
8/1/2019	Premier Bank	<b>Checking</b>		Beg. Bal.	-	0.00	-	8,835.50	
	Premier Bank	<b>Fire Mitigation</b>		Activity				8,835.50	
8/31/2019	Premier Bank			End Bal.	-			8,835.50	
8/1/2019	LAIF	<b>Fire Mitigation</b>		Beg. Bal.	-	2.34	-	1,209,519.37	
	LAIF			Interest				1,209,519.37	
8/31/2019	LAIF			Activity	-			1,209,519.37	
8/1/2019	Premier Bank	<b>Safekeeping</b>		Beg. Bal.	-	-	-	17,334.52	
	Premier Bank			Activity				-	
8/31/2019	Premier Bank			End Bal.	-			17,334.52	\$ 1,405,689.59



RUBIDOUX COMMUNITY SERVICES DISTRICT  
**CASH ASSET SCHEDULE**  
**INVESTMENT ACTIVITY**  
 FOR PERIOD JULY 1, 2019 THRU AUGUST 31, 2019  
 CASH BASIS  
**WASTEWATER CIP FUNDS**

<u>DATE</u>	<u>INSTITUTION</u>	<u>INSTRUMENT</u>	<u>MATURITY</u>	<u>STATUS</u>	<u>PURCHASE / REDEEM</u>	<u>INT. RATE</u>	<u>INTEREST</u>	<u>PAR/ BALANCE</u>	<u>TOTAL</u>
8/1/2019	LAIF	<b>Sewer Mainline</b>		Beg. Bal.				1,993,698.99	
8/31/2019	LAIF			Interest		2.34	-	1,993,698.99	
	LAIF			Activity	-			1,993,698.99	
8/1/2019	CBB-CDARS	<b>CD</b>		Beg. Bal.				600,000.00	
	CBB-CDARS			Interest	76.45	0.15	-	600,000.00	
	CBB-CDARS			Redeem	600,000.00			1,200,000.00	
8/31/2019	CBB-CDARS	<b>CD</b>	11/21/2019	Purchase	(600,000.00)			600,000.00	
8/1/2019	CBB-CDARS	<b>CD</b>		Beg. Bal.				600,000.00	
	CBB-CDARS			Interest	76.45	0.15	-	600,000.00	
	CBB-CDARS			Redeem	600,000.00			1,200,000.00	
8/31/2019	CBB-CDARS	<b>CD</b>	11/29/2019	Purchase	(600,000.00)			600,000.00	
8/1/2019	CBB	<b>Safekeeping</b>		Beg. Bal.				71,578.07	
8/31/2019	CBB			Activity	-	0.10	152.90	-	
	CBB			End Bal.				71,730.97	\$ 3,265,429.96

RUBIDOUX COMMUNITY SERVICES DISTRICT  
**CASH ASSET SCHEDULE**  
**INVESTMENT ACTIVITY**  
 FOR PERIOD JULY 1, 2019 THRU AUGUST 31, 2019  
 CASH BASIS

**WATER CIP FUNDS**

<u>DATE</u>	<u>INSTITUTION</u>	<u>INSTRUMENT</u>	<u>MATURITY</u>	<u>STATUS</u>	<u>PURCHASE / REDEEM</u>	<u>INTEREST RATE</u>	<u>INTEREST</u>	<u>PAR/ BALANCE</u>	<u>TOTAL</u>
8/1/2019	LAIF	<b>Water Mainline</b>		Beg. Bal.				374,807.78	
8/31/2019	LAIF			Interest		2.34	-	374,807.78	
	LAIF			Activity	(71,917.91)			302,889.87	
8/1/2019	Premier Bank	<b>CD</b>		Beg. Bal.				575,000.00	
	Premier Bank			Activity	-	2.08	-	575,000.00	
	Premier Bank			Redeem	-			575,000.00	
8/31/2019	Premier Bank	<b>CD</b>	10/3/2019	Purchase	-			575,000.00	
8/1/2019	Citizens Bus	<b>CD</b>		Beg. Bal.				225,000.00	
	Citizens Bus			Activity	-	0.50	-	225,000.00	
	Citizens Bus			Redeem	-	n/a		225,000.00	
8/31/2019	Citizens Bus	<b>CD</b>	10/26/2019	Purchase	-			225,000.00	
8/1/2019	CBB-CDARS	<b>CD</b>		Beg. Bal.				500,000.00	
	CBB-CDARS			Activity	-	0.15	-	500,000.00	
	CBB-CDARS			Redeem	-	n/a		500,000.00	
8/31/2019	CBB-CDARS	<b>CD</b>	10/24/2019	Purchase	-			500,000.00	
8/1/2019	CBB-CDARS	<b>CD</b>		Beg. Bal.				630,000.00	
	CBB-CDARS			Activity	-	0.15	-	630,000.00	
	CBB-CDARS			Redeem	-	n/a		630,000.00	
8/31/2019	CBB-CDARS	<b>CD</b>	10/24/2019	Purchase	-			630,000.00	

RUBIDOUX COMMUNITY SERVICES DISTRICT  
**CASH ASSET SCHEDULE**  
**INVESTMENT ACTIVITY**  
 FOR PERIOD JULY 1, 2019 THRU AUGUST 31, 2019  
 CASH BASIS

8/1/2019	Premier Bank	<b>Safekeeping</b>	Beg. Bal.		58,727.85
	Premier Bank		Activity	-	58,727.85
8/31/2019	Premier Bank		End Bal.	-	58,727.85
8/1/2019	CBB	<b>Safekeeping</b>	Beg. Bal.		20,880.94
	CBB		Activity	0.10	
8/31/2019	CBB		End Bal.	-	20,880.94
					\$ 2,312,498.66



RUBIDOUX COMMUNITY SERVICES DISTRICT  
**CASH ASSET SCHEDULE**  
**INVESTMENT ACTIVITY**  
 FOR PERIOD JULY 1, 2019 THRU AUGUST 31, 2019  
 CASH BASIS  
**OPERATING FUNDS**

<u>DATE</u>	<u>INSTITUTION</u>	<u>INSTRUMENT</u>	<u>MATURITY</u>	<u>STATUS</u>	<u>DEPOSIT/ WITHDRAW</u>	<u>INTEREST RATE</u>	<u>INTEREST</u>	<u>PAR/ BALANCE</u>	<u>TOTAL</u>
8/1/2019	Premier Bank	<b>Checking-Gen.</b>		Beg. Bal.				104,931.70	
	Premier Bank			Deposits	1,714,369.65	0.00	-	1,819,301.35	
8/31/2019	Premier Bank			Disbursements	(1,638,593.85)			180,707.50	
8/1/2019	Premier Bank	<b>Checking</b>		Beg. Bal.				4,986.63	
	Premier Bank	<b>Property Tax</b>		Deposits	109,407.17	0.00	-	114,393.80	
8/31/2019	Premier Bank			Disbursements	-			114,393.80	
8/1/2019	Premier Bank	<b>Checking-Sewer</b>		Beg. Bal.				5,622.92	
	Premier Bank			Deposits	236,112.70	0.00	-	241,735.62	
8/31/2019	Premier Bank			Disbursements	(235,888.92)			5,846.70	
8/1/2019	Premier Bank	<b>Checking-Water</b>		Beg. Bal.				750,035.06	
	Premier Bank			Deposits	1,139,320.13	0.00	-	1,889,355.19	
8/31/2019	Premier Bank			Disbursements	(1,062,935.97)			826,419.22	

RUBIDOUX COMMUNITY SERVICES DISTRICT  
**CASH ASSET SCHEDULE**  
**INVESTMENT ACTIVITY**  
 FOR PERIOD JULY 1, 2019 THRU AUGUST 31, 2019  
 CASH BASIS  
**OPERATING FUNDS**

<u>DATE</u>	<u>INSTITUTION</u>	<u>INSTRUMENT</u>	<u>MATURITY</u>	<u>STATUS</u>	<u>DEPOSIT/ WITHDRAW</u>	<u>INTEREST RATE</u>	<u>INTEREST</u>	<u>PAR/ BALANCE</u>	<u>TOTAL</u>
8/1/2019	Premier Bank	<b>CD</b>		Beg. Bal.				255,000.00	
	Premier Bank			Activity	-	0.15	-	255,000.00	
	Premier Bank			Redeem	-			255,000.00	
8/31/2019	Premier Bank	<b>CD</b>	9/3/2019	Purchase	-			255,000.00	
8/1/2019	Premier Bank	<b>Operations</b>		Beg. Bal				19,847.27	
	Premier Bank	<b>Safekeeping</b>		Deposits	-	-	-	19,847.27	
8/31/2019	Premier Bank			Disbursements				19,847.27	
8/1/2019	LAIF	<b>Gen. Fund-Prop Tax</b>		Beg. Bal				1,702,045.38	
	LAIF	Qtrly. Interest		Deposits	-	2.34	-	1,702,045.38	
8/31/2019	LAIF			Disbursements	(832,000.00)			870,045.38	
8/1/2019	LAIF	<b>Water Op.</b>		Beg. Bal				2,673,994.87	
	LAIF	Qtrly. Interest		Deposits	274,917.91	2.34	-	2,948,912.78	
8/31/2019	LAIF			Disbursements	(8,075.50)			2,940,837.28	
8/1/2019	LAIF	<b>Sewer Op.</b>		Beg. Bal				672,683.42	
	LAIF	Qtrly. Interest		Deposits	61,000.00	2.34	-	733,683.42	
8/31/2019	LAIF			Disbursements	(54,050.00)			679,633.42	\$ 5,892,730.57

RUBIDOUX COMMUNITY SERVICES DISTRICT  
**CASH ASSET SCHEDULE**  
**INVESTMENT ACTIVITY**  
 FOR PERIOD JULY 1, 2019 THRU AUGUST 31, 2019  
 CASH BASIS  
**RESERVED FUNDS**

<u>DATE</u>	<u>INSTITUTION</u>	<u>INSTRUMENT</u>	<u>MATURITY</u>	<u>STATUS</u>	<u>DEPOSIT/ WITHDRAW</u>	<u>INTEREST RATE</u>	<u>INTEREST</u>	<u>PAR/ BALANCE</u>	<u>TOTAL</u>
8/1/2019	LAIF	<b>Water Op. Reserve</b>		Beg. Bal				4,164,702.94	
	LAIF	Qtrly. Interest		Deposits	-	2.34	-	4,164,702.94	
8/31/2019	LAIF			Disbursements	-			4,164,702.94	
8/1/2019	LAIF	<b>Water Replacement</b>		Beg. Bal				567,020.19	
	LAIF	Qtrly. Interest		Deposits	5,300.00	2.34	-	572,320.19	
8/31/2019	LAIF			Disbursements	-			572,320.19	
8/1/2019	LAIF	<b>Wastewater Replacement</b>		Beg. Bal.				118,075.18	
	LAIF			Interest		2.34	-	118,075.18	
8/31/2019	LAIF			Activity	9,050.00			127,125.18	
8/1/2019	LAIF	<b>COP-Payback</b>		Beg. Bal				2,648,311.45	
	LAIF	Qtrly. Interest		Deposits	33,700.00	2.34	-	2,682,011.45	
8/31/2019	LAIF			Disbursements	-			2,682,011.45	
8/1/2019	LAIF	<b>Field/Admin Bldg.</b>		Beg. Bal				496,047.28	
	LAIF	Qtrly Interest		Deposits	8,075.50	2.34	-	504,122.78	
8/31/2019	LAIF			Disbursements	-			504,122.78	
8/1/2019	LAIF	<b>Wastewater Op. Reserve</b>		Beg. Bal				568,809.14	
	LAIF	Qtrly. Interest		Deposits	-	2.34	-	568,809.14	
8/31/2019	LAIF			Disbursements	-			568,809.14	\$ 8,619,091.68



RUBIDOUX COMMUNITY SERVICES DISTRICT  
**CASH ASSET SCHEDULE**  
 INVESTMENT ACTIVITY  
 FOR PERIOD JULY 1, 2019 THRU AUGUST 31, 2019  
 CASH BASIS  
**FUNDS IN TRUST**

<u>DATE</u>	<u>INSTITUTION</u>	<u>INSTRUMENT</u>	<u>MATURITY</u>	<u>STATUS</u>	<u>PURCHASE / REDEEM</u>	<u>INTEREST RATE</u>	<u>INTEREST</u>	<u>PAR/ BALANCE</u>	<u>TOTAL</u>
8/1/2019	U.S. Bank	COP's Refunding-Series 1998 Install Sale		34,934.77	-	0.17	53.04	765,163.57	
8/31/2019		Reserve-LAIF		730,281.84		0.65	-	765,216.61	
8/1/2019	Premier Bank	Fiscal Agent-SRL MN Plant		Beg. Bal				2,530.49	
8/31/2019		Deposits					0.11	2,530.60	
		Disbursements						2,530.60	\$ 767,747.21

TOTAL CASH FUNDS

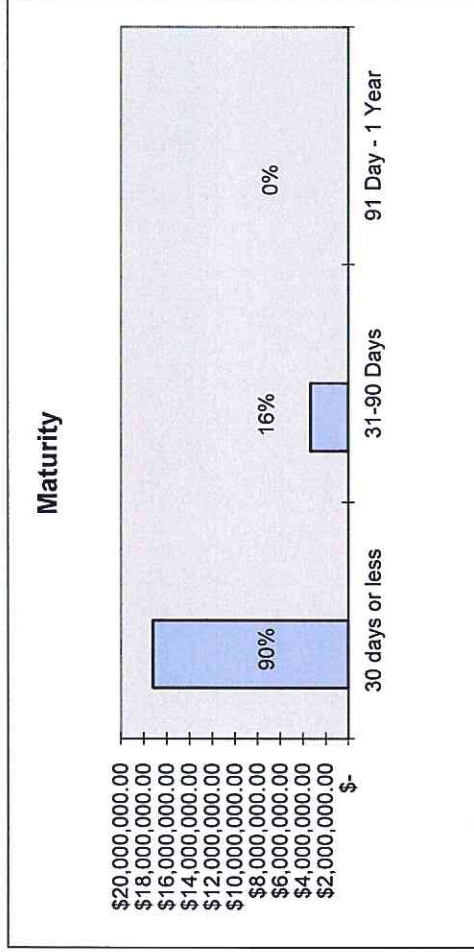
**\$22,263,187.67**

RCSD PORTFOLIO HOLDINGS REPORT  
AUGUST 31, 2019

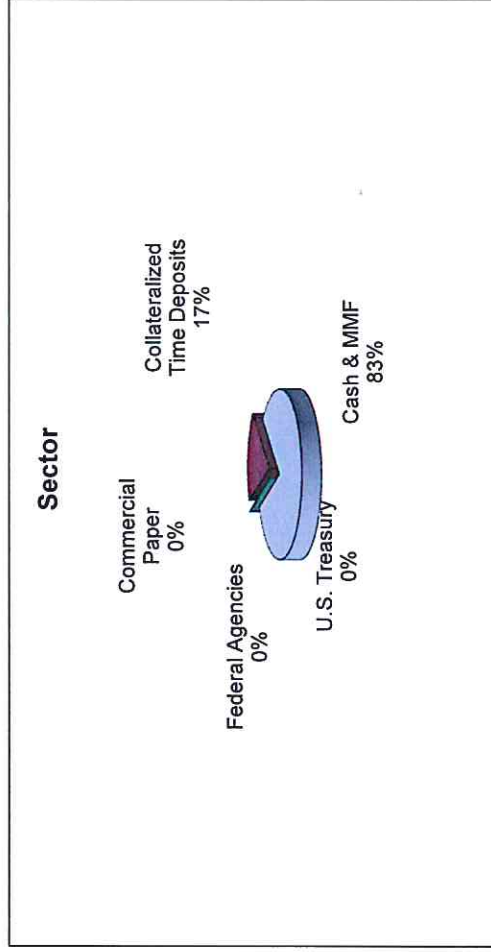
<u>Par \$</u>	<u>Issuer</u>	<u>Maturity</u>	<u>Acquisition Cost</u>	<u>Current Market</u>	<u>Gain/Loss</u>	<u>Yld Mat</u>
<b>AGENCY</b>						
<hr/>						
	Subtotals		-	-	-	
<b>U.S. TREASURIES</b>						
<b>COMMERCIAL PAPER</b>						
<hr/>						
	Subtotals		-	-	-	
<b>COLLATERALIZED TIME DEPOSITS</b>						
170,000.00	Premier	10/3/2019	\$ 170,000.20	\$ 170,000.20		2.08
500,000.00	Citizens CDARS	10/24/2019	500,000.00	500,000.00		0.15
630,000.00	Citizens CDARS	10/24/2019	630,000.00	630,000.00		0.15
575,000.00	Premier	10/3/2019	575,000.00	575,000.00		2.08
255,000.00	Premier	9/3/2019	255,000.00	255,000.00		0.15
600,000.00	Citizens CDARS	11/29/2019	600,000.00	600,000.00		0.15
600,000.00	Citizens CDARS	11/21/2019	600,000.00	600,000.00		0.15
225,000.00	Citizens Business Bank	10/26/2019	225,000.00	225,000.00		0.50
	Subtotals		\$ 3,555,000.20	\$ 3,555,000.20	-	
<b>CASH EQUIVALENT &amp; MONEY MARKET</b>						
16,615,716.26	LAIF	-	\$ 16,615,716.26	\$ 16,615,716.26	-	2.34
123,229.30	CHECK-PPBI-Fire- Prop tax		123,229.30	123,229.30	-	-
188,521.55	SAFEKEEPING		188,521.55	188,521.55	-	-
	Subtotals		16,927,467.11	16,927,467.11	-	
	<b>GRAND TOTALS</b>		<b>\$20,482,467.31</b>	<b>\$20,482,467.31</b>	<b>-</b>	

RCSD Investment Portfolio  
August 31, 2019

<b>Maturity</b>	<b>Assets</b>
30 days or less	\$ 17,182,467.11
31-90 Days	3,300,000.20
91 Day - 1 Year	-
<b>Total</b>	<b>\$ 20,482,467.31</b>



<b>Sector</b>	
Cash & MMF	\$ 16,927,467.11
U.S. Treasury	-
Federal Agencies	-
Commercial Paper	-
Collateralized Time Deposits	3,555,000.20
<b>Total</b>	<b>\$ 20,482,467.31</b>






10. CONSIDERATION TO APPROVE ENGINEERING SERVICES  
AGREEMENT FOR WELL 18 REHABILITATION/MAINTENANCE:  
**DM 2019-49**

# Rubidoux Community Services District

## Board of Directors

Hank Trueba Jr  
Armando Muniz  
Bernard Murphy  
John Skerbelis  
F. Forest Trowbridge



## General Manager

Steven W. Appel

---

Water Resource Management    Refuse Collection    Street Lights    Fire / Emergency Services    Weed Abatement

**DIRECTORS MEMORANDUM 2019-49**

September 19, 2019

**To:** Rubidoux Community Services District  
Board of Directors

**Subject:** Engineering Support for Well No. 18 Rehabilitation

## **BACKGROUND:**

The District's Leland Thompson Water Treatment Facility ("Thompson Plant") located on 34<sup>th</sup> Street near Crestmore Road is designed to remove manganese in water produced from Wells 17 and 18. Well 17, drilled in March 2000, had an initial yield of 1,600 gpm. Well 18, drilled in October 2006, had an initial yield of 1,500 gpm. Both wells eventually begin having production issues that led to past rehabilitation attempts. From prior analyses conducted with Well 17 rehabilitation efforts, loss of production appears to have been a function of certain natural occurring bacteria within the groundwater that use iron and manganese as an energy source. These bacteria create deposits which over time plug screens in the well casing and cause galvanic corrosion.

Two efforts were made to rehabilitate Well 17. The second effort resulted in irreparable damage to the gravel pack making the well unusable. It was taken out of service and the pump and motor were repurposed at the new Well 1A. Preliminary investigations to drill a new replacement well at the Thompson Plant to recover the lost production of Well 17 have been done and appear to be possible.

Well 18 was taken out of service earlier this year due to loss of production. It is suspected that issues with Well 18 are similar in nature to that experienced with Well 17.

With past experience from rehabilitation efforts on Well 17, staff is proposing a phased approach to recover loss production at the Thompson Plant. The approach proposed includes:



1. Develop a rehabilitation approach for Well 18 with use of Krieger and Stewart who will hire a sub-consultant Water Systems Engineering (“WSE”). WSE has expertise in geohydrology and water chemistry. The goal is to use this expertise to develop an appropriate methodology to rehabilitate the well without damaging it.
2. Develop a maintenance strategy for Well 18 that is intended to keep production levels in an acceptable range, avoid screen scaling from deposit accumulations, and control corrosion.
3. Run Well 18 for a period of time (estimated 18 to 24 months) to validate the rehabilitation and maintenance strategy is working as anticipated.
4. With positive results from Well 18, proceed with drilling and outfitting a new Well 17 at the Thompson Plant.
5. Implement maintenance strategy for new Well 17.

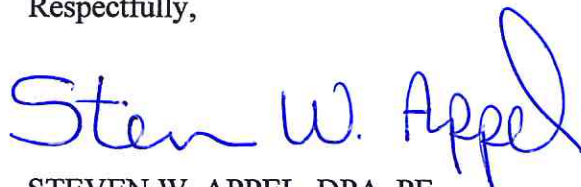
Krieger and Stewart has provided the District with a proposal in the amount of \$24,800 to begin this phased approach to recover lost production at the Thompson Plant. K&S’s proposal includes costs for hiring WSE. Within the District’s FY 2019/2020 Water Capital Improvement Budget \$60,000 is included for rehabilitation of Well 18.

**RECOMMENDATION:**

Staff recommends the Rubidoux Community Services District Board of Directors authorize the General Manager to:

1. Execute a contract with Krieger and Stewart in the amount of \$24,800 to perform Engineering Services for Well Rehabilitation/Maintenance for Well 18 using budgeted funds within Water Capital Improvement Project (CIP) of the approved District Fiscal Year 2019/2020 Budget.

Respectfully,



STEVEN W. APPEL, DPA, PE  
General Manager

Attachments: Krieger & Stewart Proposal dated September 5, 2019  
Water Capital Improvement Budget Excerpt





September 5, 2019

587-47.2A

Jeff Sims, Assistant General Manager  
Rubidoux Community Services District  
Post Office Box 3098  
Jurupa Valley, CA 92519

Via Mail and Email to [jsims@rcsd.org](mailto:jsims@rcsd.org)

Subject: Engineering Services Proposal for  
Well Rehabilitation/Maintenance for Well 18

Dear Mr. Sims:

We appreciate the opportunity to submit our proposal to provide engineering services for subject project.

Our scope of services and fee estimate for subject project is as follows:

**A. SCOPE OF SERVICES**

**Task 1: Conferences and Correspondence with District Staff**

We will engage in telephone conferences, meetings, field meetings, and email communications with Rubidoux Community Services District (District) staff as necessary during the course of the project.

**Task 2: Coordination with District Staff and Subconsultant Water Systems Engineering (Mike Schnieders)**

We will provide pertinent District information to Water Systems Engineering (WSE), and coordinate WSE's activities with District staff.

**Task 3: Gathering and Review of Historical Records**

We will gather and review historical information pertaining to the operation, maintenance, and performance of Wells 17 and 18, and rehabilitation efforts performed on Well 17.

**Task 4: Subconsultant Services**

WSE will provide sampling containers and sampling guidance for collection of water samples from Well 18 and 1A, perform laboratory analyses, provide a well profile report for each well, provide a rehabilitation plan for Well 18, perform review of follow-up samples and well pump tests, and preparation of recommendations for a well maintenance program for Wells 17A, 18, and 1A.



Jeff Sims  
September 5, 2019  
Page 2

**Task 5: Review and Discussion of Initial Sampling Results and Rehabilitation Plan**

We will review and discuss the sampling results and well profile reports and Rehabilitation Plan with WSE and District staff.

**Task 6: Field Witnessing of Remedial Work/Pump Testing**

We will attend and witness Well 18 rehabilitation activities and follow-up pump testing; recording our observations in field reports that we will provide to the District. For purposes of this proposal, we have included a conservative estimate of a total of 3 days of field services.

**Task 7: Review and Discussion of Follow-Up Sampling Results**

We will review and discuss the follow-up sampling and pump testing results with WSE and District staff.

**Task 8: Review and Discussion of Proposed Well Maintenance Program**

We will review and comment on WSE's proposed well maintenance program and discuss with WSE and District staff.

**B. FEE ESTIMATE**

Our estimated fee for the services described above is \$24,800, as shown in **Table 1** attached. Our services are billed on a monthly basis, and we will not exceed this estimated fee for the services specified without authorization in advance. Our fee is based on the rates specified in our 2019 Fee Schedule (attached).

We appreciate being considered to provide subject services to Rubidoux Community Services District. If you have any questions regarding our proposal, or require further information, please contact me at (951) 684-6900 or [dscriven@kriegerandstewart.com](mailto:dscriven@kriegerandstewart.com).

Sincerely,

KRIEGER & STEWART

David F. Scriven

DFS/nr  
587-47P2-Pro

Attachments: Table 1 - Estimated Fees for Engineering Services  
2019 Fee Schedule

**TABLE 1  
RUBIDOUX COMMUNITY SERVICES DISTRICT  
WELL REHABILITATION/MAINTENANCE  
WELL 18**

**ESTIMATED FEES FOR ENGINEERING SERVICES**

TASK / COMPONENT	PRINCIPAL IN CHARGE (1)		PROJECT MANAGER (2)		PROJECT ENGINEER (3)		STAFF ENGINEER (4)		CLERICAL (5)		TOTAL
	HOURS	\$	HOURS	\$	HOURS	\$	HOURS	\$	HOURS	\$	
1. CONFERENCES AND CORRESPONDENCE WITH DISTRICT STAFF			4	832	6	1,164			4	416	2,412
2. COORDINATION WITH DISTRICT STAFF AND SUBCONSULTANT WATER SYSTEMS ENGINEERING (MIKE SCHNIEDERS)			4	832	6	1,164			2	208	2,204
3. GATHERING AND REVIEW OF HISTORICAL RECORDS	1	234	8	1,664	4	776					2,674
4. SUBCONSULTANT SERVICES										6,800 (6)	6,800
5. REVIEW AND DISCUSSION OF INITIAL SAMPLING RESULTS AND REHABILITATION PLAN	2	468	2	416	4	776					1,660
6. FIELD WITNESSING OF REMEDIAL WORK/PUMP TESTING	2	468	2	416	4	776	24	3,120			4,780
7. REVIEW AND DISCUSSION OF FOLLOW-UP SAMPLING RESULTS	2	468	2	416	2	388					1,272
8. REVIEW AND DISCUSSION OF PROPOSED WELL MAINTENANCE PROGRAM	4	936	4	832	4	776					2,544
<b>SUBTOTAL:</b>	<b>11</b>	<b>2,574</b>	<b>26</b>	<b>5,408</b>	<b>30</b>	<b>5,820</b>	<b>24</b>	<b>3,120</b>	<b>6</b>	<b>624</b>	<b>24,346</b>
											<b>REIMBURSABLES (3%): 526</b>
											<b>DESIGN ENGINEERING SERVICES TOTAL: 24,872</b>
											<b>ENGINEERING SERVICES TOTAL (ROUNDED): 24,800</b>

<b>RATES PER KRIEGER &amp; STEWART'S 2019 FEE SCHEDULE</b>	<b>OUTSIDE SERVICES</b>
(1) PRINCIPAL ENGINEER I @ \$234 /Hr	(6) Water Systems Engineering
(2) SENIOR ENGINEER II @ \$208 /Hr	
(3) SENIOR ENGINEER I @ \$194 /Hr	
(4) STAFF ENGINEER I @ \$130 /Hr	
(5) SECRETARY IV @ \$104 /Hr	







**FEE SCHEDULE  
2019**

<b>CLASSIFICATION</b>	<b>RATES \$/Hr.</b>
<b>Consulting, Design, Construction, Engineering, Environmental, Commissioning, and Surveying Services (Office)</b>	
Consultant	307.00
Principal III	282.00
Principal II	259.00
Principal I	234.00
Senior III	220.00
Senior II	208.00
Senior I	194.00
Associate III	187.00
Associate II	182.00
Associate I	176.00
Staff III	170.00
Staff II	149.00
Staff I	130.00
Technician III	111.00
Technician II	106.00
Technician I	101.00
<b>Forensic Services</b>	
Principal Expert:	
Testimony, Deposition, and Trial	400.00
Investigation and Preparation	300.00
Associate Expert:	
Testimony, Deposition, and Trial	350.00
Investigation and Preparation	250.00
<b>Computer Aided Design Services</b>	
Operator III	149.00
Operator II	142.00
Operator I	133.00
<b>Surveying Services (Field)</b>	
2 Man Crew with Standard Equipment and Survey Truck	295.00
1 Man Crew with Standard Equipment and Survey Truck	228.00
3rd Man on Crew	137.00
<b>Construction Services (Field)</b>	
Construction Engineer	187.00
Electrical Inspector	166.00
Construction Inspector:	
Regular Time	130.00
Overtime:	
Weekdays (8 hours to 12 hours)	156.00
Weekdays (More than 12 hours)	188.00
Saturday (12 hours or less)	156.00
Saturday (More than 12 hours)	188.00
Sunday and Holiday (Holidays: New Year's Day, Memorial Day, Independence Day, Labor Day, Veterans Day, Thanksgiving Day and the Day After, Christmas Day)	188.00



**FEE SCHEDULE  
2019  
(continued)**

<b>CLASSIFICATION</b>	<b>RATES \$/Hr.</b>
<b>Support Services</b>	
Secretary IV	104.00
Secretary III	100.00
Secretary II	89.00
Secretary I	80.00
Utility Clerk II	74.00
Utility Clerk I	73.00
<b>Outside Services</b>	
Special Consultants and Purchased Services	Cost + 15%
<b>Reimbursable Expenses</b>	
Vehicle Mileage	0.72 \$/Mile
Travel and Subsistence, including Air Fare, Ground Fare, and Vehicle Parking	Cost
Specialized Rental Equipment	Cost
Copies, Delivery, Postage, Prints, Telephone, and Sundry Charges	Cost

The above rates are subject to change on or about January 1 each year due to salary and cost increases, except for Construction Inspector and Survey Crew rates which are also subject to change if California Department of Industrial Relations issues new prevailing wage determinations during the course of the year. A gasoline surcharge may be included in response to increased prices; no such surcharge will be included on project invoices without prior notification.

**TERMS OF PAYMENT:**

Unless charge accommodations have been established beforehand, all accounts shall be prepaid. For accounts having charge accommodations, payment in full shall be made within 30 days of date of invoice. Any amount unpaid within said 30 days will be assessed a service charge of 1-1/2% per month (18% annual percentage rate), with a minimum charge of \$1.00. Accounts with a past due balance of 30 days or more are subject, without notice, to credit discontinuance and mechanic's lien or stop notice. If it becomes necessary for Krieger & Stewart to initiate legal proceedings for the collection of any balance due, the action shall be brought and tried in the Judicial Districts wherein Krieger & Stewart offices are located. Client agrees that the court may award reasonable attorney's fees and costs of suit to the prevailing party.

2019-FEES (09/20/2018)

**Rubidoux Community Services District  
Water Capital Improvement Project (CIP) Budget**

June 20, 2019

	Projected Year End 2018/2019	Budget 2018/2019	Proposed Budget 2019/2020	Proposed Budget 2020/2021
<b>Operating Income</b>				
1 Developers EDU Fees:Income	51,408	250,000	500,000	500,000
2 Transfer (to)/from Reserves	298,592	600,000	485,000	(500,000)
<b>TOTAL WATER CIP REVENUE</b>	<b>\$350,000</b>	<b>\$850,000</b>	<b>\$985,000</b>	<b>\$0</b>
<b>Operating Expense</b>				
3 Goldenwest Booster				
4 (Improvements)	-	250,000	250,000	-
5 Well 2 Blending Booster	-	250,000	-	-
6 New Well (1A) @ 34th St & Crestmore	350,000	350,000	-	-
7 Well 17A Construction New	-	-	350,000	-
8 Well 18 Rehab New	-	-	60,000	-
9 Well 4 GAC (No3 Plt) New	-	-	325,000	-
<b>TOTAL WATER CIP EXPENSES</b>	<b>\$350,000</b>	<b>\$850,000</b>	<b>\$985,000</b>	<b>\$0</b>



**11. CLOSED EXECUTIVE SESSION – PURSUANT TO  
GOVERNMENT CODE SECTION 54956.8: REAL PROPERTY  
NEGOTIATIONS**

PROPERTY: 5293 MISSION BLVD., JURUPA VALLEY, CA  
AGENCY NEGOTIATOR: STEVEN APPEL  
UNDER NEGOTIATION: PURCHASE/NO PURCHASE,  
PRICE, AND TERMS

12. DIRECTORS COMMENTS – NON-ACTION

13. ADJOURNMENT