

Rubidoux Community Services District

Board of Directors

Armando Muniz
Hank Trueba Jr.
Bernard Murphy
John Skerbelis
F. Forest Trowbridge

General Manager

Jeffrey D. Sims



Water Resource Management Refuse Collection Street Lights Fire / Emergency Services Weed Abatement

NOTICE AND AGENDA FOR THE RUBIDOUX COMMUNITY SERVICES DISTRICT BOARD MEETING Thursday, July 16, 2020 at 4:00 PM

Pursuant to Paragraph 3 of Executive Order N-29-20, executed by the Governor of California on March 17, 2020 as a response to mitigating the spread of corona virus known as COVID-19:

During this regular meeting of the Rubidoux Community Services District Board of Directors, members of the public will not be allowed to attend and address the Board in person.

Members of the public wanting to listen to the meeting or address the Board may do so by:

- Using the Zoom App or website for free at: <https://zooms.us/>
 - o Once installed ahead of the meeting, you may choose your audio source as either computer speakers/microphone or telephone.
 - o If you wish to make public comments via the Zoom platform, the Board Secretary will identify you at your time to speak.
 - o Meeting ID is **433-532-2766**.

- Calling into the meeting at any one of the following numbers:

+1 669 900 9128
+1 346 248 7799
+1 301 715 8592
+1 312 626 6799
+1 646 558 8656
+1 253 215 8782

Only one person at a time may speak by telephone and only after being recognized by the Secretary of the Board.

1. Call to Order – Armando Muniz, President
2. Pledge of Allegiance
3. Roll Call
4. Approval of Minutes for the June 18, 2020, Regular Meeting.
5. Consideration to:
 - A) Ratify the July 3, 2020, Salaries, Expenses and Transfers
 - B) Approve the July 17, 2020, Salaries, Expenses and Transfers
6. Acknowledgements – This is the time for Members of the Public to address the Board on Any Non-agenda Matter.
7. Correspondence and Related Information
8. Manager's Report (Second Meeting each Month):
 - a) Operations Report
 - b) Emergency and Incident Report

ACTION ITEMS:

9. Consideration to Approve and Authorize Retirement Payment for CalPERS Annual Unfunded Liability: **DM 2020-52**
10. Receive and File Statement of Cash Asset Schedule Report Ending June 2020: **DM 2020-53**
11. Consideration to Approve Resolution 2020-870, a Resolution Transferring Certain Property Tax Revenue Between the County of Riverside and the Rubidoux Community Services District; LAFCO Cases 2020-18-2 and 2020-19-2(Agua Mansa Commerce Center): **DM 2020-54**
12. **Closed Executive Session**
 - a. Pursuant to Government Code Section 54956.9: Legal Counsel Status on Litigation Case No. CIVDS 1310520, City of Riverside vs. Rubidoux Community Services District

- b. Pursuant to Government Code Section 54956.8: Real Property Negotiations for APN 179-160-004: Jeff Sims Property Negotiator

13. Directors Comments - Non-action

14. Adjournment

Closed Session: At any time during the regular session, the Board may adjourn to a closed executive session to consider matter of litigation, personnel, negotiations, or to deliberate on decisions as allowed and pursuant with the open meetings laws. Discussion of litigation is within the Attorney/Client privilege and may be held in closed session.

Authority: Government code 11126-(a) (d) (q).

4. APPROVAL OF MINUTES FOR JUNE 18, 2020, REGULAR
MEETING

MINUTES OF REGULAR MEETING
June 18, 2020
RUBIDOUX COMMUNITY SERVICES DISTRICT

DIRECTORS PRESENT: Armando Muniz
Bernard Murphy
John Skerbelis
F. Forest Trowbridge
Hank Trueba, Jr.

DIRECTORS ABSENT:

STAFF PRESENT: Jeffrey Sims, General Manager
Brian Laddusaw, Director of Finance
Brian Jennings, Manager Budgeting & Accounting
Miguel Valdez, Maintenance & Operations

Members of the Public: Florence Daly
Guadelupe
Chris Barajas
Nell

Call to order: the meeting of the Board of Directors of the Rubidoux Community Services District by Director Murphy, at 4:00 P.M., Thursday, June 18, 2020, by teleconferencing at District Office, 3590 Rubidoux Boulevard, Jurupa Valley, California.

ITEM 4. APPROVAL OF MINUTES

Approval of Minutes for June 4, 2020, Special Board Meeting.

Director Muniz moved and Director Trueba seconded to approve the June 4, 2020 Regular Meeting Minutes.

Roll call:

Ayes – 5 (Muniz, Murphy, Skerbelis, Trowbridge, Trueba)

Noes – 0

Abstain – 0

Absent – 0

The motion was carried unanimously.

ITEM 5. Consideration to Approve the June 19, 2020 the Salaries, Expenses and Transfers.

Consideration to Approve the June 19, 2020 the Salaries, Expenses and Transfers.

Director Muniz moved and Director Skerbelis seconded to Approve the June 19, 2020 Salaries, Expenses and Transfers.

Roll call:

Ayes – 5 (Muniz, Murphy, Skerbelis, Trowbridge, Trueba,)

Noes – 0

Abstain – 0

Absent – 0

The motion was carried unanimously.

ITEM 6. PUBLIC ACKNOWLEDGE OF NON-AGENDA MATTERS

There were no members of the public at this time.

ITEM 7. CORRESPONDENCE AND RELATED INFORMATION

There was no correspondence or related information at this time.

ITEM 8. MANAGER’S REPORT

Operations Report:

Miguel Valdez reported for the month of May, there were 138,000,000 gallons of water produced by the three wells. Half of the water came from Well No. 8, and the other half came from Wells 1 and 2. 52,000,000 gallons of water went to the Riverside Wastewater Treatment Plant. The routine sewer cleanings were being done this week.

Emergency and Fire Report:

Station 38 had a total of 256 calls. Of those 167 calls, 65.2% were medical aides. Additionally, there was a report for the City of Jurupa Valley. For the city, there was a total of 247 calls.

ITEM 9. Receive and File Statement of Cash Asset Report for all District Funds Ending May 2020. DM 2020-43.

BACKGROUND

Attached for the Board of Directors' consideration is the May 2020 Statement of Cash Asset Schedule Report for all District Fund Accounts. Our YTD interest is \$406,989.17 for District controlled accounts. With respect to District "Funds in Trust", \$17,558.92 has been earned and posted. The District has a combined YTD interest earned total of \$424,548.09 as of May 31, 2020.

With respect to the District's Operating Funds (Excluding Restricted Funds and Operating Reserves), there is a balance of \$6,466,951.29 ending May 31, 2020. That's **\$327,959.00 MORE** than July 1, 2019, beginning balance of \$6,139,000.30.

The District's Field/Admin Fund current fund balance is \$578,280.64.

Submitted for the Board of Directors consideration is the *May 2020, Statement of Cash Asset Schedule Report* for your review and acceptance this afternoon.

Director Murphy moved and Director Trueba seconded to Receive and File the Statement of Cash for the Month of April 2020 for the Rubidoux Community Services District.

Ayes – 5 (Muniz, Murphy, Skerbelis, Trowbridge, Trueba)

Noes – 0

Abstain – 0

Absent – 0

The motion was carried unanimously.

ITEM 10. Consider Approval of Salary Schedule for FY 2020-2021. DM 2020-44.

BACKGROUND

The Rubidoux Community Services District ("District") and staff entered a Memorandum of Understanding (MOU) effective through June 30, 2021. The MOU applies to all administrative and field employees of the District. Historically management level employees of the District have mirrored aspects of the MOU when it comes to holidays, compensated absences, salary adjustments, benefits, etc.

Pursuant to Article XXIV "Wages and Reopening" of the MOU, at the beginning of each fiscal year, July 1, the District shall increase the wage rate and range by the percentage change to the Consumer Price Index (CPI) for the Riverside-San Bernardino-Ontario area for the proceeding twelve months ending in April. The MOU stipulates each annual cost of living adjustment (COLA) shall range from a minimum of one percent (1%) to a maximum of three percent (3%).

During staff's review of the CPI table for the applicable area published by the US, Bureau of Labor Statistics, CPI data was not made available for the measurable month, April, noted within the MOU. To determine the COLA for FY 2020-2021 staff used an

average of the data noted for March and May 2020, which was determined to be 1.9%. When reviewing this amount, staff considered the significant impact that COVID-19 had on the CPI and felt it would be more equitable to District employees to include measurable data from January 2020, reflective of the CPI before the COVID-19 pandemic was prevalent, and thus perform a three period average. This resulted in a change to the calculated COLA from 1.9% to 2.4%, which remains within the allowable range per the MOU. This methodology was shared with Union Representation and received as acceptable with no objection. The District incorporated the potential maximum 3% COLA adjustment into the annual budget process Using a three-period average rather than a two period average increases the total COLA pool by approximately \$11,000 and remains below the COLA included in the approved budget.

Submitted for your consideration is the proposed Salary Schedule for the Rubidoux Community Services District for Fiscal Year 2020-2021 based upon a 2.4% COLA. Acceptance of the Salary Schedule tonight will have an effective date of 7-1-2020.

Director Muniz moved and Director Murphy seconded approval of the Salary Schedule of the Rubidoux Community Services District for Fiscal Year 2020-2021 based upon a 2.4% COLA with an effective date of 7-1-2020.

Roll call:

Ayes – 5 (Muniz, Murphy, Skerbelis, Trowbridge, Trueba)

Noes – 0

Abstain – 0

Absent – 0

The motion was carried unanimously.

ITEM 11. Consider Approval of Participation Agreement – Offsite Water System Improvements for Tract 37211. DM 2020-45.

BACKGROUND

Tract 37211 is a proposed 48-lot single family residential development (“Project”) located in Rubidoux Community Services District (“District”) west of Pacific Avenue between State Highway 60 and Canal Street. The owner/developer of the Project at its sole expense will build new water and sewer facilities to District standards to service all 48-lots created. Once accepted, the new facilities will be accepted by the District for ownership and ongoing maintenance.

Staff has reviewed the existing District water system in the area and has determined existing homes along Opal Street and Canal Street are served by small 2” and 4” diameter water pipelines built in the 1950’s. The Project proposes connections to these existing pipelines at the intersections of Canal Street and Opal Street, Opal Street and “C” Street, and Canal Street and the RCFC drainage channel.

Given the small size and age of the existing offsite water pipelines the Project is connecting to, staff has discussed having the owner/developer of the Project provide a cost for the design of replacement pipelines, which the District could consider participating in funding their construction. The three segments of offsite Project water facilities include:

Segment 1: 8" diameter pipeline in Opal Street from "C" Street to Canal Street (520 L.F.)

Segment 2: 8" diameter pipeline in Canal Street from Project boundary at Canal Street to Patricia Drive (240 L.F.)

Segment 3: 8" diameter pipeline in Canal Street from Patricia Drive to Pacific Avenue (515 L.F.)

These three segments total approximately 1,275 L.F. Attached Exhibit 2 shows the location of the three segments.

The owner/developer has provided a Scope of Work to prepare plans, specifications, and bidding schedules to include these offsite Project water improvements with the bidding and construction of Project water improvements. The cost for design is \$19,700. The Scope of Work and Fee is attached as Exhibit 3.

Although these three segments are not in current budgets for replacement, there is an opportunity to have the design done at a relatively minor cost. With design completed, the District can obtain bids for the actual construction combined with the Project work. This may create some economies of scale the District may otherwise not achieve if done separately later. If construction bids are favorable, staff would advise the Board and seek authorization to have the offsite water pipelines replaced.

Staff has prepared a draft participation agreement entitled – "Participation Agreement Offsite Water System Improvements for Tract No. 37211", attached. This agreement provides basic terms of the relationship between the District and the Developer related to the offsite water improvements. The terms include:

1. Scope of the design work for the offsite water improvements
2. Cost of the design work the District agrees to pay
3. Ability to enter a future agreement if District agrees to have Developer install the offsite water improvements with Project water improvements

The initial commitment of \$19,700 for the design effort will require a budget amendment to the approved District Fiscal Year 2020-2021 Budget. Staff recommends using Water Fund Reserves to amend the Water Replacement Project Budget to create a new line item – Offsite Water System Improvements for Tract 37211 in the amount of \$19,700.

Director Trowbridge moved and Director Muniz seconded the Board of Director of Directors:

1. **Sign the agreement entitled – “Participation Agreement Offsite Water System Improvements for Tract No. 37211” subject to minor non-substantive changes.**
2. **Amend the District Fiscal Year 2020-2021 Budget by using Water Fund Reserves to create a new line item – Offsite Water System Improvements for Tract 37211 in the amount of \$19,700.**

Roll Call:

Ayes – 5 (Muniz, Murphy, Skerbelis, Trowbridge, Trueba)

Noes – 0

Abstain – 0

Absent – 0

The motion was carried unanimously.

ITEM 12. Consider Adoption of Resolution No. 869 – a Resolution of the Board of Directors of the Rubidoux Community Services District Appointing and Authorizing Jeffrey D. Sims to File an Application with the United States Department of Interior Bureau of Reclamation’s Watersmart Drought Resiliency Project Grant for Well 18 Rehabilitation. DM 2020-46.

BACKGROUND

In response to lowered notification limits (“NL”) and response limits (“RL”) for PFAS Compounds, specifically PFOA and PFOS by the State Water Resources Control Board Division of Drinking Water (“DDW”), efforts are underway to add treatment at all District potable supply wells to remove PFAS contaminants to below the NL. Based on the completed Basis of Design Memo for PFAS Compound removal, the proposed strategy is to add ion exchange treatment at the District’s Thompson Manganese Removal Plant on 34th Street. This added ion exchange treatment will handle flows from District Wells 1A, 8, and 18 totaling approximately 4,900 gallons per minute (“gpm”).

Well 18 is currently out of service and requires rehabilitation. The well was originally drilled and put into service in 2006 and had a production rate of approximately 1,500 gpm. Over the years the well casing and gravel pack fouled, This reduced the production rate to the point where the well could not operate efficiently. The well was taken out of service in April 2018. A rehabilitation plan has been developed for the well. It is necessary to put Well 18 back into service so the District will have greater flexibility and control on flow rates through the ion exchange treatment system. The new treatment system will operate better if ran continuously. Having three wells, 1A, 8 and 18, staff will be able to toggle wells on and off to adjust flows so there is continuous flow through the treatment system while meeting fluctuating customer water demands.

From a timing standpoint, the new treatment system and rehabilitation of Well 18 needs to be completed within the next 12 to 18 months.

As the Board may recall staff was recently authorized to hire Blais and Associates to help the District apply for grants through various state and federal programs to mitigate some of the costs associated with improving overall water supply reliability. Blais has identified a funding opportunity provided by the Bureau of Reclamation (“Reclamation”). The specific Reclamation grant funding program is called “WaterSMART Drought Response Program: Drought Resiliency Projects for FY 2021. Staff and Blais reviewed our Project Description, Attachment 1, with a Reclamation Grant Representative and got positive response indicating the District should apply for a \$750,000 grant. The application due date is July 8, 2020. Expenses incurred by the District after July 1, 2020 are eligible expenses towards the grant. Preliminary estimates for rehabilitation of Well 18 and a proportionate share of the treatment system attributable for Well 18 flows is approximately \$1.85 million.

To submit the Grant Application to Reclamation, there is a requirement for the District to submit with the Application a resolution indicating the following:

1. Board approval to submit the Grant Application.
2. The District will comply with Reclamation deadlines and schedules.
3. The District is capable of funding that portion of the project not funded by the grant.
4. Authorizing the General Manager to conduct negotiations with Reclamation.

Attached proposed Resolution No. 869 has been prepared to meet this requirement.

Director Muniz moved and Director Trowbridge seconded the Rubidoux Community Services District Board of Directors:

Approve and Adopt Resolution No. 869 – a Resolution of the Board of Directors of the Rubidoux Community Services District Appointing and Authorizing Jeffrey D. Sims to File an Application with the United States Department of Interior Bureau of Reclamation’s WaterSMART Drought Resiliency Project Grant for Well 18 Rehabilitation.

Roll Call:

Ayes – 5 (Muniz, Murphy, Skerbelis, Trowbridge, Trueba)

Noes – 0

Abstain – 0

Absent – 0

The motion was carried unanimously.

ITEM 13. Consider Approval of Expenses Related to Addition of Ion Exchange Treatment for PFAS Contaminants: DM 2020-47.

BACKGROUND

The State Water Resources Control Board Division of Drinking Water (“DDW”) has issued Rubidoux Community Services District (“District”) a Notice of Intent to Issue a New General Order for Monitoring of Perfluoroalkyl Substances (Health and Safety Code Section 116378) starting July 2020, (“NOI”), attached. This NOI describes DDW’s intent to issue the order and establish sampling and testing for PFOA and PFOS beginning the 3rd Quarter of 2020. DDW expects the new order will increase public reporting requirements, guidance on detections, and determination of Response Level exceedances using a running quarterly average. Current notification and response levels for PFAS chemicals are listed below:

<u>PFAS Compound</u>	<u>Notification Level</u> (ng/L)	<u>Response Level</u> (ng/L)
Perfluorooctanic acid (PFOA)	5.1	10
Perfluorooctanesulfonic acid (PFOS)	6.5	40

Sampling results reflect all District wells will have difficulty meeting a running quarterly average for the lowered PFOA Response Level of 10 ng/L. Most District wells currently are at, or just above the PFOA Response Level without treatment.

As the Board may recall, Hazen & Sawyer (“Hazen”) was hired to assist the District with a strategy to address treatment of PFAS Compounds. Hazen has completed a Basis of Design Memorandum addressing treatment requirements for Wells 1A, 8, and 18. The treatment process will use ion exchange and include three trains of six pressure vessels in a lead-lag configuration filled with resin. The treatment process will be located at the Thompson Treatment Plant given there is available space and proximity to Wells 1A, 8, and 18. With the anticipation of sampling and reporting starting in the 3rd Quarter of this year, the District will need to have the treatment in operation by summer 2021 to enable meeting the running quarterly average over four quarters.

The next steps include: 1) hiring Hazen to prepare the final design, specifications, and bidding documents for the treatment system, and 2) purchase of the main components of the treatment system.

Hazen

Hazen proposes an addendum of \$244,288 to its current contract of \$155,444, bringing their total contract value with the District to \$399,732. The addendum, attached as Exhibit 1 has a Scope of Work that includes:

Task 6 – Final Design: this includes approximately 31 sheets of design drawings and preparation of technical specifications to be included with the District’s standard front-end specifications and contracts.

Task 7 – Environmental Documents (CEQA, NEPA): Both CEQA and NEPA categorical exemption filings are anticipated due to the work being done at an existing and operating

District Treatment Facility. NEPA is necessary as part of the application for federal grant funding under the Bureau of Reclamation WaterSMART Program.

Task 8 – As-Needed Construction and Startup Support: This task provides time for Hazen to respond to questions and clarifications during the construction process and startup of the system.

Evoqua Water Technologies

Through the Basis of Design process, staff and Hazen have been coordinating with Evoqua on evaluating use of pressure vessels filled with granulated activated carbon or resin. Staff has also contacted Activated Carbon regarding same. Evoqua has a relatively new, but used system, that has been refurbished and will work for the District's application of ion exchange treatment for Wells 1A, 8, and 18. Evoqua has provided pricing for the system at a discount as compared to purchasing a new system. Besides a lower price, the system is available and avoids a 26 to 36-week manufacturing and delivery period. Evoqua's quote for the treatment system is attached as Exhibit 2. The cost for the six pressure vessels in a three-train, lead-lag configuration is \$800,744.13 including tax. Additional costs include \$20,530 for delivery, \$5,355 for up to 3 days of installation supervision, and \$785,687.14 for the initial resin fill of the six vessels (includes tax). Total initial cost to Evoqua is anticipated to be \$1,612,316.27; a total of \$268,719.38/vessel. The District would issue two Purchase Orders for this: 1) one issued on or before June 30, 2020 for \$800,744.13 and 2) a second issued on or before September 30, 2020 for the balance of \$811,572.14. Other terms include:

- a. Warranty comparable to that of new equipment (Section 7 of Standard Terms of Sale).
- b. Commitment to a three (3) year service contract for resin exchange service linked to a set CPI inflator.
- c. Ten (10) months of storage at no cost.

Between Hazen and Evoqua, the District will invest just over \$2 million towards PFAS contaminant removal. In addition, there will be construction costs, which along with treatment expenses for Wells 4 and 6 may bring a total commitment of \$5 million. With the addition of PFAS removal treatment, the District will also have a higher annual operational expense for resin and GAC exchanges, energy and chemicals, and labor. To mitigate these higher expenses, staff is applying for a \$750,000 grant, sale of water to Jurupa Community Services District and water rate increases. Another strategy is to look at long-term borrowing at low interest rates. Long-term borrowing may smooth out rate impacts and address other costly issues such as building upgrade, and resolution of expenses related to upgrades at the City of Riverside WWTP.

To enable the District to meet the lowered PFAS levels in a timely manner, these expenses are necessary. To proceed a budget amendment of the approved District FY 2020-2021 Budget is necessary by moving \$1.7 million from District Reserves to the Water Capital Improvement Project (CIP) Budget.

Director Muniz moved and Director Murphy seconded the Rubidoux Community Services District Board of Directors:

1. **Amend the approved District FY 2020-2021 Budget by moving \$1.7 million from District Reserves to the Water Capital Improvement Project (CIP) Budget.**
2. **Finalize negotiations with Evoqua Water Technologies for purchase of a refurbished PFAS Treatment System consistent with Terms and Conditions as detailed in Quotation #2004-23/rev 2, dated June 10, 2020 with a not to exceed amount of \$1,615,000.**
3. **Execute an amendment with Hazen in the amount of \$244,238 bringing their total contract value with the District for PFAS Treatment Design to \$399,732.**

Roll Call:

Ayes – 5 (Muniz, Murphy, Skerbelis, Trowbridge, Trueba)

Noes – 0

Abstain – 0

Absent – 0

The motion was carried unanimously.

ITEM 14. Consideration to Adopt Resolution No. 2020-866, a Resolution Adjusting the Solid Waste Collection and Disposal Charges for Residential, Commercial, and Industrial Customers. DM 2020-48.

BACKGROUND

As authorized by the Board of Directors and attached for your review and consideration is Resolution No, 2020-866, which if adopted, will result in rate adjustments to all RCSD residential, commercial, and industrial solid waste collection and disposal services. Prior to consideration by the Board, Proposition 218 notice requirements must be satisfied. Those requirements include the following:

- All affected property owners and tenants received the Prop. 218 notification (see attached notification);
- Prop 218 notifications were mailed on April 3, 2020, at least 45-days before the public protest hearing date;
- The notice was provided in English and Spanish (not a Prop. 218 requirement); and
- Identified the public protest hearing location, time, and date affording all parties the ability to file their protests up to and including the hearing date.

On April 3, 2020, the District mailed 8,942 notices. Of those, 597 were returned as non-deliverable notices from the post office, thereby adjusting the total mailed to 8,345. Prop 218 requires 50% plus 1 vote protests to defeat such proposed rates. As of the writing of this Memorandum, the District has received 3 written protests against the proposed increase, well below the required 4,174.

Finally, Prop 218 requires the public agency to conduct a Protest Hearing. At the conclusion of the Public Protest Hearing, the Board will tally all protests submitted (written or oral) as part of the protest vote, determining if the required 50% plus 1 vote protest threshold is met. The Board will be asked to approve the Solid Waste rate adjustment should the protest vote count be below 4,4174.

The notice of pending adoption of Resolution No. 2020-866 is posted on the District website and available for inspection at the District office front counter. (Currently our Lobby is closed due to Covid-19 safety precautions, customers may call the office and have a copy mailed to them or they can download a copy from the District website.

Mr. Jeff Sims gave a detailed presentation and explanation regarding the Solid Waste, Sewer and Adjustment of certain Water Rates for delivery of Potable Water to residential, commercial and industrial customers.

Director Murphy opened the Public Hearing.

Nell, a member of the public inquired to the Board as to why the rates are going up. Mr. Jeff Sims explained to her how Burrtec adjust rates to the District including a CPI inflator by contract. Also, County of Riverside increased the tipping fee, and how Burrtec passes that fee on to the District. Recyclable costs are the largest component of costs now due to having to pay to get rid of the recyclable material. It was also brought up that within the next few years there will be additional costs being mandated by the state for food waste recycling.

Director Muniz stated that a customer opposed the rate increase and had written a letter.

Director Murphy closed the Public Hearing.

There were three (3) written protests and two (2) additional protests from the audience, for a total of five (5). This is well below the required 4,174 protests required to defeat the rate increase.

Director Murphy moved and Director Trueba seconded adoption of Resolution No. 2020-866, a Resolution Adjusting the Solid Waste Collection and Disposal Charges for Residential, Commercial and Industrial Customers.

Roll call:

Ayes – 5 (Muniz, Murphy, Skerbelis, Trowbridge, Trueba)

Noes – 0

Abstain – 0

Absent – 0

The motion was carried unanimously.

ITEM 15. PUBLIC HEARING - Consideration to Adopt Ordinance No. 2020-125, an Ordinance Authorizing the Adjustment of the Riverside Sewage Treatment (RST) Cost Component of the Wastewater Charges. DM 2020-49.

BACKGROUND

At the March 7, 2019 regular meeting of the Rubidoux Community Services District (RCSD) Board of Directors (Board), Staff presented DM 2019-08 to the Board outlining the need to maintain a fiscally sustainable water and wastewater rate plan (Rate Plan). The Rate Plan allows for maximum annual increases to the Riverside Sewage Treatment (RST) portion of the wastewater charges beginning in FY 2019-2020 through FY 2023-2024. At their May 16, 2019 regular meeting, the RCSD Board noticed, called, and conducted a Public Hearing and Protest Vote for said charges pursuant to Proposition 218 and compliant with AB 3030.

Due to the City of Riverside's increasing treatment costs, it is necessary to increase the RST portion of the wastewater charge for FY 2020-2021. At the May 7, 2020 regular meeting of the RCSD Board, staff presented three options to the Board with regards to increasing or not increasing the District's water and wastewater rates. Based upon Board action taken at the May 7, 2020, meeting, the Board directed staff to prepare DRAFT Ordinance No. 2020-125, to increase the RST portion of the wastewater charge by the maximum allowed, 5%, under the prior year Proposition 218 notice with an effective date for billing periods beginning after August 1, 2020. As a result of this increase, the total monthly rate would be adjusted to \$27.70/month for each residential EDU and pro-rated for commercial and industrial accounts. The First Reading of Ordinance No. 2020-125 was presented to the Board at the May 21, 2020, regular meeting with no modifications noted by the Board.

This Public Hearing for Ordinance No. 2020-125 was posted at the District office on the District website and noticed in the Press Enterprise Newspaper.

Finally, as of the writing of this DM, the District has not received any oral or written comments as it pertains to Ordinance No. 2020-125.

Director Murphy opened the Public Hearing.

There were no comments written or in person from the public at this time.

Director Murphy closed the Public Hearing.

Director Murphy moved and Director Muniz seconded adoption of Ordinance No. 2020-125, an Ordinance Authorizing the Adjustment of the Riverside Sewage Treatment (RST) Cost Component of the Wastewater Charges.

Roll call:

Ayes – 5 (Muniz, Murphy, Skerbelis, Trowbridge, Trueba)

Noes – 0

Abstain – 0

Absent – 0

The motion was carried unanimously.

ITEM 16. PUBLIC HEARING – Adoption of Ordinance No. 2020-126, an Ordinance Authorizing the Adjustment of Certain Water Rates for the Delivery of Potable Water to Residential, Commercial and Industrial Customers. DM 2020-50.

BACKGROUND

At the March 7, 2019 regular meeting of the Rubidoux Community Services District (RCSD) Board of Directors (Board), staff presented DM 2019-08 to the Board outlining the need to maintain a fiscally sustainable water and wastewater rate plan (Rate Plan). The Rate Plan allows for maximum annual 6% increases to the water rates beginning in FY 2020-2021 through FY 2023-2024 (no water rate increase during first year of adopted Rate Plan). At its May 16, 2019 regular meeting, the RCSD Board noticed, called, and conducted a Public Hearing and Protest Vote for said charges pursuant to Proposition and compliant with AB 3030.

Since Board approval of the Rate Plan, the District has seen significant changes impacting its operating environment and future economic stability with regards to the water enterprise. The District, along with the entire water industry, is dealing with the emergence of new threatening contaminants, PFOS/PFOA, in addition to existing water quality issues within the District's drinking water wells, such as 1,2,3-TCP and relatively high ambient TDS levels. Over the last couple of months, staff has developed a response/mitigation plan to combat these drinking water issues which will result in significant capital expenditures over the next 12 to 18 months while also increasing routine Operating & Maintenance Expenses (O&M). As a result of these increased expenditures, it is necessary to increase the water rates for FY 2020-2021. At the May 7, 2020 regular meeting of the RCSD Board, staff presented three options to be considered by the Board with regards to District's water and wastewater rates. Based upon Board action taken at the May 2020 meeting, the Board directed Staff to prepare DRAFT Ordinance No. 2020-126, to increase the water rates by the maximum allowed, 6%, under prior year Proposition 216 notice. To mitigate impacts of the proposed water rate increase, DRAFT Ordinance No. 2020-126 has an effective date for billing periods beginning after January 1, 2021. The delay in effective date provides time for the COVID-19 event to subside, and to start the increase in cooler months when customer water usage is lower.

The District's residential and commercial potable water "stand-by" charge is based on the customers meter size. For example, the typical residential customer with a ¾" meter would see an increase in their "stand-by" charge of \$1.52, to \$33.85 per month. A typical District customer with a family of four, using a ¾" meter and 18 units of water, would see an increase in their monthly bill of \$2.96, to \$63.00 per month. The First Reading of Ordinance No. 2020-126 was presented to the Board at the May 21, 2020, regular meeting, with no modifications noted by the by the Board.

This afternoon's Public Hearing for Ordinance No 2020-126 was posted at the District office, website, and noticed in the Press Enterprise Newspaper.

Finally, as of the writing of this DM, the District has not received any oral or written comments as it pertains to Ordinance No. 2020-126.

Director Murphy opened the Public Hearing.

There were no comments from the public at this time.

Director Murphy commented that the whole idea behind these proposed rates with the tiered structure is to encourage conservation. What our rate structure tiering does is it reduces the marginal rate per consumption. We will be looking at this issue again within the next two (2) years. If we could maybe get the rates a little more uniform, a little more increasing for the large water users. The differential between commercial and residential varies from the beginning to the end. If we could have the differential be constant, that would be good. It seems like we are increasing the rates disproportionately for people who are using less water. The whole purpose behind this tiered rate structure is to encourage water conservation, which means people use less water so there is an emphasis on getting the money where you can. We have a program for seniors where we give them some assistance with water. "Is anyone here who is a senior citizen who might be interested in that?" We have some forms that we can get to you. The forms were handed out.

Director Murphy closed the Public Hearing.

There were not written or in person protests from the public.

Director Murphy moved and Director Trueba seconded adoption of Ordinance No. 2020-126, an Ordinance Authorizing the Adjustment of Certain Rates for the Delivery of Potable Water to Residential, Commercial and Industrial Customers.

Roll call:

Ayes – 5 (Muniz, Murphy, Skerbelis, Trowbridge, Trueba)

Noes – 0

Abstain – 0

Absent – 0

The motion was carried unanimously.

ITEM 18. Directors Comments.

Director Murphy commented for Mr. Barajas. One of his neighbors was trying to get a parking permit but couldn't go to city hall because of COVID, so they couldn't get the permit, then he got a ticket for not having the permit. He stated that he thinks it's important for public agencies have their front door open.

Director Muniz adjourned the meeting at 5:43 pm.

5. CONSIDERATION TO:

A) RATIFY THE JULY 3, 2020, SALARIES, EXPENSES AND TRANSFERS

B) APPROVE THE JULY 17, 2020, SALARIES, EXPENSES AND TRANSFERS

RUBIDOUX COMMUNITY SERVICES DISTRICT
 JULY 2, 2020 (BOARD MEETING)
FUND TRANSFER RATIFICATION

NET PAYROLL 7/10/20

***Approved at 6/18/20 Meeting

WIRE TRANSFER: FEDERAL PAYROLL TAXES 7/13/20
 WIRE TRANSFER: STATE PAYROLL TAXES 7/13/20
 WIRE TRANSFER: TO CREDIT UNION
 WIRE TRANSFER: PERS RETIREMENT
 WIRE TRANSFER: PERS HEALTH PREMIUMS
 WIRE TRANSFER: PERS RETIRED HEALTH PREMIUMS AND FEES
 WIRE TRANSFER: SECTION 457

CHECKING ACCOUNT TRANSFERS FOR ACCOUNTS PAYABLE:

7/3/2020 WATER FUND TO GENERAL FUND-Payables	61,656.86
WATER FUND TO GENERAL FUND-Trash	126,352.33
WATER FUND TO SEWER FUND	108,916.27
SEWER FUND TO GENERAL FUND-Payables	17,921.17

INTERFUND TRANSFERS:

7/3/2020 SEWER FUND CHECKING TO LAIF SEWER OP	90,000.00
LAIF SEWER OP TO SEWER FUND CHECKING	-
LAIF WASTEWATER RESERVE TO LAIF SEWER OP	-
LAIF SEWER ML TO LAIF SEWER OP	-
LAIF SEWER OP TO LAIF SEWER RESERVE	-
GENERAL FUND CHECKING TO LAIF PROP TAX	-
GENERAL FUND PROP TAX TO GENERAL FUND CHECKING	12,000.00
LAIF GF TO GENERAL FUND CHECKING	-
WATER FUND CHECKING TO LAIF-COP PAYBACK	33,200.00
WATER FUND CHECKING TO LAIF-W.R.	4,800.00
LAIF WATER OP TO WATER FUND CHECKING	-
LAIF WATER RESERVE TO LAIF WATER OP	-
LAIF WATER REPLACE TO LAIF WATER OP	-
LAIF WATER OP TO LAIF WATER RESERVE	-
LAIF WATER MAINLINE TO LAIF WATER OP	-
WATER FUND CHECKING TO LAIF WATER RESERVE	-
LAIF COP TO GENERAL FUND	-
WATER FUND CHECKING TO LAIF WATER OP	126,000.00

NOTES PAYABLE

<u>DESCRIPTION</u>	<u>BALANCE</u>	<u>PAYMENT</u>	<u>DUE DATE</u>
U.S. Bank Trust (1998 COP's Refunding)	3,125,000 Prin.	565,000	Dec-20
U.S. Bank Trust (1998 COP's Refunding)	414,502 Intr.	79,688	Dec-20
MN Plant-State Revolving Loan	4,132,022 Prin.	128,987	Jan-21
MN Plant-State Revolving Loan	784,623 Intr.	53,111	Jan-21

AP Enter Bills Edit Report

Rubidoux Community Services District (RCSACT)

6/24/2020 1:50:06 PM

Batch: AAAAJT

Page 1

Tr. #	Vendor	Inv Date	Paid Out	Immediate	Credit Card Vendor	Due Date	Discount Date	Invoice #
PO Number		Immediate GL Account			Check #		Payment Date	Discount
GL Date					Credit Card	CC Reference #		Total Invoice
1	BEST BEST / BEST BEST & KRIEGER LLP ✓							878041 ✓
401A PLN		6/4/2020 ✓	N	N		7/4/2020 ✓	6/4/2020	\$0.00
6/30/2020 ✓								\$1,329.50 ✓
2	BABCOCK E S SONS INC / BABCOCK, E S & SONS, IN ✓							CF00695-0267 ✓
WTR ANALYSES		6/9/2020 ✓	N	N		7/9/2020 ✓	6/9/2020	\$0.00
6/30/2020 ✓								\$96.00 ✓
3	BABCOCK E S SONS INC / BABCOCK, E S & SONS, IN ✓							CF00707-0267 ✓
WTR ANALYSES		6/9/2020 ✓	N	N		7/9/2020 ✓	6/9/2020	\$0.00
6/30/2020 ✓								\$210.00 ✓
4	BABCOCK E S SONS INC / BABCOCK, E S & SONS, IN ✓							CF00711-0267 ✓
LAB FEES		6/9/2020 ✓	N	N		7/9/2020 ✓	6/9/2020	\$0.00
6/30/2020 ✓								\$170.00 ✓
5	BABCOCK E S SONS INC / BABCOCK, E S & SONS, IN ✓							CF00727-0267 ✓
WTR ANALYSES		6/9/2020 ✓	N	N		7/9/2020 ✓	6/9/2020	\$0.00
6/30/2020 ✓								\$1,541.00 ✓
6	BABCOCK E S SONS INC / BABCOCK, E S & SONS, IN ✓							CF00856-0267 ✓
WTR ANALYSES		6/10/2020 ✓	N	N		7/10/2020 ✓	6/10/2020	\$0.00
6/30/2020 ✓								\$900.00 ✓
7	BABCOCK E S SONS INC / BABCOCK, E S & SONS, IN ✓							CF01255-0267 ✓
WTR ANALYSES		6/16/2020 ✓	N	N		7/16/2020 ✓	6/16/2020	\$0.00
6/30/2020 ✓								\$96.00 ✓
8	BPS B'S POOL SUPPLIES / B.P.S. B's POOL SUPPLIES ✓							103337 ✓
SODIUM HYPO		6/9/2020 ✓	N	N		7/9/2020 ✓	6/9/2020	\$0.00
6/30/2020 ✓								\$1,199.69 ✓
9	BAVCO / BAVCO ✓							955688 ✓
BKFLW PARTS		6/11/2020 ✓	N	N		7/11/2020 ✓	6/11/2020	\$0.00
6/30/2020 ✓								\$299.30 ✓
10	BRINKS / BRINKS INC. ✓							11173395 ✓
JUNE '20 ARMR SVC		6/1/2020 ✓	N	N		7/1/2020 ✓	6/1/2020	\$0.00
6/30/2020 ✓								\$831.76 ✓
11	BRINKS / BRINKS INC. ✓							4523069 ✓
ARMR FEE		6/1/2020 ✓	N	N		7/1/2020 ✓	6/1/2020	\$0.00
6/30/2020 ✓								\$16.60 ✓
12	CROWN ACE HARDWARE / CROWN ACE HARDWARE ✓							080674 ✓
KEYBLANK		6/10/2020 ✓	N	N		7/10/2020 ✓	6/10/2020	\$0.00
6/30/2020 ✓								\$3.01 ✓
13	COMM-TECH COMM / COMM-TECH COMMUNICATION ✓							20062392 ✓
PHN SYSTM		6/13/2020 ✓	N	N		7/13/2020 ✓	6/13/2020	\$0.00
6/30/2020 ✓								\$190.00 ✓
14	DIGITAL_STREAMLINE / DIGITAL DEPLOYMENT, INC ✓							105585 ✓
JUNE '20 WEBSITE		6/18/2020 ✓	N	N		7/18/2020 ✓	6/18/2020	\$0.00
6/30/2020 ✓								\$400.00 ✓
15	INFOSEND / INFOSEND, INC ✓							172911.A ✓
MAY '20 BILL PRINT		5/29/2020 ✓	N	N		6/28/2020 ✓	5/29/2020	\$0.00
6/30/2020 ✓								\$1,653.22 ✓
16	INFOSEND / INFOSEND, INC ✓							172911.B ✓
MAY '20 POSTAGE		5/29/2020 ✓	N	N		6/28/2020 ✓	5/29/2020	\$0.00
6/30/2020 ✓								\$2,337.48 ✓
17	KH METALS / KH METALS & SUPPLY ✓							520849-IN ✓
FASTENERS		6/11/2020 ✓	N	N		7/11/2020 ✓	6/11/2020	\$0.00
6/30/2020 ✓								\$8.46 ✓

\$ 3,990.70

Yup
6/29/20

AP Enter Bills Edit Report
Rubidoux Community Services District (RCSACT)
 Batch: AAAAJT

6/29/2020 10:17:12 AM

Page 2

Tr. #	Vendor	Inv Date	Paid Out	Immediate	Credit Card Vendor	Due Date	Discount Date	Invoice #
PO Number		Immediate GL Account			Check #		Payment Date	Discount
GL Date					Credit Card	CC Reference #		Total Invoice
18	KUMA TIRE / KUMA TIRE & WHEEL ✓	6/10/2020 ✓	N	N		7/10/2020 ✓	6/10/2020	124593 ✓
R&M TRK								\$0.00
6/30/2020 ✓					N			\$20.00 ✓
19	KUMA TIRE / KUMA TIRE & WHEEL ✓	6/10/2020 ✓	N	N		7/10/2020 ✓	6/10/2020	124597 ✓
R&M TRK								\$0.00
6/30/2020 ✓					N			\$25.00 ✓
20	MERIT OIL / MERIT OIL COMPANY ✓	6/10/2020 ✓	N	N		6/25/2020 ✓	6/10/2020	584857 ✓
GASOLINE								\$0.00
6/30/2020 ✓					N			\$640.35 ✓
21	QUADIENT / QUADIENT LEASING USA, INC. ✓	6/9/2020 ✓	N	N		7/10/2020 ✓	6/9/2020	N8339717 ✓
POSTAGE MACH								\$0.00
7/2/2020 ✓					N			\$404.74 ✓
22	MANRIQUE, BENNY / MANRIQUE, BENNY ✓	6/11/2020 ✓	N	N		7/11/2020 ✓	6/11/2020	20200611 ✓
CONT EDU								\$0.00
6/30/2020 ✓					N			\$123.00 ✓
23	RIVERSIDE CLEANING SYSTEMS / RIVERSIDE CLEAN ✓	6/6/2020 ✓	N	N		7/6/2020 ✓	6/6/2020	427 ✓
CLNG SVC								\$0.00
6/30/2020 ✓					N			\$795.00 ✓
24	SCE / SCE ✓	6/11/2020 ✓	N	N		7/1/2020 ✓	6/11/2020	20U2283710317 ✓
FIRE STN UTLTY								\$0.00
6/30/2020 ✓					N			\$1,676.23 ✓
25	SCE / SCE ✓	6/11/2020 ✓	N	N		7/1/2020 ✓	6/11/2020	20U2036525640 ✓
MAIN OFC UTLTY								\$0.00
6/30/2020 ✓					N			\$991.14 ✓
26	SOCAL TRUCK / SOCAL TRUCKWORKS ✓	5/20/2020 ✓	N	N		6/19/2020 ✓	5/20/2020	9395.A ✓
R&M TRK								\$0.00
6/30/2020 ✓					N			\$29.06 ✓
27	SOCAL TRUCK / SOCAL TRUCKWORKS ✓	6/10/2020 ✓	N	N		7/10/2020 ✓	6/10/2020	9450 ✓
R&M TRK								\$0.00
6/30/2020 ✓					N			\$69.13 ✓
28	TRAFFIC MANAGEMENT / TRAFFIC MANAGEMENT, IN ✓	6/9/2020 ✓	N	N		7/9/2020 ✓	6/9/2020	629556 ✓
DELINEATORS								\$0.00
6/30/2020 ✓					N			\$247.42 ✓
29	BABCOCK E S SONS INC / BABCOCK, E S & SONS, IN ✓	5/26/2020 ✓	N	N		6/25/2020 ✓	5/26/2020	CE01845-0267 ✓
WTR ANALYSES								\$0.00
6/30/2020 ✓					N			\$42.00 ✓
30	BABCOCK E S SONS INC / BABCOCK, E S & SONS, IN ✓	6/22/2020 ✓	N	N		7/22/2020 ✓	6/22/2020	CF01852-0267 ✓
WTR ANALYSES								\$0.00
6/30/2020 ✓					N			\$32.00 ✓
31	BABCOCK E S SONS INC / BABCOCK, E S & SONS, IN ✓	5/29/2020 ✓	N	N		6/28/2020 ✓	5/29/2020	CE02257-0267 ✓
WTR ANALYSES								\$0.00
6/30/2020 ✓					N			\$420.00 ✓
32	BABCOCK E S SONS INC / BABCOCK, E S & SONS, IN ✓	6/16/2020 ✓	N	N		7/16/2020 ✓	6/16/2020	CF01381-0267 ✓
WTR ANALYSES								\$0.00
6/30/2020 ✓					N			\$48.00 ✓
33	BABCOCK E S SONS INC / BABCOCK, E S & SONS, IN ✓	6/16/2020 ✓	N	N		7/16/2020 ✓	6/16/2020	CF01383-0267 ✓
WTR ANALYSES								\$0.00
6/30/2020 ✓					N			\$420.00 ✓
34	BABCOCK E S SONS INC / BABCOCK, E S & SONS, IN ✓	6/16/2020 ✓	N	N		7/16/2020 ✓	6/16/2020	CF01399-0267 ✓
WTR ANALYSES								\$0.00
6/30/2020 ✓					N			\$96.00 ✓

AP Enter Bills Edit Report
 Rubidoux Community Services District (RCSACT)
 Batch: AAAAJT

6/24/2020 1:50:06 PM

Page 3

Tr. #	Vendor	Inv Date	Paid Out	Immediate	Credit Card Vendor	Due Date	Discount Date	Invoice #
PO Number		Immediate GL Account			Check #		Payment Date	Discount
GL Date					Credit Card	CC Reference #		Total Invoice
35	BABCOCK E S SONS INC / BABCOCK, E S & SONS, IN	6/16/2020	N	N			7/16/2020	CF01394-0267
6/30/2020	WTR ANALYSES						6/16/2020	\$0.00
					N			\$348.00
36	BABCOCK E S SONS INC / BABCOCK, E S & SONS, IN	6/17/2020	N	N			7/17/2020	CF01495-0267
6/30/2020	WTR ANALYSES						6/17/2020	\$0.00
					N			\$96.00
37	BLAIS / BLAIS & ASSOCIATES, INC	6/13/2020	N	N			7/13/2020	052020RCS1
6/30/2020	GRANT RESEARCH						6/13/2020	\$0.00
					N			\$1,102.50
38	BLAIS / BLAIS & ASSOCIATES, INC	6/13/2020	N	N			7/13/2020	052020RCS2
6/30/2020	GRANT RESEARCH						6/13/2020	\$0.00
					N			\$562.81
39	BLAIS / BLAIS & ASSOCIATES, INC	6/13/2020	N	N			7/13/2020	052020RCS3
6/30/2020	GRANT RESEARCH						6/13/2020	\$0.00
					N			\$1,496.25
40	BOOT BARN / BOOT BARN	6/17/2020	N	N			7/17/2020	INV00051831
6/30/2020	BOOTS - MATHESON						6/17/2020	\$0.00
					N			\$163.07
41	CHASE CARD SERVICES / CHASE CARD SERVICES	6/17/2020	N	N			7/11/2020	20L77049795.A
6/30/2020	SUPPLIES/ZOOM						6/17/2020	\$0.00
					N			\$362.14
42	CHASE CARD SERVICES / CHASE CARD SERVICES	6/17/2020	N	N			7/11/2020	20L77049795.B
6/30/2020	GASOLINE						6/17/2020	\$0.00
					N			\$52.61
43	CHASE CARD SERVICES / CHASE CARD SERVICES	6/17/2020	N	N			7/11/2020	20L77049795.C
6/30/2020	LATE FEE						6/17/2020	\$0.00
					N			\$48.11
44	CROWN ACE HARDWARE / CROWN ACE HARDWARE	6/17/2020	N	N			7/17/2020	080705
6/30/2020	SUPPLIES/KEYS						6/17/2020	\$0.00
					N			\$23.63
45	CROWN ACE HARDWARE / CROWN ACE HARDWARE	6/17/2020	N	N			7/17/2020	080710
6/30/2020	SUPPLIES						6/17/2020	\$0.00
					N			\$14.00
46	ELECTRONICS WAREHOUSE / ELECTRONICS WARE	6/5/2020	N	N			7/5/2020	T-226096
6/30/2020	BATTERY/TOOLS						6/5/2020	\$0.00
					N			\$39.01
47	FLO / FLO-SERVICES, INC	6/18/2020	N	N			7/18/2020	20K503
6/30/2020	PMP MTR EXMOR						6/18/2020	\$0.00
					N			\$9,823.96
48	HOUSTON HARRIS / HOUSTON & HARRIS PCS, INC	6/18/2020	N	N			7/18/2020	20-22818
6/30/2020	HYDRO-WSH JH LFT						6/18/2020	\$0.00
					N			\$1,743.50
49	J THAYER / J THAYER COMPANY, INC	6/16/2020	N	N			7/16/2020	1459242-0
6/30/2020	SUPPLIES						6/16/2020	\$0.00
					N			\$551.53
50	J THAYER / J THAYER COMPANY, INC	6/18/2020	N	N			7/18/2020	1459627-0
6/30/2020	SUPPLIES						6/18/2020	\$0.00
					N			\$90.49
51	GRAINGER / GRAINGER	6/10/2020	N	N			7/10/2020	9557067528
6/30/2020	SUPPLIES						6/10/2020	\$0.00
					N			\$55.48

\$462.36



AP Enter Bills Edit Report
Rubidoux Community Services District (RCSACT)
 Batch: AAAAJT

6/29/2020 10:17:12 AM

Page 5

Tr. #	Vendor	Inv Date	Paid Out	Immediate	Credit Card Vendor	Due Date	Discount Date	Invoice #
PO Number		Immediate GL Account			Check #		Payment Date	Discount
GL Date					Credit Card	CC Reference #		Total Invoice
69	THERMAL COOL / THERMAL-COOL, INC. ✓	6/4/2020 ✓	N	N		7/4/2020 ✓	6/4/2020	WO-0016869 ✓
R&M OFC								\$0.00
6/30/2020 ✓					N			\$222.77 ✓
70	UPS / UNITED PARCEL SERVICE ✓	6/6/2020 ✓	N	N		7/6/2020 ✓	6/6/2020	0000F908W2230 ✓
POSTAGE								\$0.00
6/30/2020 ✓					N			\$2.10 ✓
71	UPS / UNITED PARCEL SERVICE ✓	6/13/2020 ✓	N	N		7/13/2020 ✓	6/13/2020	0000F908W2240 ✓
POSTAGE								\$0.00
6/30/2020 ✓					N			\$7.33 ✓
72	UPS / UNITED PARCEL SERVICE ✓	6/20/2020 ✓	N	N		7/20/2020 ✓	6/20/2020	0000F908W2250 ✓
POSTAGE								\$0.00
6/30/2020 ✓					N			\$1.87 ✓
73	VULCAN MATERIALS / CALMAT Dba VULCAN MATERI ✓	6/12/2020 ✓	N	N		7/12/2020 ✓	6/12/2020	97356-217024 ✓
ASPHALT								\$0.00
6/30/2020 ✓					N			\$2,002.42 ✓
74	HOME DEPOT / HOME DEPOT CREDIT SERVICES ✓	6/23/2020 ✓	N	N		7/23/2020 ✓	6/23/2020	017223/9072591 ✓
SUPPLIES								\$0.00
6/30/2020 ✓					N			\$76.36 ✓
75	COUGAR / COUGAR MTN SOFTWARE ✓	5/31/2020 ✓	N	N		6/30/2020 ✓	5/31/2020	W-002727 ✓
ACCTG SFTWR SUPT								\$0.00
7/2/2020 ✓					N			\$1,040.57 ✓
76	SCE / SCE ✓	6/24/2020 ✓	N	N		7/13/2020 ✓	6/24/2020	20L2024179475.AA ✓
WTR PMP ENRGY								\$0.00
6/30/2020 ✓					N			\$32,198.44 ✓
77	SCE / SCE ✓	6/24/2020 ✓	N	N		7/13/2020 ✓	6/24/2020	20L2024179475.BB ✓
NO3 PLT PMP ENRGY								\$0.00
6/30/2020 ✓					N			\$5,376.77 ✓
78	THE BLACK / THE BLACKSMITH SHOP ✓	6/23/2020 ✓	N	N		7/23/2020 ✓	6/23/2020	20200623 ✓
SECURITY BARS								\$0.00
6/30/2020 ✓					N			\$1,363.50 ✓
79	TRI-CO DISPOSAL INC / TRI-CO DISPOSAL, INC ✓	6/24/2020 ✓	N	N		7/24/2020 ✓	6/24/2020	0609_062320.A ✓
COMM TRSH 6/9-6/23								\$0.00
6/30/2020 ✓					N			\$27,282.70 ✓
80	TRI-CO DISPOSAL INC / TRI-CO DISPOSAL, INC ✓	6/24/2020 ✓	N	N		7/24/2020 ✓	6/24/2020	0609_062320.B ✓
RES TRSH 6/9-6/23								\$0.00
6/30/2020 ✓					N			\$99,069.63 ✓
81	TRI-CO DISPOSAL INC / TRI-CO DISPOSAL, INC ✓	6/24/2020 ✓	N	N		7/24/2020 ✓	6/24/2020	0609_062320.C ✓
RCSD SHR COMM								\$0.00
6/30/2020 ✓					N			(\$2,728.27) ✓
82	TRI-CO DISPOSAL INC / TRI-CO DISPOSAL, INC ✓	6/24/2020 ✓	N	N		7/24/2020 ✓	6/24/2020	0609_062320.D ✓
RCSD SHR RES								\$0.00
6/30/2020 ✓					N			(\$885.19) ✓
83	TRI-CO DISPOSAL INC / TRI-CO DISPOSAL, INC ✓	6/24/2020 ✓	N	N		7/24/2020 ✓	6/24/2020	0609_062320.E ✓
BILLING FEE								\$0.00
6/30/2020 ✓					N			(\$3,000.00) ✓
84	DLT SOLUTIONS / DLT SOLUTIONS, LLC ✓	5/14/2020 ✓	N	N		6/14/2020 ✓	5/14/2020	1527308 ✓
SUBSCRIPTION								\$0.00
7/2/2020 ✓					N			\$1,118.70 ✓

Grand Totals

Total Direct Expense: \$218,539.82
Total Direct Expense Adj: (\$6,613.46) ①
Total Non-Electronic Transactions: \$211,926.36 ②

AP Enter Bills Edit Report

Rubidoux Community Services District (RCSACT)
Batch: AAAAJT

6/24/2020 1:50:06 PM

Tr. #	Vendor	Inv Date	Paid Out	Immediate	Credit Card Vendor	Due Date	Discount Date	Invoice #
PO Number		Inv Date	Paid Out	Immediate	Check #	Due Date	Discount Date	Discount
GL Date		Immediate GL Account			Credit Card	CC Reference #	Payment Date	Total Invoice

Report Summary

Report Selection Criteria
Report Type: Condensed
Transaction Number: Start End
 Start End

① 6,613.46
6,613.46 Tri-La

00

② 211,926.36
210,181.36

255.00

255.00 Union

00

JPJ
6/29/20

RUBIDOUX COMMUNITY SERVICES DISTRICT
 JULY 16, 2020 (BOARD MEETING)
FUND TRANSFER AUTHORIZATION

NET PAYROLL 7/24/20	55,850.00
WIRE TRANSFER: FEDERAL PAYROLL TAXES 7/27/20	22,000.00
WIRE TRANSFER: STATE PAYROLL TAXES 7/27/20	4,500.00
WIRE TRANSFER: TO CREDIT UNION	2,450.00
WIRE TRANSFER: PERS RETIREMENT	14,700.00
WIRE TRANSFER: PERS REPLACEMENT BENEFIT	-
WIRE TRANSFER: PERS HEALTH PREMIUMS	-
WIRE TRANSFER: PERS RETIRED HEALTH PREMIUMS AND FEES	-
WIRE TRANSFER: SECTION 125	-
WIRE TRANSFER: SECTION 457	2,205.00

CHECKING ACCOUNT TRANSFERS FOR ACCOUNTS PAYABLE:

7/17/2020 WATER FUND TO GENERAL FUND-Payables	899,034.53
WATER FUND TO GENERAL FUND-Trash	174,712.58
WATER FUND TO SEWER FUND	115,810.57
SEWER FUND TO GENERAL FUND-Payables	160,255.59
CALPERS LUMP SUM PYMT WATER FUND TO GENERAL FUND	130,495.69
CALPERS LUMP SUM PYMT SEWER FUND TO GENERAL FUND	8,496.19

INTERFUND TRANSFERS:

7/17/2020 SEWER FUND CHECKING TO LAIF SEWER OP	-
SEWER FUND CHECKING TO LAIF SEWER ML	-
SEWER FUND CHECKING TO WATER FUND CHECKING	-
LAIF SEWER OP TO SEWER FUND CHECKING	52,000.00
LAIF WASTEWATER REPLACEMENT TO LAIF SEWER OP	-
LAIF SEWER ML TO LAIF SEWER OP	9,851.69
LAIF SEWER ML TO SEWER FUND CHECKING	-
LAIF SEWER ML TO LAIF WASTEWATER REPLACEMENT	-
GENERAL FUND CHECKING TO WATER FUND CHECKING	-
LAIF GENERAL TO GENERAL FUND CHECKING	-
LAIF PROPERTY TAX TO GENERAL FUND CHECKING	375,000.00
WATER FUND CHECKING TO LAIF-COP PAYBACK	63,900.00
WATER FUND CHECKING TO LAIF-W.R.	10,100.00
WATER FUND CHECKING TO GENERAL FUND CHECKING	-
LAIF WATER ML TO LAIF WATER REPLACEMENT	-
LAIF WATER ML TO LAIF WATER OPS	864,978.14
LAIF WATER OP TO WATER FUND CHECKING	778,000.00
LAIF WATER RESERVE TO LAIF WATER OP	-
LAIF WATER REPLACE TO LAIF WATER OP	-
LAIF WATER OP TO LAIF WATER RESERVE	-
WATER FUND CHECKING TO LAIF WATER RESERVE	-
WATER FUND CHECKING TO LAIF WATER OP	-
WATER FUND CHECKING TO LAIF WATER ML	1,130,000.00
LAIF WATER OP TO LAIF FIELD/ADMIN BLDG	-
LAIF COP TO LAIF PROPERTY TAX	-
LAIF COP TO GENERAL FUND CHECKING	-
LAIF PROPERTY TAX TO LAIF SEWER OP	-
CDARS WATER ML TO WATER FUND CHECKING	1,130,000.00

NOTES PAYABLE

<u>DESCRIPTION</u>	<u>BALANCE</u>	<u>PAYMENT</u>	<u>DUE DATE</u>
U.S. Bank Trust (1998 COP's Refunding)	3,125,000 Prin.	565,000	Dec-20
U.S. Bank Trust (1998 COP's Refunding)	414,502 Intr.	79,688	Dec-20
MN Plant-State Revolving Loan	4,132,022 Prin.	128,987	Jan-21
MN Plant-State Revolving Loan	784,623 Intr.	53,111	Jan-21

AP Enter Bills Edit Report

Rubidoux Community Services District (RCSACT)

7/10/2020 3:13:21 PM

Batch: AAAAJX

Page 1

Tr. #	Vendor	Inv Date	Paid Out	Immediate	Credit Card Vendor	Due Date	Discount Date	Invoice #
PO Number		Immediate GL Account			Check #		Payment Date	Discount
GL Date					Credit Card	CC Reference #		Total Invoice
1	A-CHECK / A-CHECK GLOBAL, INC ✓							59-0619946 ✓
PREPLYMT BKWTH		6/30/2020 ✓	N	N		7/30/2020 ✓	6/30/2020	\$0.00
6/30/2020 ✓					N			\$227.75 ✓
2	ACORN / ACORN TECHNOLOGY SERVICE ✓							53670.B ✓
RDP/LICENSES		7/1/2020 ✓	N	N		7/20/2020 ✓	7/1/2020	\$0.00
6/30/2020 ✓					N			\$2,860.99 ✓
3	BABCOCK E S SONS INC / BABCOCK, E S & SONS, IN ✓							CF00451-0267 ✓
WTR ANALYSES		6/5/2020 ✓	N	N		7/5/2020 ✓	6/5/2020	\$0.00
6/30/2020 ✓					N			\$420.00 ✓
4	BABCOCK E S SONS INC / BABCOCK, E S & SONS, IN ✓							CF01015-0267 ✓
WTR ANALYSES		6/12/2020 ✓	N	N		7/12/2020 ✓	6/12/2020	\$0.00
6/30/2020 ✓					N			\$168.00 ✓
5	BABCOCK E S SONS INC / BABCOCK, E S & SONS, IN ✓							CF01017-0267 ✓
WTR ANALYSES		6/12/2020 ✓	N	N		7/12/2020 ✓	6/12/2020	\$0.00
6/30/2020 ✓					N			\$420.00 ✓
6	BABCOCK E S SONS INC / BABCOCK, E S & SONS, IN ✓							CF01022-0267 ✓
WTR ANALYSES		6/12/2020 ✓	N	N		7/12/2020 ✓	6/12/2020	\$0.00
6/30/2020 ✓					N			\$84.00 ✓
7	BABCOCK E S SONS INC / BABCOCK, E S & SONS, IN ✓							CF01084-0267 ✓
WTR ANALYSES		6/12/2020 ✓	N	N		7/12/2020 ✓	6/12/2020	\$0.00
6/30/2020 ✓					N			\$168.00 ✓
8	BABCOCK E S SONS INC / BABCOCK, E S & SONS, IN ✓							CF01176-0267 ✓
WTR ANALYSES		6/15/2020 ✓	N	N		7/15/2020 ✓	6/15/2020	\$0.00
6/30/2020 ✓					N			\$126.00 ✓
9	BABCOCK E S SONS INC / BABCOCK, E S & SONS, IN ✓							CF01667-0267 ✓
WTR ANALYSES		6/19/2020 ✓	N	N		7/19/2020 ✓	6/19/2020	\$0.00
6/30/2020 ✓					N			\$420.00 ✓
10	BABCOCK E S SONS INC / BABCOCK, E S & SONS, IN ✓							CF01785-0267 ✓
WTR ANALYSES		6/22/2020 ✓	N	N		7/22/2020 ✓	6/22/2020	\$0.00
6/30/2020 ✓					N			\$252.00 ✓
11	BABCOCK E S SONS INC / BABCOCK, E S & SONS, IN ✓							CF01970-0267 ✓
WTR ANALYSES		6/23/2020 ✓	N	N		7/23/2020 ✓	6/23/2020	\$0.00
6/30/2020 ✓					N			\$105.00 ✓
12	BABCOCK E S SONS INC / BABCOCK, E S & SONS, IN ✓							CF01984-0267 ✓
WTR ANALYSES		6/23/2020 ✓	N	N		7/23/2020 ✓	6/23/2020	\$0.00
6/30/2020 ✓					N			\$3,082.00 ✓
13	BABCOCK E S SONS INC / BABCOCK, E S & SONS, IN ✓							CF02000-0267 ✓
WTR ANALYSES		6/23/2020 ✓	N	N		7/23/2020 ✓	6/23/2020	\$0.00
6/30/2020 ✓					N			\$105.00 ✓
14	BABCOCK E S SONS INC / BABCOCK, E S & SONS, IN ✓							CF02012-0267 ✓
WTR ANALYSES		6/23/2020 ✓	N	N		7/23/2020 ✓	6/23/2020	\$0.00
6/30/2020 ✓					N			\$96.00 ✓
15	BABCOCK E S SONS INC / BABCOCK, E S & SONS, IN ✓							CF02394-0267 ✓
WTR ANALYSES		6/29/2020 ✓	N	N		7/29/2020 ✓	6/29/2020	\$0.00
6/30/2020 ✓					N			\$96.00 ✓
16	BABCOCK E S SONS INC / BABCOCK, E S & SONS, IN ✓							CF02395-0267 ✓
WTR ANALYSES		6/29/2020 ✓	N	N		7/29/2020 ✓	6/29/2020	\$0.00
6/30/2020 ✓					N			\$32.00 ✓
17	BABCOCK E S SONS INC / BABCOCK, E S & SONS, IN ✓							CF02653-0267 ✓
WTR ANALYSES		6/30/2020 ✓	N	N		7/30/2020 ✓	6/30/2020	\$0.00
6/30/2020 ✓					N			\$420.00 ✓

AP Enter Bills Edit Report

Rubidoux Community Services District (RCSACT)

7/10/2020 3:13:21 PM

Batch: AAAAJX

Page 2

Tr. #	Vendor	Inv Date	Paid Out	Immediate	Credit Card Vendor	Due Date	Discount Date	Invoice #
PO Number		Immediate GL Account	Immediate GL Account	Check #	Check #	Payment Date	Discount	Discount
GL Date				Credit Card	CC Reference #		Total Invoice	Total Invoice
18	BPS B'S POOL SUPPLIES / B.P.S. B's POOL SUPPLIES ✓	6/23/2020 ✓	N	N		7/23/2020 ✓	6/23/2020	103588 ✓
	SODIUM HYPO						\$0.00	\$0.00
6/30/2020 ✓				N			\$1,471.57 ✓	\$1,471.57 ✓
19	BOOT BARN / BOOT BARN ✓	6/30/2020 ✓	N	N		7/30/2020 ✓	6/30/2020	INV00053644 ✓
	BOOTS						\$0.00	\$0.00
6/30/2020 ✓				N			\$481.62 ✓	\$481.62 ✓
20	CITY OF JURUPA VALLEY / CITY OF JURUPA VALLEY ✓	6/29/2020 ✓	N	N		7/29/2020 ✓	6/29/2020	4257 ✓
	PERMIT						\$0.00	\$0.00
6/30/2020 ✓				N			\$427.90 ✓	\$427.90 ✓
21	CITY OF JURUPA VALLEY / CITY OF JURUPA VALLEY ✓	6/29/2020 ✓	N	N		7/29/2020 ✓	6/29/2020	4258 ✓
	PERMIT						\$0.00	\$0.00
6/30/2020 ✓				N			\$422.35 ✓	\$422.35 ✓
22	CITY OF JURUPA VALLEY / CITY OF JURUPA VALLEY ✓	6/29/2020 ✓	N	N		7/29/2020 ✓	6/29/2020	4259 ✓
	PERMIT						\$0.00	\$0.00
6/30/2020 ✓				N			\$421.88 ✓	\$421.88 ✓
23	CITY OF JURUPA VALLEY / CITY OF JURUPA VALLEY ✓	6/29/2020 ✓	N	N		7/29/2020 ✓	6/29/2020	4260 ✓
	PERMIT						\$0.00	\$0.00
6/30/2020 ✓				N			\$422.75 ✓	\$422.75 ✓
24	OCCUPATIONAL HLTH CNTRS OF CA / OCCUPATIONA ✓	6/17/2020 ✓	N	N		7/17/2020 ✓	6/17/2020	68266105 ✓
	PREMPLYMT - BKWTH						\$0.00	\$0.00
6/30/2020 ✓				N			\$135.50 ✓	\$135.50 ✓
25	CROWN ACE HARDWARE / CROWN ACE HARDWARE ✓	6/24/2020 ✓	N	N		7/24/2020 ✓	6/24/2020	080753 ✓
	PVC PARTS						\$0.00	\$0.00
6/30/2020 ✓				N			\$6.44 ✓	\$6.44 ✓
26	CROWN ACE HARDWARE / CROWN ACE HARDWARE ✓	6/25/2020 ✓	N	N		7/25/2020 ✓	6/25/2020	080763 ✓
	SUPPLIES						\$0.00	\$0.00
6/30/2020 ✓				N			\$27.99 ✓	\$27.99 ✓
27	CROWN ACE HARDWARE / CROWN ACE HARDWARE ✓	6/26/2020 ✓	N	N		7/26/2020 ✓	6/26/2020	080770 ✓
	CEMENT						\$0.00	\$0.00
6/30/2020 ✓				N			\$31.61 ✓	\$31.61 ✓
28	DELL MARKETING LP / DELL MARKETING L.P. C/O DE ✓	6/25/2020 ✓	N	N		7/25/2020 ✓	6/25/2020	10402543031 ✓
	FIREWALL LICNSE						\$0.00	\$0.00
6/30/2020 ✓				N			\$504.00 ✓	\$504.00 ✓
29	DURNEY DON / DURNEY, DON ✓	6/28/2020 ✓	N	N		7/28/2020 ✓	6/28/2020	20200628 ✓
	JUNE GRNDNG SVC						\$0.00	\$0.00
6/30/2020 ✓				N			\$175.00 ✓	\$175.00 ✓
30	EVOQUA / EVOQUA WATER TECH LLC ✓	6/30/2020 ✓	N	N		7/30/2020 ✓	6/30/2020	904512881 ✓
	VESSELS 3X						\$0.00	\$0.00
6/30/2020 ✓				N			\$800,744.14 ✓	\$800,744.14 ✓
31	HARPER BURNS LLP / HARPER & BURNS LLP ✓	7/1/2020 ✓	N	N		7/31/2020 ✓	7/1/2020	20200701.A ✓
	JUNE LGL SVC						\$0.00	\$0.00
6/30/2020 ✓				N			\$1,305.00 ✓	\$1,305.00 ✓
32	HARPER BURNS LLP / HARPER & BURNS LLP ✓	7/1/2020 ✓	N	N		7/31/2020 ✓	7/1/2020	20200701.B ✓
	CITY RVSD LTGN						\$0.00	\$0.00
6/30/2020 ✓				N			\$797.50 ✓	\$797.50 ✓
33	HAZEN / HAZEN AND SAWYER ✓	6/17/2020 ✓	N	N		7/17/2020 ✓	6/17/2020	0000003 ✓
	PFAS CONSULT						\$0.00	\$0.00
6/30/2020 ✓				N			\$57,889.00 ✓	\$57,889.00 ✓
34	JADTEC SECURITY / JADTEC SECURITY SVCS, INC. ✓	6/25/2020 ✓	N	N		6/25/2020 ✓	6/25/2020	2166725 ✓
	SVC CALL						\$0.00	\$0.00
6/30/2020 ✓				N			\$79.00 ✓	\$79.00 ✓

AP Enter Bills Edit Report
Rubidoux Community Services District (RCSACT)
 Batch: AAAAJX

7/10/2020 3:13:21 PM

Page 4

Tr. #	Vendor	Inv Date	Paid Out	Immediate	Credit Card Vendor	Due Date	Discount Date	Invoice #
PO Number		Immediate GL Account			Check #		Payment Date	Discount
GL Date					Credit Card	CC Reference #		Total Invoice
52	MUNKSGAARD DBA CENTER ELECT / MUNKSGAARD ✓							9501 ✓
R&M WTR		6/22/2020 ✓	N	N		7/22/2020 ✓	6/22/2020	\$0.00
6/30/2020 ✓					N			\$224.49 ✓
53	MUNKSGAARD DBA CENTER ELECT / MUNKSGAARD ✓							9502 ✓
R&M WTR		6/22/2020 ✓	N	N		7/22/2020 ✓	6/22/2020	\$0.00
6/30/2020 ✓					N			\$224.49 ✓
54	MUNKSGAARD DBA CENTER ELECT / MUNKSGAARD ✓							9503 ✓
R&M WTR		6/22/2020 ✓	N	N		7/22/2020 ✓	6/22/2020	\$0.00
6/30/2020 ✓					N			\$585.00 ✓
55	MUNKSGAARD DBA CENTER ELECT / MUNKSGAARD ✓							9504 ✓
R&M N03		6/22/2020 ✓	N	N		7/22/2020 ✓	6/22/2020	\$0.00
6/30/2020 ✓					N			\$964.00 ✓
56	MUNKSGAARD DBA CENTER ELECT / MUNKSGAARD ✓							9505 ✓
R&M OFC		6/22/2020 ✓	N	N		7/22/2020 ✓	6/22/2020	\$0.00
6/30/2020 ✓					N			\$111.00 ✓
57	SILVIA FLORES / SILVIA FLORES NOTARY SERVICES ✓							20200624 ✓
NOTARY SVC		6/29/2020 ✓	N	N		7/29/2020 ✓	6/29/2020	\$0.00
6/30/2020 ✓					N			\$15.00 ✓
58	PROVOAST / PROVOAST AUTOMATION CONTROLS ✓							A027363A ✓
SOLENOIDS MN 2		6/26/2020 ✓	N	N		7/26/2020 ✓	6/26/2020	\$0.00
6/30/2020 ✓					N			\$559.61 ✓
59	READY REFRESH / READY REFRESH by NESTLE ✓							10F7701128196 ✓
BTL WTR		6/24/2020 ✓	N	N		7/14/2020 ✓	6/24/2020	\$0.00
6/30/2020 ✓					N			\$238.59 ✓
60	RELIABLE / RELIABLE WORKPLACE SOLUTIONS ✓							AR93535 ✓
COPIER USG		6/23/2020 ✓	N	N		7/23/2020 ✓	6/23/2020	\$0.00
6/30/2020 ✓					N			\$323.12 ✓
61	RELIABLE / RELIABLE WORKPLACE SOLUTIONS ✓							AR93536 ✓
PRINTER USG		6/23/2020 ✓	N	N		7/23/2020 ✓	6/23/2020	\$0.00
6/30/2020 ✓					N			\$40.49 ✓
62	RICHARDS, WATSON, GERSHON / RICHARDS, WATSON ✓							227510 ✓
CITY RVSD LITGN		7/7/2020 ✓	N	N		8/7/2020 ✓	7/7/2020	\$0.00
6/30/2020 ✓					N			\$1,727.00 ✓
63	RING BENDER / RING BENDER LLP ✓							09743 ✓
CITY RVSD LITGN		5/14/2020 ✓	N	N		6/14/2020 ✓	5/14/2020	\$0.00
6/30/2020 ✓					N			\$30,572.15 ✓
64	RING BENDER / RING BENDER LLP ✓							10007 ✓
CITY RVSD LITGN		6/25/2020 ✓	N	N		7/25/2020 ✓	6/25/2020	\$0.00
6/30/2020 ✓					N			\$4,058.50 ✓
65	RIVERSIDE CITY / RIVERSIDE CITY ✓							00255303.A ✓
APRIL '20 TRTMT		6/23/2020 ✓	N	N		7/23/2020 ✓	6/23/2020	\$0.00
6/30/2020 ✓					N			\$95,250.91 ✓
66	RIVERSIDE CITY / RIVERSIDE CITY ✓							00255303.B ✓
APR '20 SRCHG		6/23/2020 ✓	N	N		7/23/2020 ✓	6/23/2020	\$0.00
6/30/2020 ✓					N			\$16,084.68 ✓
67	SCAQMD / SCAQMD ✓							3670785 ✓
ICE/GEN 5721 MSSN		6/16/2020 ✓	N	N		8/16/2020 ✓	6/16/2020	\$0.00
6/30/2020 ✓					N			\$421.02 ✓
68	SCAQMD / SCAQMD ✓							3669087 ✓
FLT FEE 5721 MSSN		6/16/2020 ✓	N	N		8/16/2020 ✓	6/16/2020	\$0.00
6/30/2020 ✓					N			\$136.40 ✓

AP Enter Bills Edit Report
Rubidoux Community Services District (RCSACT)
 Batch: AAAAJX

7/10/2020 3:13:21 PM

Page 5

Tr. #	Vendor	Inv Date	Paid Out	Immediate	Credit Card Vendor	Due Date	Discount Date	Invoice #
PO Number		Immediate GL Account	Immediate GL Account		Check #		Payment Date	Discount
GL Date					Credit Card	CC Reference #		Total Invoice
69	SCG / SCG ✓							20L01302181001 ✓
FLD OFC UTLTY		6/30/2020 ✓	N	N		7/22/2020 ✓	6/30/2020	\$0.00
6/30/2020 ✓					N			\$14.30 ✓
70	SCG / SCG ✓							20L17882256005 ✓
MAIN OFC UTLTY		6/30/2020 ✓	N	N		7/22/2020 ✓	6/30/2020	\$0.00
6/30/2020 ✓					N			\$26.83 ✓
71	SCG / SCG ✓							20L05925730565 ✓
FIRE DEPT UTLTY		6/30/2020 ✓	N	N		7/22/2020 ✓	6/30/2020	\$0.00
6/30/2020 ✓					N			\$78.07 ✓
72	SOCAL TRUCK / SOCAL TRUCKWORKS ✓							9508 ✓
BATTERIES DMP TRK		6/29/2020 ✓	N	N		7/29/2020 ✓	6/29/2020	\$0.00
6/30/2020 ✓					N			\$310.83 ✓
73	TEKCOLLECT / TEK COLLECT ✓							461452 ✓
COLLECTION FEES		6/30/2020 ✓	N	N		7/30/2020 ✓	6/30/2020	\$0.00
6/30/2020 ✓					N			\$90.05 ✓
74	TKE ENGINEERING / TKE ENGINEERING, INC. ✓							2020-238 ✓
JCSD FORCE MAIN		6/24/2020 ✓	N	N		7/24/2020 ✓	6/24/2020	\$0.00
6/30/2020 ✓					N			\$280.00 ✓
75	TKE ENGINEERING / TKE ENGINEERING, INC. ✓							2020-239 ✓
JH LFT STN		6/24/2020 ✓	N	N		7/24/2020 ✓	6/24/2020	\$0.00
6/30/2020 ✓					N			\$9,851.69 ✓
76	TKE ENGINEERING / TKE ENGINEERING, INC. ✓							2020-241 ✓
HILND PK/SHDW PLN CK		6/24/2020 ✓	N	N		7/24/2020 ✓	6/24/2020	\$0.00
6/30/2020 ✓					N			\$22,379.39 ✓
77	TKE ENGINEERING / TKE ENGINEERING, INC. ✓							2020-242 ✓
1360' PRESS ZN		5/8/2020 ✓	N	N		6/7/2020 ✓	5/8/2020	\$0.00
6/30/2020 ✓					N			\$6,345.00 ✓
78	TKE ENGINEERING / TKE ENGINEERING, INC. ✓							2020-243 ✓
TRCT 37211 PLN CK		3/17/2020 ✓	N	N		4/16/2020 ✓	3/17/2020	\$0.00
6/30/2020 ✓					N			\$1,852.50 ✓
79	UPS / UNITED PARCEL SERVICE ✓							0000F908W2260 ✓
POSTAGE		6/27/2020 ✓	N	N		7/27/2020 ✓	6/27/2020	\$0.00
6/30/2020 ✓					N			\$26.36 ✓
80	UPS / UNITED PARCEL SERVICE ✓							0000F908W2270 ✓
POSTAGE		7/4/2020 ✓	N	N		8/3/2020 ✓	7/4/2020	\$0.00
6/30/2020 ✓					N			\$7.33 ✓
81	WESTERN MUNICIPAL WATER / WESTERN MUNICIPA ✓							IN12169 ✓
MAY '20 BRINE		6/30/2020 ✓	N	N		7/30/2020 ✓	6/30/2020	\$0.00
6/30/2020 ✓					N			\$150.00 ✓
82	RIVERSIDE CLEANING SYSTEMS / RIVERSIDE CLEAN ✓							428 ✓
JUNE CLNG SVC		7/5/2020 ✓	N	N		8/4/2020 ✓	7/5/2020	\$0.00
6/30/2020 ✓					N			\$983.00 ✓
83	THERMAL COOL / THERMAL-COOL, INC. ✓							WO-0016994 ✓
R&M A/C		7/1/2020 ✓	N	N		7/31/2020 ✓	7/1/2020	\$0.00
6/30/2020 ✓					N			\$763.83 ✓
84	TRI-CO DISPOSAL INC / TRI-CO DISPOSAL, INC ✓							0624_070720.A ✓
COMM TRSH 6/24-7/7		7/8/2020 ✓	N	N		8/7/2020 ✓	7/8/2020	\$0.00
6/30/2020 ✓					N			\$54,250.06 ✓
85	TRI-CO DISPOSAL INC / TRI-CO DISPOSAL, INC ✓							0624_070720.B ✓
RES TRSH 6/24-7/7		7/8/2020 ✓	N	N		8/7/2020 ✓	7/8/2020	\$0.00
6/30/2020 ✓					N			\$120,462.52 ✓

} 0624_070720.A ✓
 } 0624_070720.B ✓

AP Enter Bills Edit Report

Rubidoux Community Services District (RCSACT)

7/10/2020 3:13:21 PM

Batch: AAAAJX

Page 6

Tr. #	Vendor	Inv Date	Paid Out	Immediate	Credit Card Vendor	Due Date	Discount Date	Invoice #
PO Number		Immediate GL Account			Check #		Payment Date	Discount
GL Date					Credit Card	CC Reference #		Total Invoice
86	TRI-CO DISPOSAL INC / TRI-CO DISPOSAL, INC ✓	7/8/2020 ✓	N	N				0624_070720.C ✓
RCSD SHR COMM						8/7/2020 ✓	7/8/2020	\$0.00
6/30/2020 ✓					N			(\$5,425.01) ✓
87	TRI-CO DISPOSAL INC / TRI-CO DISPOSAL, INC ✓	7/8/2020 ✓	N	N				0624_070720.D ✓
RCSD SHR RES						8/7/2020 ✓	7/8/2020	\$0.00
6/30/2020 ✓					N			(\$972.71) ✓
88	ACORN / ACORN TECHNOLOGY SERVICE ✓	7/1/2020 ✓	N	N				53670.A ✓
JULY IT SUPT						7/20/2020 ✓	7/1/2020	\$0.00
7/16/2020 ✓					N			\$3,460.00 ✓
89	BRINKS / BRINKS INC. ✓	7/1/2020 ✓	N	N				11208926 ✓
JULY ARMR SVC						7/31/2020 ✓	7/1/2020	\$0.00
7/16/2020 ✓					N			\$834.09 ✓
90	ICW / ICW INSURANCE CO OF THE WEST ✓	7/6/2020 ✓	N	N				100000356986 ✓
WRKRS COMP INS						8/5/2020 ✓	7/6/2020	\$0.00
7/16/2020 ✓					N			\$1,933.00 ✓
91	J THAYER / J THAYER COMPANY, INC ✓	7/1/2020 ✓	N	N				1462292-0 ✓
SUPPLIES						7/31/2020 ✓	7/1/2020	\$0.00
7/16/2020 ✓					N			\$1,641.12 ✓
92	J THAYER / J THAYER COMPANY, INC ✓	7/1/2020 ✓	N	N				1462415-0 ✓
SUPPLIES						7/31/2020 ✓	7/1/2020	\$0.00
7/16/2020 ✓					N			\$837.29 ✓
93	JADTEC SECURITY / JADTEC SECURITY SVCS, INC. ✓	7/1/2020 ✓	N	N				2160942 ✓
MONITORING						7/11/2020 ✓	7/1/2020	\$0.00
7/16/2020 ✓					N			\$53.85 ✓
94	MERIT OIL / MERIT OIL COMPANY ✓	7/1/2020 ✓	N	N				588668 ✓
GASOLINE						7/16/2020 ✓	7/1/2020	\$0.00
7/16/2020 ✓					N			\$1,073.94 ✓
95	PAYPRO / PAYPRO ADMINISTRATORS ✓	7/7/2020 ✓	N	N				75360 ✓
MAINT FEE						8/6/2020 ✓	7/7/2020	\$0.00
7/16/2020 ✓					N			\$480.00 ✓
96	RIVERSIDE COUNTY AUDITOR GAD / RIVERSIDE COL ✓	7/1/2020 ✓	N	N				AC0000001780 ✓
FY21 LAFCO FEES						7/31/2020 ✓	7/1/2020	\$0.00
7/16/2020 ✓					N			\$3,846.61 ✓
97	SPECTRUM / SPECTRUM BUSINESS ✓	7/6/2020 ✓	N	N				0914404070620 ✓
INTERNET 7/6-8/05						7/23/2020 ✓	7/6/2020	\$0.00
7/16/2020 ✓					N			\$443.94 ✓
98	WESTERN MUNICIPAL WATER / WESTERN MUNICIPA ✓	7/1/2020 ✓	N	N				RI3601 ✓
JULY BRINE FXD						7/31/2020 ✓	7/1/2020	\$0.00
7/16/2020 ✓					N			\$749.94 ✓
99	BABCOCK E S SONS INC / BABCOCK, E S & SONS, IN ✓	6/23/2020 ✓	N	N				CF01986-0267 ✓
WTR ANALYSES						7/23/2020 ✓	6/23/2020	\$0.00
6/30/2020 ✓					N			\$42.00 ✓
100	BABCOCK E S SONS INC / BABCOCK, E S & SONS, IN ✓	6/26/2020 ✓	N	N				CF02285-0267 ✓
WTR ANALYSES						7/26/2020 ✓	6/26/2020	\$0.00
6/30/2020 ✓					N			\$42.00 ✓
101	BABCOCK E S SONS INC / BABCOCK, E S & SONS, IN ✓	6/26/2020 ✓	N	N				CF02286-0267 ✓
WTR ANALYSES						7/26/2020 ✓	6/26/2020	\$0.00
6/30/2020 ✓					N			\$420.00 ✓
102	BABCOCK E S SONS INC / BABCOCK, E S & SONS, IN ✓	6/29/2020 ✓	N	N				CF02410-0267 ✓
WTR ANALYSES						7/29/2020 ✓	6/29/2020	\$0.00
6/30/2020 ✓					N			\$42.00 ✓

AP Enter Bills Edit Report
 Rubidoux Community Services District (RCSACT)
 Batch: AAAAJX

7/10/2020 3:13:21 PM

Page 7

Tr. #	Vendor	Inv Date	Paid Out	Immediate	Credit Card Vendor	Due Date	Discount Date	Invoice #
PO Number		Inv Date	Immediate GL Account	Check #	Check #	Due Date	Discount Date	Discount
GL Date		Immediate GL Account	Immediate GL Account	Credit Card	CC Reference #	Due Date	Payment Date	Total Invoice
103	CORELOGIC / CORELOGIC, INC. ✓	6/30/2020 ✓	N	N		7/30/2020 ✓	6/30/2020	82031710 ✓
ON-LINE SVC		6/30/2020 ✓				7/30/2020 ✓		\$0.00
6/30/2020 ✓					N			\$178.75 ✓
104	SCE / SCE ✓	7/9/2020 ✓	N	N		7/28/2020 ✓	7/9/2020	20L2011970662 ✓
STREETLIGHTS		7/9/2020 ✓				7/28/2020 ✓		\$0.00
6/30/2020 ✓					N			\$10,879.00 ✓
105	VERIZON WIRELESS / VERIZON WIRELESS ✓	7/1/2020 ✓	N	N		7/24/2020 ✓	7/1/2020	9857727195 ✓
CELL PHN CHGS		7/1/2020 ✓				7/24/2020 ✓		\$0.00
6/30/2020 ✓					N			\$456.62 ✓

Grand Totals

Total Direct Expense: \$1,282,766.51
 Total Direct Expense Adj: (\$6,397.72) ①
 Total Non-Electronic Transactions: \$1,276,368.79 ②

Report Summary

Report Selection Criteria
 Report Type: Condensed
 Start
 Transaction Number: Start End
 End

① \$6,397.72
 6,397.72 Tri-Us

 .00

② \$1,276,368.79
 1,284,384.59

 8,015.80

PR
 7/10/20

2,341.31 SORMA
 2,399.10 Colonial
 2,134.73 Standard
 885.66 VSP
 255.00 Union

 8,015.80

 .00

Y. Giam
 7/14/20

6. ACKNOWLEDGEMENTS – MEMBERS OF THE PUBLIC MAY
ADDRESS THE BOARD AT THIS TIME ON ANY NON-AGENDA
MATTER

7. CORRESPONDENCE AND RELATED INFORMATION



July 14, 2020

via Electronic Mail

To: Presiding Officers (c/o Clerks) and General Managers of Independent Special Districts in Riverside County

Re: Results of 2020 Special District Selection Committee Elections

As you are aware, over the past several months we have been conducting ballot proceedings on behalf of the Special District Selection Committee. The Committee was charged with making appointments to the Local Agency Formation Commission (LAFCO). The purpose of this notice is to announce the results of the election pursuant to Government Code Section 56332(f)(6).

This year's election was held by electronic mail balloting for purposes of filling the expiring terms for the Regular Special District Commissioner for Eastern County, and the Alternate At-Large Special District Commissioner.

Thirty-one (31) ballots were returned, exceeding the quorum requirement of twenty-nine (29) ballots required for quorum. The 50% plus one threshold of first place votes was seventeen (17) based on the 31 ballots cast. The threshold of 50% plus one first place votes for ballots cast was met for the Regular Commissioner. However, the threshold was not met for the Alternate Commissioner. After applying the ranked voting process adopted by the Special District Selection Committee in 2016, the Alternate Commissioner position still failed to achieve the 50% plus one threshold for ballots cast. Therefore, the nomination and balloting process for the Alternate At Large Commissioner will have to start over. We expect to commence that process within the next two weeks.

The winning candidate for the Regular Special District Commissioner for Eastern County is shown below in bold, with all votes cast for each candidate.

LAFCO Special District Member (Eastern County):

<u>Candidate</u>	<u>First Place Votes</u>
Nancy Wright (Mission Springs Water District)	20
Debra Canero (Valley Sanitary District)	7
Karen Borja (Desert Healthcare District)	3

The candidates for the Alternate At-Large Special District Commissioner are shown below, with all First-Place votes for each candidate after applying the ranked voting criteria.

Results of 2020 Special District Selection Committee Elections

July 14, 2020

Page Two

LAFCO Alternate Special District Member (At-Large)

<u>Candidate</u>	<u>First Place Votes</u>
Arthur Schorr (Desert Healthcare District)	5
Dale Qualm (Temecula Public Cemetery)	1
Scott Sear (Valley Sanitary District)	2
Steve A. Pastor (Lake Hemet Municipal Water District)	11
Robert Stockton (Western Municipal Water District)	15
Danny J. Martin (Rancho California Water District)	4
Karen Alexander (Northwest Mosquito & Vector Control District)	2

Should you have any questions, please do not hesitate to contact me.

Sincerely,



Gary Thompson
Executive Officer

May 21, 2020
Approved Minutes

Roll Call:

Ayes – 5 (Muniz, Murphy, Skerbelis, Trowbridge, Trueba)

Noes – 0

Abstain – 0

Absent – 0

The motion was carried unanimously.

ITEM 12. Riverside LAFCO 2020 Special District Election. DM 2020-36.

BACKGROUND

The Riverside Local Agency Formation Commission (“LAFCO”) is conducting an election for two positions:

1. Regular Special District Member – Eastern Riverside County; and
2. Alternate Special District Member – (All Riverside County)

Both positions once filled are four (4) year terms.

Rubidoux Community Services District (“District”) is a voting agency and is asked to submit its selection for the two positions. LAFCO has provided the District with 2020 Ballot Instructions and a Ballot. There are three candidates for the Regular Special District Member position and seven candidates for the Alternate Special District Member. Once the District’s Board of Directors decides on candidates to support, the completed Ballot is to be signed by the Board President.

With the District as an agency within Western Municipal Water District, staff contacted Western leadership to find out who they supported. Western supported Robert Stockton for the Alternate Special District Member. As a Board Member of Western Municipal Water District and engaged on Riverside Area issues, he would be well suited to represent Special Districts as LAFCO. Debra Canero, a Board Member of Valley Sanitary District (Indio) is being supported by Western Municipal Water District for the Regular Special District Member. Sadly, Mr. Stockton was struck by a car and died on May 13, 2020.

The 2020 Ballot allows for the Board to rank its vote for candidates for both positions. The Board does not have to rank the candidates, and if preferred, select only one candidate for the Regular and Alternate positions.

Director Trueba moved and Director Skerbelis seconded the Rubidoux Community Services District Board of Directors select Debra Canero for the Regular Special District Member and Steve Pastor for the Alternate Special District Member. Additionally, authorizing the Board President to sign the Ballot on behalf of the District.

Debra Canero

Steve Pastor

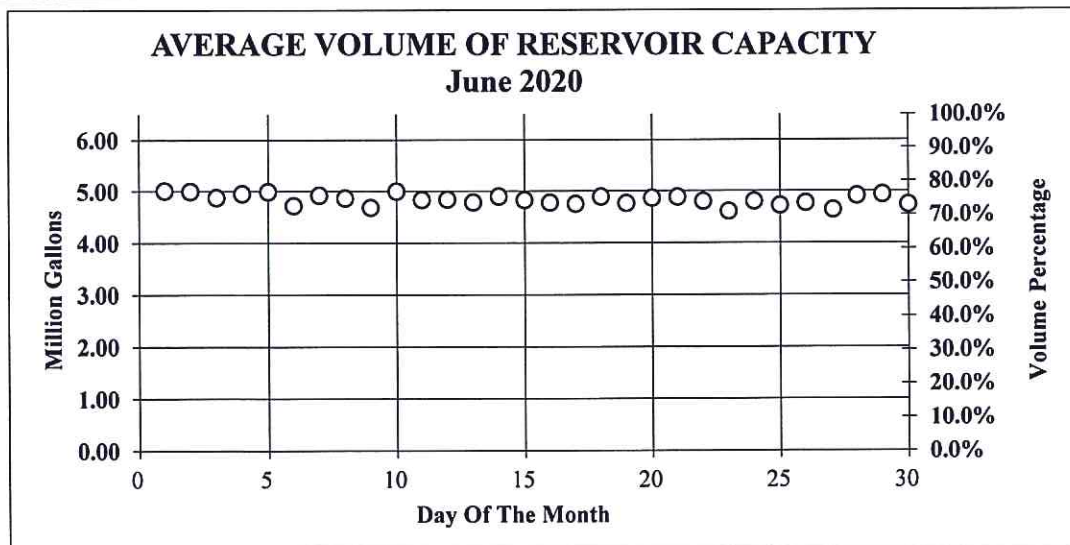
8. MANAGER'S REPORT

- a) Operations Report
- b) Emergency and Incident Report

RUBIDOUX COMMUNITY SERVICES DISTRICT

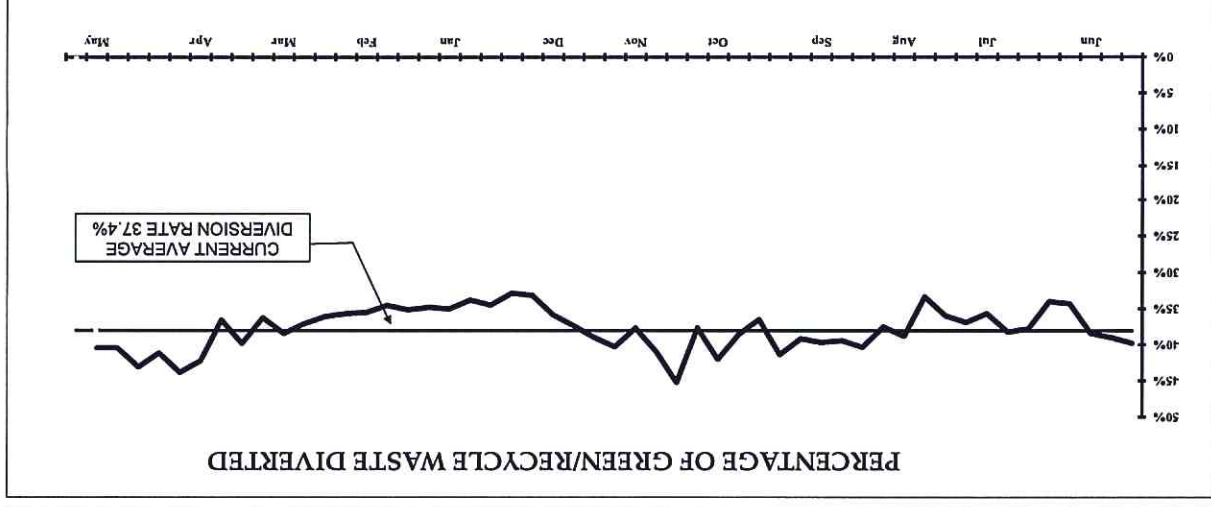
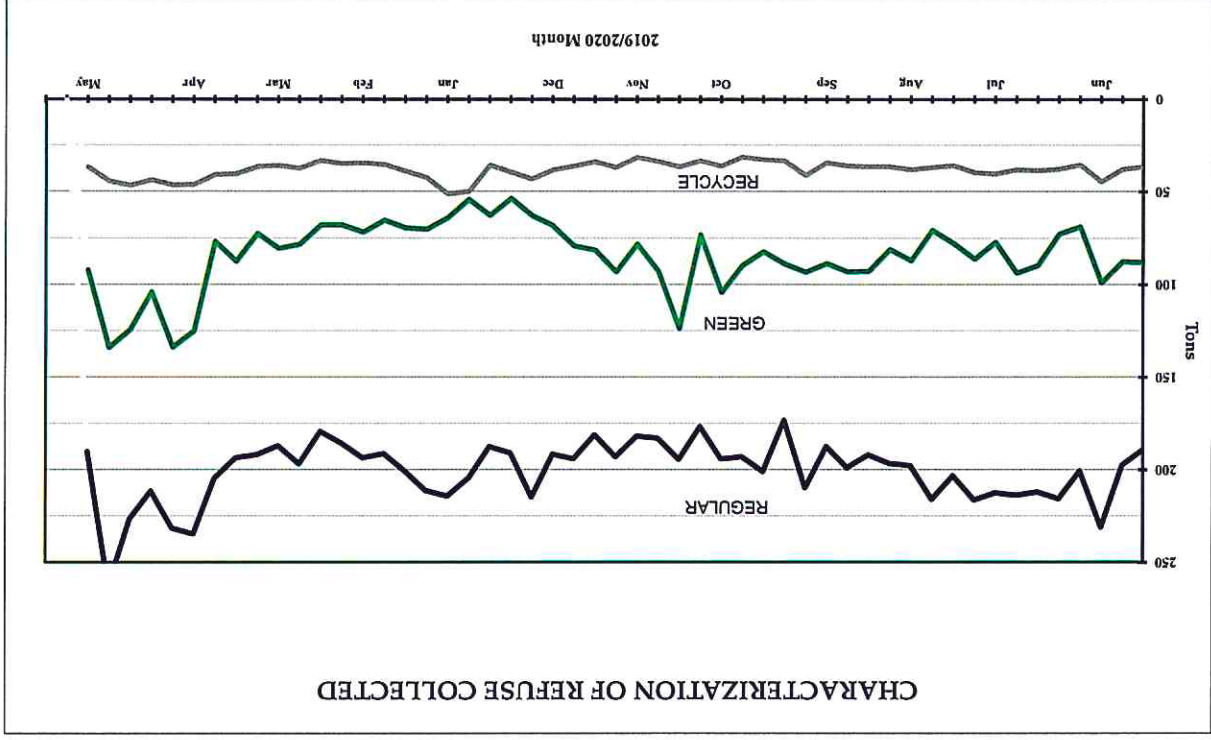
Reservoir Capacity Report

CAPACITY	ATKINSON SYSTEM		HUNTER SYSTEM		WATER AVAILABLE (Gallons)*	PERCENTAGE OF TOTAL CAPACITY
	2,000,000	3,000,000	425,000	1,000,000		
DATE	ATKINSON	WATSON	HUNTER 1	PERRONE		
06/01/2020	80.6	75.6	76.8	79.6	5,011,158	78.0%
06/02/2020	80.6	75.5	77.2	79.9	4,996,678	77.8%
06/03/2020	77.8	73.5	76.1	78.6	4,876,764	75.9%
06/04/2020	79.6	74.8	76.4	78.8	4,950,083	77.0%
06/05/2020	79.0	74.3	82.2	82.4	4,990,191	77.7%
06/06/2020	74.7	71.0	80.4	77.2	4,720,938	73.5%
06/07/2020	78.5	74.2	76.0	79.2	4,922,304	76.6%
06/08/2020	77.0	72.7	78.8	81.1	4,865,255	75.7%
06/09/2020	73.3	69.9	77.2	79.1	4,685,438	72.9%
06/10/2020	79.6	74.8	79.0	81.6	4,997,552	77.8%
06/11/2020	77.1	72.8	78.8	77.9	4,835,723	75.3%
06/12/2020	77.1	72.9	77.6	77.7	4,840,079	75.3%
06/13/2020	75.5	71.7	77.5	78.2	4,784,635	74.5%
06/14/2020	77.8	73.7	77.6	79.0	4,896,750	76.2%
06/15/2020	76.7	72.6	79.4	78.4	4,826,400	75.1%
06/16/2020	75.2	71.5	76.4	79.8	4,776,432	74.3%
06/17/2020	75.4	71.6	76.1	78.7	4,755,998	74.0%
06/18/2020	77.5	73.2	77.5	80.0	4,888,917	76.1%
06/19/2020	74.2	70.5	80.5	81.6	4,765,651	74.2%
06/20/2020	76.1	72.3	81.0	82.2	4,864,535	75.7%
06/21/2020	77.7	73.3	77.1	80.9	4,882,637	76.0%
06/22/2020	75.7	71.8	77.2	79.8	4,800,702	74.7%
06/23/2020	71.3	68.3	77.2	79.8	4,608,150	71.7%
06/24/2020	76.0	71.9	76.2	78.3	4,801,753	74.7%
06/25/2020	74.0	70.4	76.7	79.4	4,722,338	73.5%
06/26/2020	75.2	71.4	78.4	80.1	4,772,640	74.3%
06/27/2020	72.8	69.7	75.7	77.1	4,642,484	72.3%
06/28/2020	78.1	73.9	77.7	79.1	4,906,363	76.4%
06/29/2020	78.8	74.1	78.4	80.9	4,931,028	76.7%
06/30/2020	75.5	71.6	74.3	78.1	4,739,552	73.8%



* The total capacity of all District reservoirs is 6,425,000 gallons.

**RUBIDOUX COMMUNITY SERVICES DISTRICT
Green Waste Program
(May 19 to June 20)**



Water and Wastewater Production Comparison

TOTAL WELL PRODUCTION in Million Gallons

Consumption to JURUPA C.S.D. WASTEWATER FLOW TO RIVERSIDE

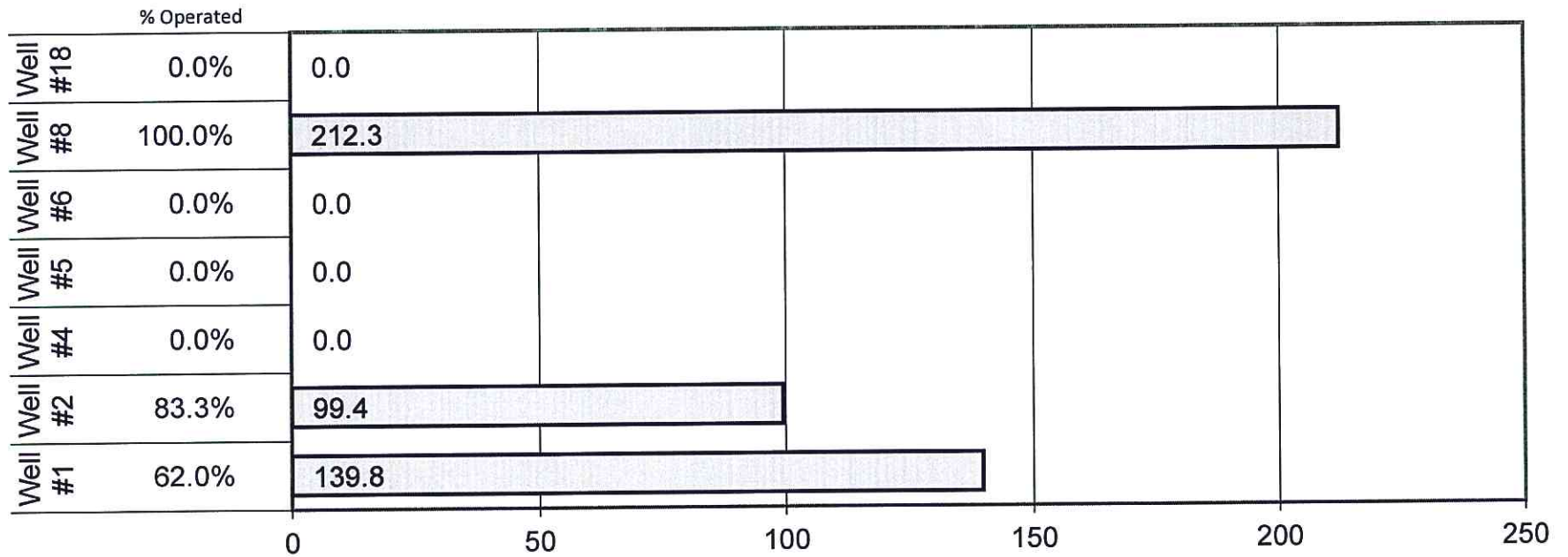
Date	TOTAL WELL PRODUCTION in Million Gallons					Consumption to JURUPA C.S.D. (Million Gallons)	WASTEWATER FLOW TO RIVERSIDE (Million Gallons)
	Purchased	Potable Wells	Potable Total	Non-Potable Wells	Non-Potable Total		
06/01/2020	0.00	5.42	5.42	1.21	6.63	0.00	1.68
06/02/2020	0.00	4.23	4.23	0.60	4.83	0.00	1.67
06/03/2020	0.00	5.20	5.20	0.53	5.73	0.00	1.76
06/04/2020	0.00	5.06	5.06	0.62	5.68	0.00	1.72
06/05/2020	0.00	3.47	3.47	0.44	3.91	0.00	1.70
06/06/2020	0.00	5.13	5.13	0.46	5.59	0.00	1.68
06/07/2020	0.00	4.30	4.30	0.46	4.76	0.00	1.70
06/08/2020	0.00	4.69	4.69	0.62	5.31	0.00	1.73
06/09/2020	0.00	5.32	5.32	0.55	5.87	0.00	1.69
06/10/2020	0.00	5.33	5.33	0.62	5.95	0.00	1.68
06/11/2020	0.00	5.47	5.47	1.13	6.59	0.00	1.75
06/12/2020	0.00	4.55	4.55	0.44	5.00	0.00	1.67
06/13/2020	0.00	4.78	4.78	0.50	5.28	0.00	1.66
06/14/2020	0.00	5.28	5.28	0.60	5.88	0.00	1.68
06/15/2020	0.00	3.79	3.79	0.65	4.43	0.00	1.75
06/16/2020	0.00	5.36	5.36	0.64	6.01	0.00	1.72
06/17/2020	0.00	5.24	5.24	0.60	5.85	0.00	1.74
06/18/2020	0.00	4.70	4.70	0.50	5.19	0.00	1.68
06/19/2020	0.00	5.01	5.01	0.02	5.03	0.00	1.68
06/20/2020	0.00	4.64	4.64	0.02	4.66	0.00	1.70
06/21/2020	0.00	4.55	4.55	0.84	5.39	0.00	1.67
06/22/2020	0.00	4.75	4.75	0.81	5.56	0.00	1.76
06/23/2020	0.00	5.42	5.42	0.80	6.22	0.00	1.74
06/24/2020	0.00	4.83	4.83	0.53	5.36	0.00	1.78
06/25/2020	0.00	5.69	5.69	1.07	6.76	0.00	1.75
06/26/2020	0.00	4.51	4.51	0.45	4.96	0.00	1.75
06/27/2020	0.00	5.45	5.45	0.47	5.92	0.00	1.74
06/28/2020	0.00	4.75	4.75	0.51	5.27	0.00	1.71
06/29/2020	0.00	5.03	5.03	0.60	5.63	0.00	1.68
06/30/2020	0.00	5.18	5.18	0.62	5.80	0.00	1.70
MINIMUM	0.00	3.47	3.47	0.02	3.91	0.00	1.66
AVERAGE	0.00	4.90	4.90	0.60	5.50	0.00	1.71
MAXIMUM	0.00	5.69	5.69	1.21	6.76	0.00	1.78
TOTAL	0.00	147.15	147.15	17.92	165.06	0.00	51.33

RUBIDOUX COMMUNITY SERVICES DISTRICT
MONTHLY WELL PRODUCTION
(Million Gallons)

DATE	POTABLE WATER								NONPOTABLE WATER					TOTALS		TOTAL PROD. (MG)
	JURUPA TIE-IN (MG)	MN Rmvl Plt #1 Well #1A (MG)	GAC Plt TROYER Well #2 (MG)	Nitrate Removal Plt		DALY Well #5 (MG)	GOULD Well #8A (MG)	MN Rmvl Plt #2 Well #18 (MG)	28th ST. Well #3 (MG)	DALY Well #7 (MG)	CLEMMENT Well #11 (MG)	46th ST. Well #14 (MG)	Mission Wells #19 & #20 (MG)	POTABLE (MG)	NON POTABLE (MG)	
				FLT Well #4 (MG)	SKOTTY Well #6 (MG)											
06/01/2020	0.00	1.92	1.08	0.00	0.00	0.00	2.41	0.00	0.61	0.00	0.57	0.00	0.03	5.42	1.21	6.63
06/02/2020	0.00	0.87	1.15	0.00	0.00	0.00	2.21	0.00	0.00	0.00	0.58	0.00	0.02	4.23	0.60	4.83
06/03/2020	0.00	1.56	1.28	0.00	0.00	0.00	2.36	0.00	0.00	0.00	0.52	0.00	0.02	5.20	0.53	5.73
06/04/2020	0.00	1.46	1.26	0.00	0.00	0.00	2.34	0.00	0.00	0.00	0.60	0.00	0.02	5.06	0.62	5.68
06/05/2020	0.00	0.70	0.97	0.00	0.00	0.00	1.80	0.00	0.00	0.00	0.42	0.00	0.02	3.47	0.44	3.91
06/06/2020	0.00	2.62	0.00	0.00	0.00	0.00	2.51	0.00	0.00	0.00	0.44	0.00	0.02	5.13	0.46	5.59
06/07/2020	0.00	2.10	0.17	0.00	0.00	0.00	2.03	0.00	0.00	0.00	0.44	0.00	0.02	4.30	0.46	4.76
Subtotal	0.00	11.23	5.91	0.00	0.00	0.00	15.66	0.00	0.61	0.00	3.57	0.00	0.15	32.80	4.33	37.14
06/08/2020	0.00	1.26	1.07	0.00	0.00	0.00	2.36	0.00	0.00	0.00	0.59	0.00	0.04	4.69	0.62	5.31
06/09/2020	0.00	1.94	1.19	0.00	0.00	0.00	2.19	0.00	0.00	0.00	0.51	0.00	0.04	5.32	0.55	5.87
06/10/2020	0.00	1.70	1.27	0.00	0.00	0.00	2.36	0.00	0.00	0.00	0.58	0.00	0.04	5.33	0.62	5.95
06/11/2020	0.00	1.92	1.25	0.00	0.00	0.00	2.31	0.00	0.54	0.00	0.55	0.00	0.04	5.47	1.13	6.59
06/12/2020	0.00	1.15	1.20	0.00	0.00	0.00	2.20	0.00	0.00	0.00	0.43	0.00	0.02	4.55	0.44	5.00
06/13/2020	0.00	1.05	1.30	0.00	0.00	0.00	2.43	0.00	0.00	0.00	0.48	0.00	0.02	4.78	0.50	5.28
06/14/2020	0.00	1.48	1.37	0.00	0.00	0.00	2.43	0.00	0.00	0.00	0.58	0.00	0.02	5.28	0.60	5.88
Subtotal	0.00	10.50	8.66	0.00	0.00	0.00	16.27	0.00	0.54	0.00	3.72	0.00	0.21	35.43	4.46	39.89
06/15/2020	0.00	1.28	0.11	0.00	0.00	0.00	2.40	0.00	0.00	0.00	0.61	0.00	0.04	3.79	0.65	4.43
06/16/2020	0.00	1.82	1.28	0.00	0.00	0.00	2.26	0.00	0.00	0.00	0.62	0.00	0.03	5.36	0.64	6.01
06/17/2020	0.00	1.52	1.31	0.00	0.00	0.00	2.42	0.00	0.00	0.00	0.56	0.00	0.04	5.24	0.60	5.85
06/18/2020	0.00	0.94	1.24	0.00	0.00	0.00	2.52	0.00	0.00	0.00	0.47	0.00	0.02	4.70	0.50	5.19
06/19/2020	0.00	1.23	1.37	0.00	0.00	0.00	2.41	0.00	0.00	0.00	0.00	0.00	0.02	5.01	0.02	5.03
06/20/2020	0.00	1.14	1.24	0.00	0.00	0.00	2.27	0.00	0.00	0.00	0.00	0.00	0.02	4.64	0.02	4.66
06/21/2020	0.00	1.21	1.17	0.00	0.00	0.00	2.17	0.00	0.00	0.00	0.81	0.00	0.02	4.55	0.84	5.39
Subtotal	0.00	9.14	7.73	0.00	0.00	0.00	16.43	0.00	0.00	0.00	3.08	0.00	0.19	33.29	3.27	36.56
06/22/2020	0.00	1.18	1.30	0.00	0.00	0.00	2.27	0.00	0.00	0.00	0.77	0.00	0.04	4.75	0.81	5.56
06/23/2020	0.00	1.76	1.25	0.00	0.00	0.00	2.41	0.00	0.00	0.00	0.77	0.00	0.03	5.42	0.80	6.22
06/24/2020	0.00	2.17	0.39	0.00	0.00	0.00	2.28	0.00	0.00	0.00	0.52	0.00	0.01	4.83	0.53	5.36
06/25/2020	0.00	2.00	1.24	0.00	0.00	0.00	2.45	0.00	0.39	0.00	0.65	0.00	0.03	5.69	1.07	6.76
06/26/2020	0.00	1.23	1.14	0.00	0.00	0.00	2.14	0.00	0.00	0.00	0.44	0.00	0.01	4.51	0.45	4.96
06/27/2020	0.00	2.00	1.05	0.00	0.00	0.00	2.40	0.00	0.00	0.00	0.44	0.00	0.02	5.45	0.47	5.92
06/28/2020	0.00	1.23	1.24	0.00	0.00	0.00	2.29	0.00	0.00	0.00	0.50	0.00	0.01	4.75	0.51	5.27
06/29/2020	0.00	1.52	1.25	0.00	0.00	0.00	2.27	0.00	0.00	0.00	0.58	0.00	0.02	5.03	0.60	5.63
06/30/2020	0.00	1.60	1.26	0.00	0.00	0.00	2.32	0.00	0.00	0.00	0.60	0.00	0.02	5.18	0.62	5.80
Subtotal	0.00	14.70	10.11	0.00	0.00	0.00	20.82	0.00	0.39	0.00	5.26	0.00	0.19	45.63	5.85	51.48
TOTAL	0.000	45.563	32.397	0.000	0.000	0.000	69.189	0.000	1.545	0.000	15.628	0.000	0.743	147.149	17.916	165.064

TOTAL WATER PRODUCED w/ % Operated

June 2020



Max Production **848.7 AF**

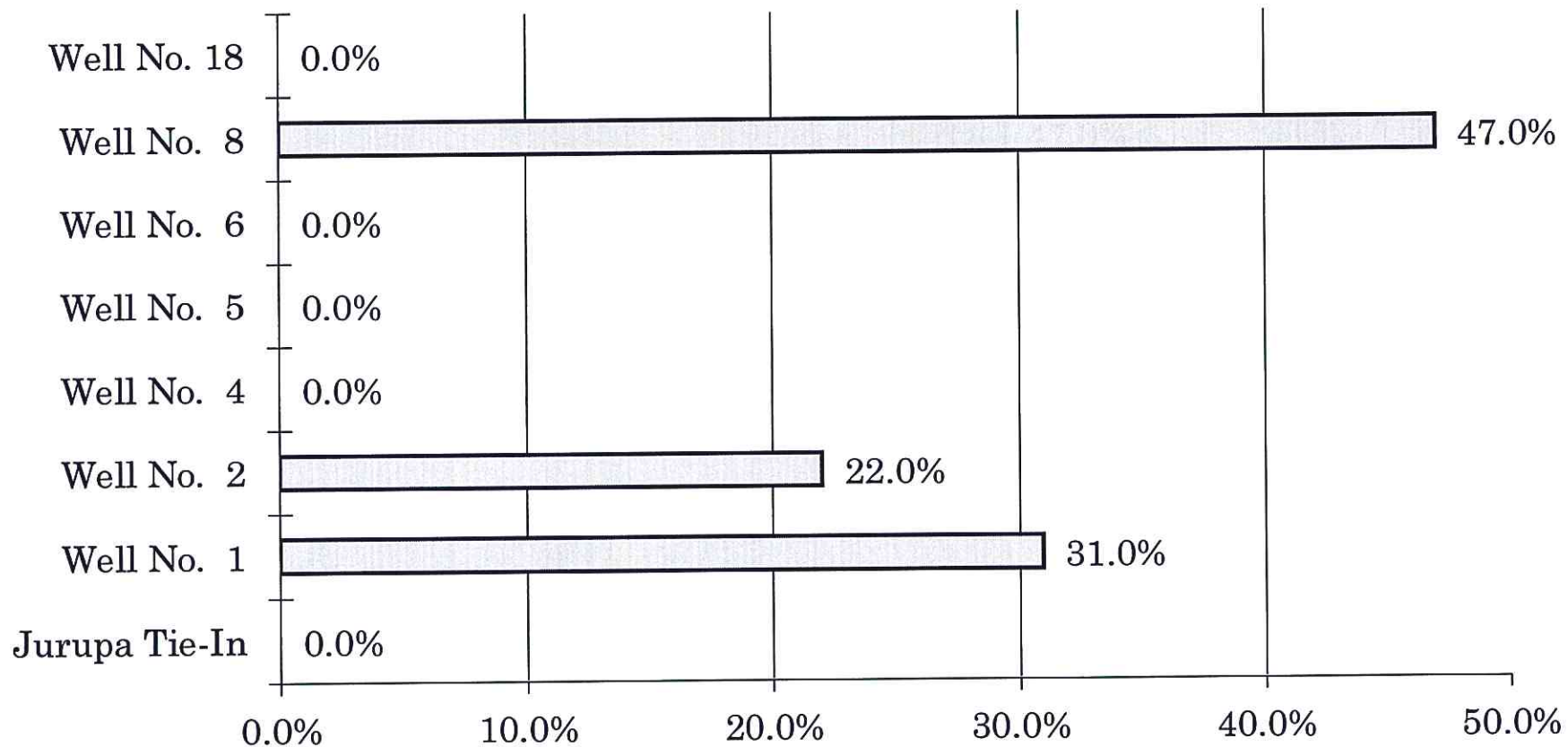
Monthly Production **451.6 AF**

Reserve Production **397.1 AF**

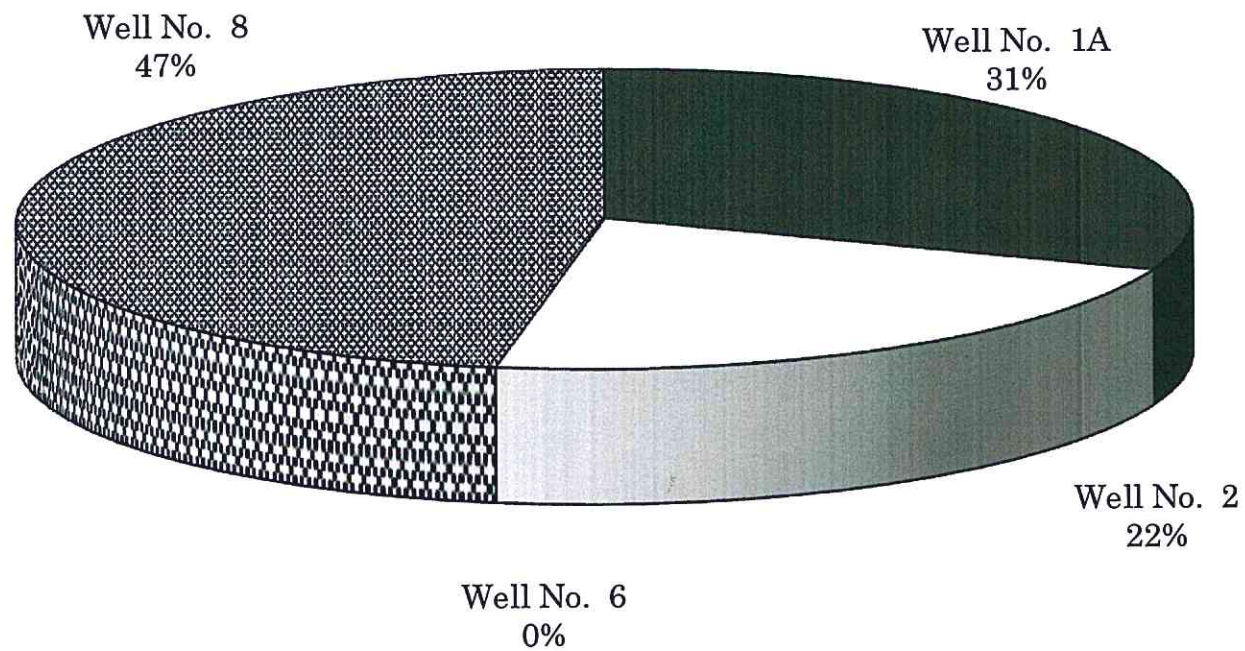
ACRE FEET

1 Acre Foot = 43,560 Cubic Feet = 325,829 Gallons

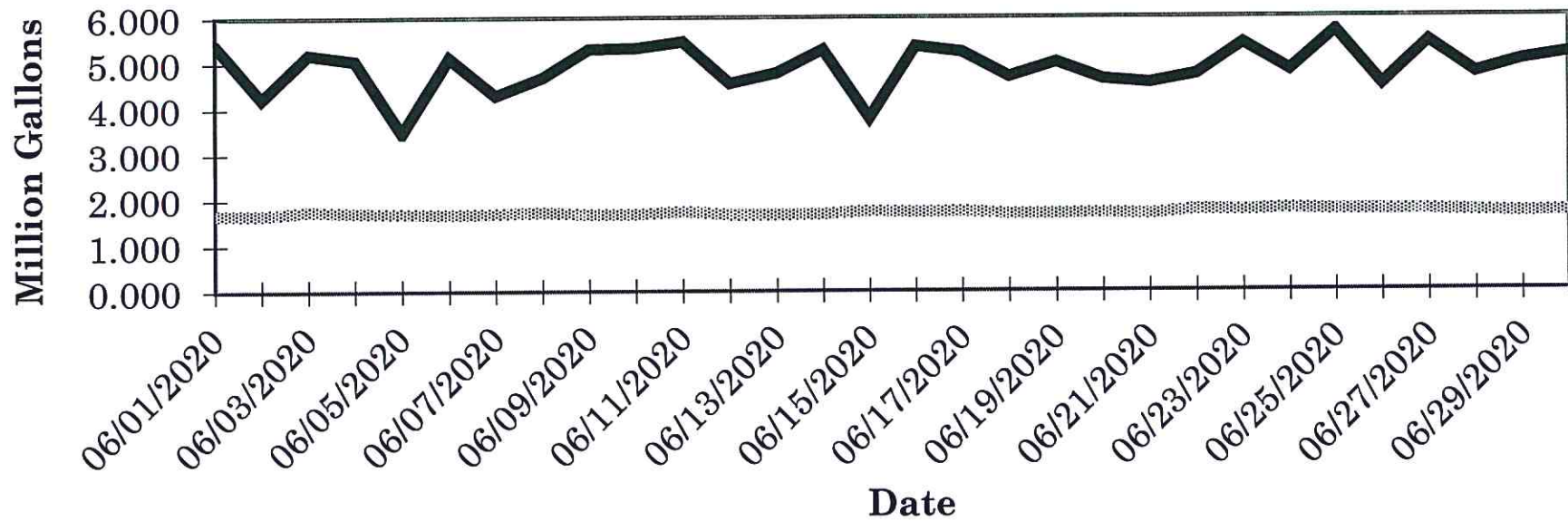
Source Potable Production Comparison June 2020



Source Potable Production Comparison June 2020

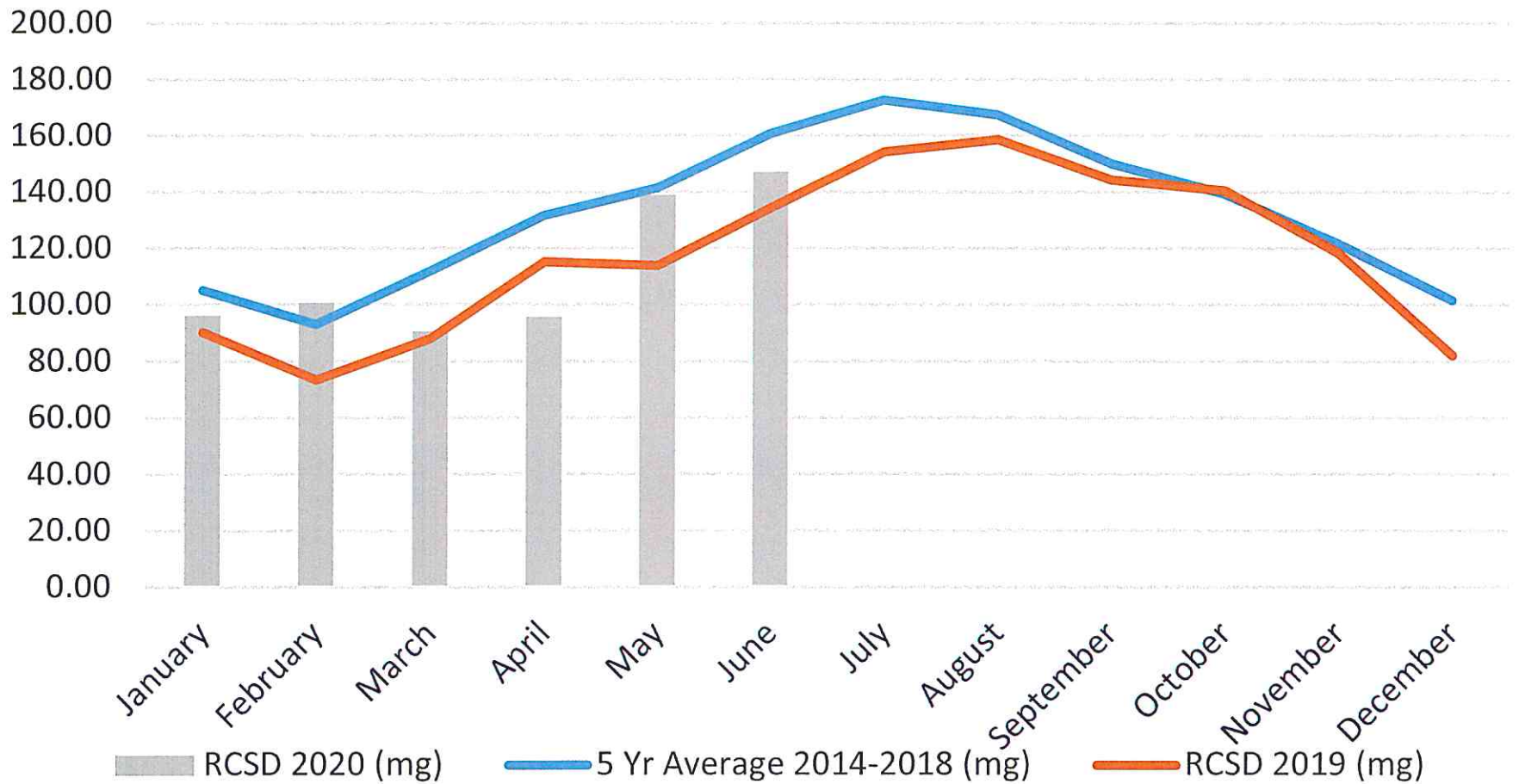


Potable Water & Wastewater Comparison June 2020



— Potable Water Prod. ······· Wastewater Prod

Potable Water Production Year 2020



CAL FIRE/Riverside County Fire Department

Emergency Incident Statistics



Shawn C. Newman

Fire Chief

7/1/2020

Report Provided By: Riverside County Fire Department

Communications and Technology Division

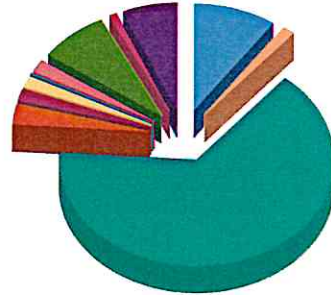
GIS Section

Please refer to Map and Incident by Battalion, Station, Jurisdiction

Incidents Reported for the month of June2020 and Special District Rubidoux CSD And Both (Code 2, Alpha, Omega, Code 3, Charlie, Delta, Bravo, Echo)
*Incidents are shown based on the primary response area for the incident location. This does not represent total response times for all units only the first unit in.

Response Activity

Incidents Reported for the month of June 2020 and Special District Rubidoux CSD And Both (Code 2, Alpha, Omega, Code 3, Charlie, Delta, Bravo, Echo)



False Alarm	23	9.8%
Haz Mat	3	1.3%
Medical	152	65.0%
Other Fire	7	3.0%
Other Misc	4	1.7%
Public Service Assist	4	1.7%
Res Fire	1	0.4%
Standby	4	1.7%
Traffic Collision	19	8.1%
Vehicle Fire	2	0.9%
Wildland Fire	15	6.4%
Total:	234	100.0%

False Alarm	23
Haz Mat	3
Medical	152
Other Fire	7
Other Misc	4
Public Service Assist	4
Res Fire	1
Standby	4
Traffic Collision	19
Vehicle Fire	2
Wildland Fire	15
Incident Total:	234

Average Enroute to Onscene Time*

Enroute Time = When a unit has been acknowledged as responding. Onscene Time = When a unit has been acknowledged as being on scene. For any other statistic outside Enroute to Onscene please contact the IT Help Desk at 951-940-6900

<5 Minutes	+5 Minutes	+10 Minutes	+20 Minutes	Average	% 0 to 5 min
155	75	15	1	4.7	66.2%

*CODE 3 and CODE 2 incidents are included in the total count of incidents and the average Enroute to Onscene Time.

Incidents by Battalion, Station and Jurisdiction

			False Alarm	Haz Mat	Medical	Other Fire	Other Misc	Public Service	Res Fire	Standby	Traffic Collisio	Vehicle Fire	Wildlan d Fire	Total
Battalion 14	Station 16 Pedley	City of Jurupa Valley	0	0	1	0	0	0	0	0	0	0	0	1
	Station Total		0	0	1	0	0	0	0	0	0	0	0	1
	Station 18 West Riverside	City of Jurupa Valley	0	1	4	0	0	0	0	0	2	0	2	9
	Station Total		0	1	4	0	0	0	0	0	2	0	2	9
	Station 38 Rubidoux	City of Jurupa Valley	23	2	147	7	4	4	1	4	17	2	13	224
	Station Total		23	2	147	7	4	4	1	4	17	2	13	224
	Battalion Total			23	3	152	7	4	4	1	4	19	2	15
Grand Total			23	3	152	7	4	4	1	4	19	2	15	234

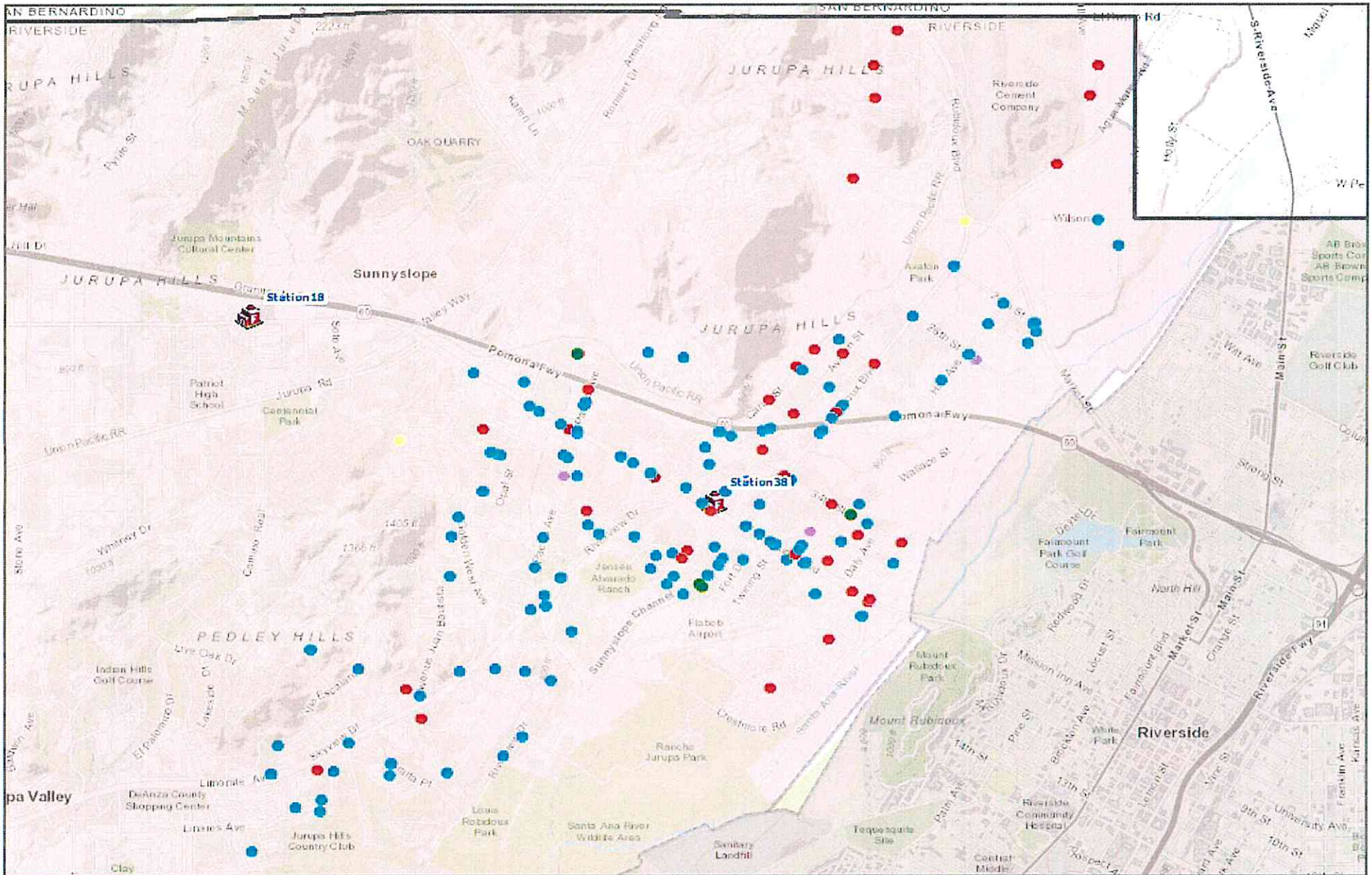
Incidents by Jurisdiction

	False Alarm	Haz Mat	Medical	Other Fire	Other Misc	Public Service	Res Fire	Standby	Traffic Collisio	Vehicle Fire	Wildlan d Fire	Total
City of Jurupa Valley	23	3	152	7	4	4	1	4	19	2	15	234
Grand Total	23	3	152	7	4	4	1	4	19	2	15	234

Incidents by Supervisorial District - Summary

	DISTRICT 2 KAREN SPIEGEL	Grand Total
False Alarm	23	23
Haz Mat	3	3
Medical	152	152
Other Fire	7	7
Other Misc	4	4
Public Service Assist	4	4
Res Fire	1	1
Standby	4	4
Traffic Collision	19	19
Vehicle Fire	2	2
Wildland Fire	15	15
Total	234	234

MONTH = 6 and YEAR = 2020 and SPECIAL= 'Rubidoux CSD'



Legend

- Fire
- Hazard
- Haz Mat
- Medical
- Other Misc
- PSA
- Riverside County
- Reservations
- Fire Station
- Casinos



Riverside County Fire GIS

*Incidents are shown based on the primary response area for the incident location. This does not represent total response times for all units only the first unit in.

CAL FIRE/Riverside County Fire Department

Emergency Incident Statistics

June 2010 - June 2020



Rubidoux Community Service District



Total Calls for Rubidoux CSD June 2010-2020



<u>Month/Year</u>	<u>Total Calls for Station 38</u>	<u>Total Calls for District</u>
June 2010	177	190
June 2011	166	174
June 2012	221	232
June 2013	193	205
June 2014	201	209
June 2015	211	222
June 2016	246	264
June 2017	219	234
June 2018	226	238
June 2019	234	248
June 2020	247	256

CAL FIRE/Riverside County Fire Department

Emergency Incident Statistics



Shawn C. Newman

Fire Chief

7/1/2020

Report Provided By: Riverside County Fire Department

Communications and Technology Division

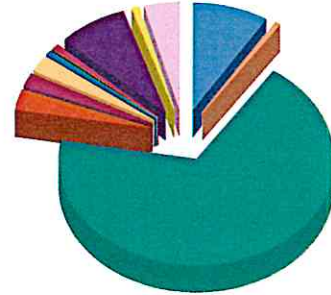
GIS Section

Please refer to Map and Incident by Battalion, Station, Jurisdiction

Incidents Reported for the month of June,2020 and City of Jurupa Valley And Both (Code 2, Alpha, Omega, Code 3, Charlie, Delta, Bravo, Echo)
*Incidents are shown based on the primary response area for the incident location. This does not represent total response times for all units only the first unit in.

Response Activity

Incidents Reported for the month of June,2020 and City of Jurupa Valley And Both (Code 2, Alpha, Omega, Code 3, Charlie, Delta, Bravo, Echo)



False Alarm	76	8.9%
Haz Mat	5	0.6%
Medical	585	68.4%
Other Fire	24	2.8%
Other Misc	17	2.0%
Public Service Assist	23	2.7%
Res Fire	4	0.5%
Rescue	1	0.1%
Ringing Alarm	1	0.1%
Standby	8	0.9%
Traffic Collision	68	8.0%
Vehicle Fire	8	0.9%
Wildland Fire	35	4.1%
Total:	855	100.0%

False Alarm	76
Haz Mat	5
Medical	585
Other Fire	24
Other Misc	17
Public Service Assist	23
Res Fire	4
Rescue	1
Ringing Alarm	1
Standby	8
Traffic Collision	68
Vehicle Fire	8
Wildland Fire	35
Incident Total:	855

Average Enroute to Onscene Time*

Enroute Time = When a unit has been acknowledged as responding. Onscene Time = When a unit has been acknowledge as being on scene. For any other statistic outside Enroute to Onscene please contact the IT Help Desk at 951-940-6900

<5 Minutes	+5 Minutes	+10 Minutes	+20 Minutes	Average	% 0 to 5 min
533	309	36	4	5.1	62.3%

*CODE 3 and CODE 2 incidents are included in the total count of incidents and the average Enroute to Onscene Time.

Incidents by Battalion, Station and Jurisdiction

			False Alarm	Haz Mat	Medical	Other Fire	Other Misc	Public Service	Res Fire	Rescue	Ringin Alarm	Standby	Traffic Collisio	Vehicle Fire	Wildlan d Fire	Total
Battalion 4	Station 47 Norco	City of Jurupa Valley	3	0	1	0	0	0	0	0	0	0	0	0	0	4
	Station Total		3	0	1	0	0	0	0	0	0	0	0	0	0	4
	Battalion Total		3	0	1	0	0	0	0	0	0	0	0	0	0	4
Battalion 14	Station 16 Pedley	City of Jurupa Valley	19	1	181	10	3	5	0	0	0	3	14	3	7	246
	Station Total		19	1	181	10	3	5	0	0	0	3	14	3	7	246
	Station 17 Glen Avon	City of Jurupa Valley	17	0	111	2	4	8	2	0	1	0	13	3	3	164
	Station Total		17	0	111	2	4	8	2	0	1	0	13	3	3	164
	Station 18 West Riverside	City of Jurupa Valley	8	2	118	3	6	4	0	1	0	0	18	0	9	169
	Station Total		8	2	118	3	6	4	0	1	0	0	18	0	9	169
	Station 27 Eastvale	City of Jurupa Valley	3	0	25	0	0	2	1	0	0	0	5	0	1	37
	Station Total		3	0	25	0	0	2	1	0	0	0	5	0	1	37
	Station 38 Rubidoux	City of Jurupa Valley	26	2	149	9	4	4	1	0	0	5	18	2	15	235
	Station Total		26	2	149	9	4	4	1	0	0	5	18	2	15	235
Battalion Total		73	5	584	24	17	23	4	1	1	8	68	8	35	851	
Grand Total			76	5	585	24	17	23	4	1	1	8	68	8	35	855

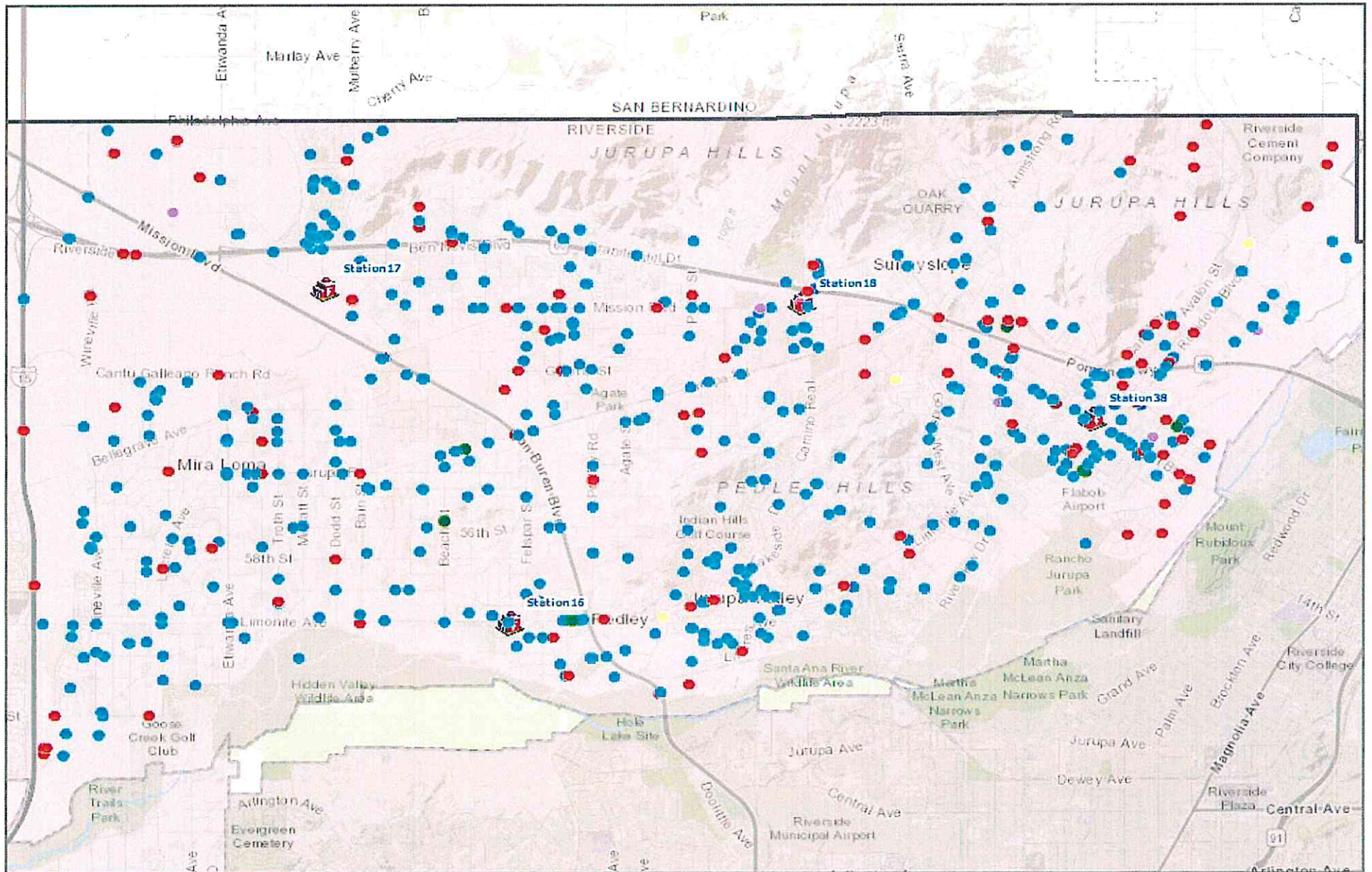
Incidents by Jurisdiction

	False Alarm	Haz Mat	Medical	Other Fire	Other Misc	Public Service	Res Fire	Rescue	Ringin Alarm	Standby	Traffic Collisio	Vehicle Fire	Wildlan d Fire	Total
City of Jurupa Valley	76	5	585	24	17	23	4	1	1	8	68	8	35	855
Grand Total	76	5	585	24	17	23	4	1	1	8	68	8	35	855

Incidents by Supervisorial District - Summary

	DISTRICT 2 KAREN SPIEGEL	Grand Total
False Alarm	76	76
Haz Mat	5	5
Medical	585	585
Other Fire	24	24
Other Misc	17	17
Public Service Assist	23	23
Res Fire	4	4
Rescue	1	1
Ringing Alarm	1	1
Standby	8	8
Traffic Collision	68	68
Vehicle Fire	8	8
Wildland Fire	35	35
Total	855	855

MONTH = 6 and YEAR = 2020 and CITYNAME = 'Jurupa Valley'



Legend

- Fire
- Hazard
- Haz Mat
- Medical
- Other Misc
- PSA
- Riverside County
- Reservations
- Fire Station
- Casinos



Riverside County Fire GIS

9. CONSIDERATION TO APPROVE AND AUTHORIZE RETIREMENT PAYMENT
FOR CALPERS ANNUAL UNFUNDED LIABILITY: **DM 2020-52**

Rubidoux Community Services District

Board of Directors

Hank Trueba Jr
Armando Muniz
Bernard Murphy
John Skerbelis
F. Forest Trowbridge



General Manager

Jeffrey D. Sims

Water Resource Management Refuse Collection Street Lights Fire / Emergency Services Weed Abatement

DIRECTORS MEMORANDUM 2020-52

July 16, 2020

To: Rubidoux Community Services District
Board of Directors

Subject: Consideration to Pay CalPERS Unfunded Liability as Annual Payment

BACKGROUND:

The District has received the Annual Unfunded Liability contribution schedule as of June 30, 2018, from CalPERS for the District's employer's contribution portion (See Attached CalPERS July 1, 2020). This unfunded liability is CalPERS trueing up of the District's annual contributions with investment returns against Actuarial Valuations and Projections for the Districts three (3) specific plans; Miscellaneous, Safety and PEPRA. For planning and budgeting purposes, Staff has budgeted for this annual unfunded CalPERS cost and is included within the Health and Retirement Expenses among the General, Water and Sewer Fund Budget.

The District is presented with two options to pay CalPERS unfunded liability for FY 2020/2021:

- **Option 1:** Pay over time the \$383,065.20 (Total Amount of the three (3) plans) including interest @ 3.44% in twelve monthly payments of \$31,922.10 per month in addition to our normal CalPERS monthly contributions.
- **Option 2:** Pay annually Lump Sum without interest. The amount would be \$370,323.00 (for all three (3) plans) and due on or before July 31, 2020. Interest savings of \$12,742.20 would be realized as compared to **Option 1**.

The District's average rate of return on its investments portfolio is approximately 2.02%. Returns are expected to gradually decrease in FY 2020/2021. Staff believes it prudent to pay the unfunded actuarial liability as an annual payment and save 3.44% in accrued interest for FY 2020/2021. This CalPERS expense was anticipated and budgeted as part of the approved District 2020/2021 Budget.

RECOMMEDNATION:

Staff recommends **Option 2** to the Rubidoux Community Services District Board of Directors: pay CalPERS annual unfunded actuarial liability as a lump sum payment of \$370,323.00 for FY 2020/2021.

Respectfully,



JEFFREY D. SIMS, P. E.
General Manager


Attachments: CalPERS Actuarial Valuations July 1, 2020



P.O. Box 942715 Sacramento, CA 94229-2715
 888 CalPERS (or 888-225-7377) | Fax: (800) 959-6545
 TTY: (877) 249-7442
www.calpers.ca.gov

California Public Employees' Retirement System

July 01, 2020



Brian Laddusaw
 Rubidoux Community Services District
 3590 RUBIDOUX BLVD
 JURUPA VALLEY, CA 92509-4525

Business Unit: 1900
 CalPERS ID: 4070863161
 Invoice Number: 100000016091661
 Invoice Date: July 01, 2020
 Payment Due Date: July 31, 2020

Description	Amount				
<p>Annual Unfunded Accrued Liability as of the June 30, 2018 Actuarial Valuation for Rate Plan Identifier 5100. <i>MISC.</i></p> <p>The total minimum required employer contribution is the sum of the Plan's Employer Normal Cost Rate (expressed as a percentage of payroll) plus the Employer Unfunded Accrued Liability Contribution Amount.</p> <p>Your agency's monthly amount due toward the Unfunded Accrued Liability is:</p> <table border="0"> <tr> <td>Amount</td> <td>Due Date</td> </tr> <tr> <td>\$19,212.35</td> <td>July 31, 2020</td> </tr> </table> <p>If you would like to prepay the entire Annual Payment toward your Plan's Unfunded Accrued Liability, you can submit the Annual Lump Sum Prepayment amount of \$222,879.00 to the invoice number above by July 31, 2020 instead of the monthly amount listed.</p> <p>Please refer to the June 30, 2018 Actuarial Valuation report for the details of this calculation. Reports are available at CalPERS On-Line or by visiting www.mycalpers.ca.gov</p> <p>Unfunded Accrued Liability contributions are to be paid in full by the payment due date each month. Payments that are not received in full on or before this date will be assessed interest on the total outstanding balance due (Public Employees' Retirement Law § 20572 (b)). Please note that this monthly statement is a demand for payment in accordance with Public Employees' Retirement Law § 20572 (a).</p> <p>For questions concerning your invoice, please call our CalPERS Customer Contact Center at 888 CalPERS (or 888-225-7377) and ask to be referred to the Financial Office.</p>	Amount	Due Date	\$19,212.35	July 31, 2020	
Amount	Due Date				
\$19,212.35	July 31, 2020				
Total Due	\$19,212.35				






P.O. Box 942715 Sacramento, CA 94229-2715
 888 CalPERS (or 888-225-7377) | Fax: (800) 959-6545
 TTY: (877) 249-7442
www.calpers.ca.gov

California Public Employees' Retirement System

July 01, 2020



Brian Laddusaw
 Rubidoux Community Services District
 3590 RUBIDOUX BLVD
 JURUPA VALLEY, CA 92509-4525

Business Unit: 1900
 CalPERS ID: 4070863161
 Invoice Number: 100000016091651
 Invoice Date: July 01, 2020
 Payment Due Date: July 31, 2020

Description	Amount				
<p>Annual Unfunded Accrued Liability as of the June 30, 2018 Actuarial Valuation for Rate Plan Identifier 626. <i>Safety</i></p> <p>The total minimum required employer contribution is the sum of the Plan's Employer Normal Cost Rate (expressed as a percentage of payroll) plus the Employer Unfunded Accrued Liability Contribution Amount.</p> <p>Your agency's monthly amount due toward the Unfunded Accrued Liability is:</p> <table border="0"> <tr> <td>Amount</td> <td>Due Date</td> </tr> <tr> <td>\$12,573.66</td> <td>July 31, 2020</td> </tr> </table> <p>If you would like to prepay the entire Annual Payment toward your Plan's Unfunded Accrued Liability, you can submit the Annual Lump Sum Prepayment amount of \$145,865.00 to the invoice number above by July 31, 2020 instead of the monthly amount listed.</p> <p>Please refer to the June 30, 2018 Actuarial Valuation report for the details of this calculation. Reports are available at CalPERS On-Line or by visiting www.mycalpers.ca.gov</p> <p>Unfunded Accrued Liability contributions are to be paid in full by the payment due date each month. Payments that are not received in full on or before this date will be assessed interest on the total outstanding balance due (Public Employees' Retirement Law § 20572 (b)). Please note that this monthly statement is a demand for payment in accordance with Public Employees' Retirement Law § 20572 (a).</p> <p>For questions concerning your invoice, please call our CalPERS Customer Contact Center at 888 CalPERS (or 888-225-7377) and ask to be referred to the Financial Office.</p>	Amount	Due Date	\$12,573.66	July 31, 2020	
Amount	Due Date				
\$12,573.66	July 31, 2020				
Total Due	\$12,573.66				






P.O. Box 942715 Sacramento, CA 94229-2715
 888 CalPERS (or 888-225-7377) | Fax: (800) 959-6545
 TTY: (877) 249-7442
www.calpers.ca.gov

California Public Employees' Retirement System

July 01, 2020



Brian Laddusaw
 Rubidoux Community Services District
 3590 RUBIDOUX BLVD
 JURUPA VALLEY, CA 92509-4525

Business Unit: 1900
 CalPERS ID: 4070863161
 Invoice Number: 100000016091671
 Invoice Date: July 01, 2020
 Payment Due Date: July 31, 2020

Description	Amount				
<p>Annual Unfunded Accrued Liability as of the June 30, 2018 Actuarial Valuation for Rate Plan Identifier 26660. <i>PEPRA</i></p> <p>The total minimum required employer contribution is the sum of the Plan's Employer Normal Cost Rate (expressed as a percentage of payroll) plus the Employer Unfunded Accrued Liability Contribution Amount.</p> <p>Your agency's monthly amount due toward the Unfunded Accrued Liability is:</p> <table border="0"> <tr> <td>Amount</td> <td>Due Date</td> </tr> <tr> <td>\$136.09</td> <td>July 31, 2020</td> </tr> </table> <p>If you would like to prepay the entire Annual Payment toward your Plan's Unfunded Accrued Liability, you can submit the Annual Lump Sum Prepayment amount of \$1,579.00 to the invoice number above by July 31, 2020 instead of the monthly amount listed.</p> <p>Please refer to the June 30, 2018 Actuarial Valuation report for the details of this calculation. Reports are available at CalPERS On-Line or by visiting www.mycalpers.ca.gov</p> <p>Unfunded Accrued Liability contributions are to be paid in full by the payment due date each month. Payments that are not received in full on or before this date will be assessed interest on the total outstanding balance due (Public Employees' Retirement Law § 20572 (b)). Please note that this monthly statement is a demand for payment in accordance with Public Employees' Retirement Law § 20572 (a).</p> <p>For questions concerning your invoice, please call our CalPERS Customer Contact Center at 888 CalPERS (or 888-225-7377) and ask to be referred to the Financial Office.</p>	Amount	Due Date	\$136.09	July 31, 2020	
Amount	Due Date				
\$136.09	July 31, 2020				
Total Due	\$136.09				



10. RECEIVE AND FILE STATEMENT OF CASH ASSET SCHEDULE REPORT
ENDING JUNE 2020: **DM 2020-53**

Rubidoux Community Services District

Board of Directors

Armando Muniz
Hank Trueba Jr
Bernard Murphy
John Skerbelis
F. Forest Trowbridge



General Manager

Jeffrey D. Sims

Water Resource Management Refuse Collection Street Lights Fire / Emergency Services Weed Abatement

DIRECTORS MEMORANDUM 2020-53

July 16, 2020

To: Rubidoux Community Services District
Board of Directors

Subject: Receive and File the June 2020 Statement of Cash Assets Schedule

BACKGROUND:

Attached for the Board of Directors' consideration is the June 2020 Statement of Cash Assets Schedule Report for all District Fund Accounts. Year to date ("YTD") interest is \$407,226.55 for District controlled accounts. With respect to District "Funds in Trust", \$17,559.32 which has been earned and posted. The District has a combined YTD interest earned total of \$424,785.87 as of June 30, 2020.

The District's Operating Funds (Excluding Restricted Funds and Operating Reserves) show a balance of \$6,871,163.62 ending June 30, 2020. This is **\$732,163.32 MORE** than July 1, 2019, beginning balance of \$6,139,000.30.

Further, the District's Field/Admin Fund current fund balance is \$586,427.14.

Submitted for the Board of Directors consideration is the *June 2020, Statement of Cash Assets Schedule Report* for review and acceptance.

RECOMMENDATION:

Staff recommends the Board of Directors “**Receive and File**” the June 2020 Statement of Cash Assets Schedule Report.

Respectfully,

A handwritten signature in blue ink, appearing to read "J. D. Sims".

JEFFREY D. SIMS, P. E.
General Manager

Attachment: June 2020, Cash Assets Schedule Report

RUBIDOUX COMMUNITY SERVICES DISTRICT
INVESTMENT SUMMARY - JUNE 30, 2020
CASH BASIS

	Beg. Balance 7/1/2019	YTD Int.	Other Activity YTD	Balance 6/30/2020	YTD Avg. Int. Rate
Operating Accounts	\$ 6,139,000.30	\$ 109,818.42	\$ 622,344.90	\$ 6,871,163.62	1.60%
Water Operating Reserve	4,138,967.51	96,792.20	-	4,235,759.71	2.29%
Wastewater Operating Reserve	118,074.97	10,439.01	450,000.00	578,513.98	1.80%
Water Replacement Reserve	549,602.85	14,211.31	138,192.16	702,006.32	2.02%
Fire Mitigation Reserve	1,398,215.47	31,619.94	18,000.00	1,447,835.41	2.18%
Wastewater Reserve	3,247,636.40	46,067.08	(2,977,508.96)	316,194.52	14.57%
Wastewater Replacement Res.	108,352.46	2,831.93	101,597.00	212,781.39	1.33%
Water Reserve	2,383,077.37	21,354.47	(176,213.01)	2,228,218.83	0.96%
COP Restricted	2,538,527.30	62,081.99	422,286.00	3,022,895.29	2.05%
Field/Admin Reserve	484,950.44	12,010.20	89,466.50	586,427.14	2.05%
Funds in Trust	762,956.91	17,559.32	-	780,516.23	2.25%
Total Investments	\$ 21,869,361.98	\$ 424,785.87	\$ (1,311,835.41)	\$ 20,982,312.44	2.02%

\$0.00

RUBIDOUX COMMUNITY SERVICES DISTRICT
CASH ASSET SCHEDULE
INVESTMENT ACTIVITY
 FOR PERIOD JULY 1, 2019 THRU JUNE 30, 2020
 CASH BASIS
FIRE MITIGATION

<u>DATE</u>	<u>INSTITUTION</u>	<u>INSTRUMENT</u>	<u>MATURITY</u>	<u>STATUS</u>	<u>PURCHASE / REDEEM</u>	<u>INT. RATE</u>	<u>INTEREST</u>	<u>PAR/ BALANCE</u>	<u>TOTAL</u>
6/1/2020	Premier Bank	CD		Beg. Bal.				170,000.20	
	Premier Bank			Interest	-	1.00	-	170,000.20	
	Premier Bank			Redeem	-			170,000.20	
6/30/2020	Premier Bank	CD	10/3/2020	Purchase	-			170,000.20	
6/1/2020	Premier Bank	Checking		Beg. Bal.				8,835.50	
	Premier Bank	Fire Mitigation		Activity	-	0.00	-	8,835.50	
6/30/2020	Premier Bank			End Bal.	-			8,835.50	
6/1/2020	LAIF	Fire Mitigation		Beg. Bal.				1,248,456.66	
	LAIF			Interest		1.36	-	1,248,456.66	
6/30/2020	LAIF			Activity	-			1,248,456.66	
6/1/2020	Premier Bank	Safekeeping		Beg. Bal				20,543.05	
	Premier Bank			Activity	-	-	-	20,543.05	
6/30/2020	Premier Bank			End Bal.				20,543.05	\$ 1,447,835.41

RUBIDOUX COMMUNITY SERVICES DISTRICT
CASH ASSET SCHEDULE
INVESTMENT ACTIVITY
 FOR PERIOD JULY 1, 2019 THRU JUNE 30, 2020
 CASH BASIS
WASTEWATER CIP FUNDS

<u>DATE</u>	<u>INSTITUTION</u>	<u>INSTRUMENT</u>	<u>MATURITY</u>	<u>STATUS</u>	<u>PURCHASE / REDEEM</u>	<u>INT. RATE</u>	<u>INTEREST</u>	<u>PAR/ BALANCE</u>	<u>TOTAL</u>
6/1/2020	LAIF	Sewer Mainline		Beg. Bal.				272,558.87	
	LAIF			Interest		1.36	-	272,558.87	
6/30/2020	LAIF			Activity	(28,644.27)			243,914.60	
6/1/2020	CBB	Safekeeping		Beg. Bal				72,261.90	
				Activity	-	0.10	18.02	72,279.92	
6/30/2020	CBB			End Bal.				72,279.92	\$ 316,194.52

RUBIDOUX COMMUNITY SERVICES DISTRICT
CASH ASSET SCHEDULE
INVESTMENT ACTIVITY
 FOR PERIOD JULY 1, 2019 THRU JUNE 30, 2020
 CASH BASIS
WATER CIP FUNDS

<u>DATE</u>	<u>INSTITUTION</u>	<u>INSTRUMENT</u>	<u>MATURITY</u>	<u>STATUS</u>	<u>PURCHASE / REDEEM</u>	<u>INTEREST RATE</u>	<u>INTEREST</u>	<u>PAR/ BALANCE</u>	<u>TOTAL</u>
6/1/2020	LAIF	Water Mainline		Beg. Bal.				243,006.44	
	LAIF			Interest		1.36	-	243,006.44	
6/30/2020	LAIF			Activity	(37,879.00)			205,127.44	
6/1/2020	Premier Bank	CD		Beg. Bal.				575,000.00	
	Premier Bank			Activity	-	1.00	-	575,000.00	
	Premier Bank			Redeem	-			575,000.00	
6/30/2020	Premier Bank	CD	10/3/2020	Purchase	-			575,000.00	
6/1/2020	Citizens Bus	CD		Beg. Bal.				225,000.00	
	Citizens Bus			Activity	-	0.40	-	225,000.00	
	Citizens Bus			Redeem	-	n/a		225,000.00	
6/30/2020	Citizens Bus	CD	10/20/2020	Purchase	-			225,000.00	

RUBIDOUX COMMUNITY SERVICES DISTRICT
CASH ASSET SCHEDULE
INVESTMENT ACTIVITY
 FOR PERIOD JULY 1, 2019 THRU JUNE 30, 2020
 CASH BASIS

6/1/2020	Premier Bank	Safekeeping	Beg. Bal.				69,580.23	
	Premier Bank		Activity	-	-	-	69,580.23	
6/30/2020	Premier Bank		End Bal.				69,580.23	
6/1/2020	CBB	Safekeeping	Beg. Bal.				1,153,291.80	
	CBB		Activity	-	0.10	219.36	1,153,511.16	
6/30/2020	CBB		End Bal.				1,153,511.16	\$ 2,228,218.83

RUBIDOUX COMMUNITY SERVICES DISTRICT
CASH ASSET SCHEDULE
INVESTMENT ACTIVITY
 FOR PERIOD JULY 1, 2019 THRU JUNE 30, 2020
 CASH BASIS
OPERATING FUNDS

<u>DATE</u>	<u>INSTITUTION</u>	<u>INSTRUMENT</u>	<u>MATURITY</u>	<u>STATUS</u>	<u>DEPOSIT/ WITHDRAW</u>	<u>INTEREST RATE</u>	<u>INTEREST</u>	<u>PAR/ BALANCE</u>	<u>TOTAL</u>
6/1/2020	Premier Bank	Checking-Gen.		Beg. Bal.				127,018.09	
	Premier Bank			Deposits	2,642,765.91	0.00	-	2,769,784.00	
6/30/2020	Premier Bank			Disbursements	(2,538,098.75)			231,685.25	
6/1/2020	Premier Bank	Checking Property Tax		Beg. Bal.				57,640.18	
	Premier Bank			Deposits	1,069,992.99	0.00	-	1,127,633.17	
6/30/2020	Premier Bank			Disbursements	(1,111,000.00)			16,633.17	
6/1/2020	Premier Bank	Checking-Sewer		Beg. Bal.				4,609.93	
	Premier Bank			Deposits	227,589.27	0.00	-	232,199.20	
6/30/2020	Premier Bank			Disbursements	(228,074.91)			4,124.29	
6/1/2020	Premier Bank	Checking-Water		Beg. Bal.				555,290.50	
	Premier Bank			Deposits	1,080,913.88	0.00	-	1,636,204.38	
6/30/2020	Premier Bank			Disbursements	(1,020,168.98)			616,035.40	

RUBIDOUX COMMUNITY SERVICES DISTRICT
CASH ASSET SCHEDULE
INVESTMENT ACTIVITY
 FOR PERIOD JULY 1, 2019 THRU JUNE 30, 2020
 CASH BASIS
OPERATING FUNDS

<u>DATE</u>	<u>INSTITUTION</u>	<u>INSTRUMENT</u>	<u>MATURITY</u>	<u>STATUS</u>	<u>DEPOSIT/ WITHDRAW</u>	<u>INTEREST RATE</u>	<u>INTEREST</u>	<u>PAR/ BALANCE</u>	<u>TOTAL</u>
6/1/2020	Premier Bank	Operations		Beg. Bal				276,342.99	
	Premier Bank	Safekeeping		Deposits	-	0.00	-	276,342.99	
6/30/2020	Premier Bank			Disbursements				276,342.99	
6/1/2020	LAIF	Gen. Fund-Prop Tax		Beg. Bal				2,854,409.37	
	LAIF	Qtrly. Interest		Deposits	874,000.00	1.36	-	3,728,409.37	
6/30/2020	LAIF			Disbursements	(665,000.00)			3,063,409.37	
6/1/2020	LAIF	Water Op.		Beg. Bal				1,931,897.39	
	LAIF	Qtrly. Interest		Deposits	49,861.19	1.36	-	1,981,758.58	
6/30/2020	LAIF			Disbursements	(61,146.50)			1,920,612.08	
6/1/2020	LAIF	Sewer Op.		Beg. Bal				659,742.80	
	LAIF	Qtrly. Interest		Deposits	133,644.27	1.36	-	793,387.07	
6/30/2020	LAIF			Disbursements	(51,066.00)			742,321.07	\$ 6,871,163.62

RUBIDOUX COMMUNITY SERVICES DISTRICT
CASH ASSET SCHEDULE
INVESTMENT ACTIVITY
 FOR PERIOD JULY 1, 2019 THRU JUNE 30, 2020
 CASH BASIS
RESERVED FUNDS

<u>DATE</u>	<u>INSTITUTION</u>	<u>INSTRUMENT</u>	<u>MATURITY</u>	<u>STATUS</u>	<u>DEPOSIT/ WITHDRAW</u>	<u>INTEREST RATE</u>	<u>INTEREST</u>	<u>PAR/ BALANCE</u>	<u>TOTAL</u>
6/1/2020	LAIF	Water Op. Reserve		Beg. Bal				4,235,759.71	
	LAIF	Qtrly. Interest		Deposits	-	1.36	-	4,235,759.71	
6/30/2020	LAIF			Disbursements	-			4,235,759.71	
6/1/2020	LAIF	Water Replacement		Beg. Bal				700,388.51	
	LAIF	Qtrly. Interest		Deposits	13,600.00	1.36	-	713,988.51	
6/30/2020	LAIF			Disbursements	(11,982.19)			702,006.32	
6/1/2020	LAIF	Wastewater Replacement		Beg. Bal.				203,715.39	
	LAIF			Interest		1.36	-	203,715.39	
6/30/2020	LAIF			Activity	9,066.00			212,781.39	
6/1/2020	LAIF	COP-Payback		Beg. Bal				2,928,495.29	
	LAIF	Qtrly. Interest		Deposits	94,400.00	1.36	-	3,022,895.29	
6/30/2020	LAIF			Disbursements	-			3,022,895.29	
6/1/2020	LAIF	Field/Admin Bldg.		Beg. Bal				578,280.64	
	LAIF	Qtrly Interest		Deposits	8,146.50	1.36	-	586,427.14	
6/30/2020	LAIF			Disbursements	-			586,427.14	
6/1/2020	LAIF	Wastewater Op. Reserve		Beg. Bal				578,513.98	
	LAIF	Qtrly. Interest		Deposits	-	1.36	-	578,513.98	
6/30/2020	LAIF			Disbursements	-			578,513.98	\$ 9,338,383.83

RUBIDOUX COMMUNITY SERVICES DISTRICT
CASH ASSET SCHEDULE
INVESTMENT ACTIVITY
 FOR PERIOD JULY 1, 2019 THRU JUNE 30, 2020
 CASH BASIS
FUNDS IN TRUST

<u>DATE</u>	<u>INSTITUTION</u>	<u>INSTRUMENT</u>	<u>MATURITY</u>	<u>STATUS</u>	<u>PURCHASE / REDEEM</u>	<u>INTEREST RATE</u>	<u>INTEREST</u>	<u>PAR/ BALANCE</u>	<u>TOTAL</u>
6/1/2020	U.S. Bank	COP's Refunding-Series 1998						777,984.28	
		Install Sale		52,326.72	-	0.17	0.30	777,984.58	
6/30/2020		Reserve-LAIF		725,657.86		0.65	-	777,984.58	
6/1/2020	Premier Bank	Fiscal Agent-SRL MN Plant		Beg. Bal				2,531.55	
				Deposits	-	0.20	0.10	2,531.65	
6/30/2020				Disbursements	-			2,531.65	\$ 780,516.23
TOTAL CASH FUNDS									\$ 20,982,312.44

RCSD PORTFOLIO HOLDINGS REPORT
JUNE 30, 2020

<u>Par \$</u>	<u>Issuer</u>	<u>Maturity</u>	<u>Acquisition Cost</u>	<u>Current Market</u>	<u>Gain/Loss</u>	<u>Yld Mat</u>
AGENCY						
Subtotals			-	-	-	
U.S. TREASURIES						
COMMERCIAL PAPER						
Subtotals			-	-	-	
COLLATERALIZED TIME DEPOSITS						
170,000.00	Premier	10/3/2020	\$ 170,000.20	\$ 170,000.20		1.00
575,000.00	Premier	10/3/2020	575,000.00	575,000.00		1.00
225,000.00	Citizens Business Bank	10/20/2020	225,000.00	225,000.00		0.40
Subtotals			\$ 970,000.20	\$ 970,000.20	-	
CASH EQUIVALENT & MONEY MARKET						
16,762,225.36	LAIF	-	\$ 16,762,225.36	\$ 16,762,225.36	-	1.36
25,468.67	CHECK-PPBI-Fire- Prop tax		25,468.67	25,468.67	-	-
1,592,257.35	SAFEKEEPING		1,592,257.35	1,592,257.35	-	-
Subtotals			18,379,951.38	18,379,951.38	-	
GRAND TOTALS			\$ 19,349,951.58	\$ 19,349,951.58	-	

RCSD Investment Portfolio
June 30, 2020

Maturity

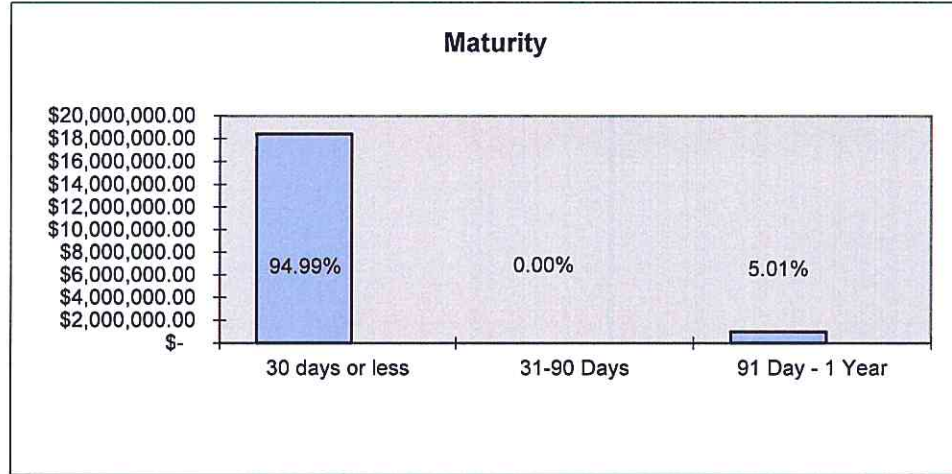
30 days or less
31-90 Days
91 Day - 1 Year

Total

Assets

\$ 18,379,951.38
-
970,000.20

\$ 19,349,951.58




Sector

Cash & MMF
U.S. Treasury
Federal Agencies
Commercial Paper
Collateralized Time Deposits

Total

\$ 18,379,951.38
-
-
-
970,000.20

\$ 19,349,951.58



11. CONSIDERATION TO APPROVE RESOLUTION 2020-870, A RESOLUTION TRANSFERRING CERTAIN PROPERTY TAX REVENUE BETWEEN THE COUNTY OF RIVERSIDE AND THE RUBIDOUX COMMUNITY SERVICES DISTRICT; LAFCO CASES 2020-18-2 AND 2020-19-2 (AGUA MANSA COMMERCE CENTER): **DM 2020-54**

Rubidoux Community Services District

Board of Directors

Hank Trueba Jr
John Skerbelis
Armando Muniz
Bernard Murphy
F. Forest Trowbridge

Secretary-Manager

Jeffrey D. Sims



Water Resource Management Refuse Collection Street Lights Fire / Emergency Services Weed Abatement

DIRECTORS MEMORANDUM 2020-54

July 16, 2020

To: Rubidoux Community Services District
 Board of Directors

Subject: Consideration to Approve Resolution No. 2020-870, a Resolution Transferring Certain Property Tax Revenue Between the County of Riverside and the Rubidoux Community Services District. LAFCO Cases 2020-18-2 and 2020-19-2 (Agua Mansa Commerce Center)

BACKGROUND:

On May 21, 2020 the Rubidoux Community Services District ("District") Board of Directors approved Resolution No. 2020-868, a resolution of the Board of Directors of Rubidoux Community Services District determining the amount of property tax revenue to be exchanged between the County of Riverside and the Rubidoux Community Services District relating to LAFCO Annexation cases LAFCO 2020-18-2 and LAFCO 2020-19-2 to the Rubidoux Community Services District. This resolution listed assessor parcel numbers ("APN") included as part of the tax revenue exchange. Staff requested LAFCO staff to review Resolution No. 2020-868 prior to the County of Riverside taking action to confirm the listed APN's were correct. Based on that review, LAFCO staff indicated two APN's included in the resolution should not be included.

To make sure there is an accurate history for this tax revenue exchange, attached Resolution No. 2020-870 has been prepared and the Board is asked to consider its approval and adoption. The specific changes in Resolution No. 2020-870 include:

1. Removal of reference to APN 175-170-005 and portion of 175-170-006 in paragraph 2. Per LAFCO staff these parcels are not part of the Agua Mansa Commerce Center annexation and should not be included.
2. Addition of paragraph 5 to rescind Resolution No. 2020-868 and replace with Resolution No. 2020-870.

DM 2020-38 dated May 21, 2020 is attached for background and reference.

RECOMMENDATION:

Staff recommends approval of Resolution No. 2020-870, a Resolution Transferring Certain Property Tax Revenue Between the County of Riverside and the Rubidoux Community Services District.

Respectfully,

A handwritten signature in blue ink, appearing to read "J. D. Sims".

JEFFREY D. SIMS, P. E.
General Manager

Attachments:

- A. RCSD Resolution No. 2020-870
- B. DM 2020-38

RESOLUTION NO. 2020-870

A RESOLUTION OF THE BOARD OF DIRECTORS OF RUBIDOUX COMMUNITY SERVICES DISTRICT DETERMINING THE AMOUNT OF PROPERTY TAX REVENUE TO BE EXCHANGED BETWEEN THE COUNTY OF RIVERSIDE AND THE RUBIDOUX COMMUNITY SERVICES DISTRICT RELATING TO LAFCO ANNEXATION CASES LAFCO 2020-18-2 AND LAFCO 2020-19-2 TO THE RUBIDOUX COMMUNITY SERVICES DISTRICT

BE IT RESOLVED by the Board of Directors of the Rubidoux Community Services District, in regular session assembled on July 16, 2020, that:

1. The County of Riverside and the Rubidoux Community Services District are the agencies whose area of responsibility for service would be affected by the annexation (Agua Mansa Commerce Center, see attached Exhibit "A") to the District, designated as LAFCO Case 2020-18-2 and 2020-19-2.

2. Representatives of each of the affected agencies have met and negotiated the following exchange of property tax revenue to become effective beginning July 1 of the subsequent calendar year following the date of annexation of the parcels identified in LAFCO Cases 220-18-2 and 220-19-2 (Crestmore Redevelopment LLC), APNs 175-170-027, -028, -036, -040, -042, -043, -046, 175-180-001, 175-200-001 through -005, and -007 through -009.

- a. The Rubidoux Community Services District shall assume the service responsibility for the suppression and prevention of structural fires in the area to be annexed, for which purpose it maintains a Fire Department, and for such service assumption shall receive 100% of that portion of the property tax revenues generated within the territory to be annexed that is presently collected by the County of Riverside as a structural fire protection tax.
- b. The Rubidoux Community Services District shall assume the responsibility for all other general municipal services to the area to be annexed as are required by law or presently provided throughout the District.
- c. The County Auditor shall convert the above established percentage figures into actual dollar figures and thereafter allocate such property tax revenue in accordance with the provisions of Section 95 et seq. of the Revenue and Taxation Code.

3. The Board of Directors of the Rubidoux Community Services District hereby agrees to the above recited exchange of property tax revenue.

4. The Clerk shall transmit a certified copy of this resolution to each affected agency, to the Executive Office of the Local Agency Formation Commission and to the Auditor of the County of Riverside pursuant to Section 99 of the Revenue and Taxation Code.

5. **BE IT FURTHER RESOLVED** by the Board of Directors of the Rubidoux Community Services District that Resolution No. 2020-868 is rescinded and replaced with this Resolution No. 2020-870.

Armando Muniz, President
Rubidoux Community Services District

ATTEST:

Jeffrey D. Sims
General Manager

APPROVED AS TO FORM AND CONTENT:

John R. Harper
District Counsel

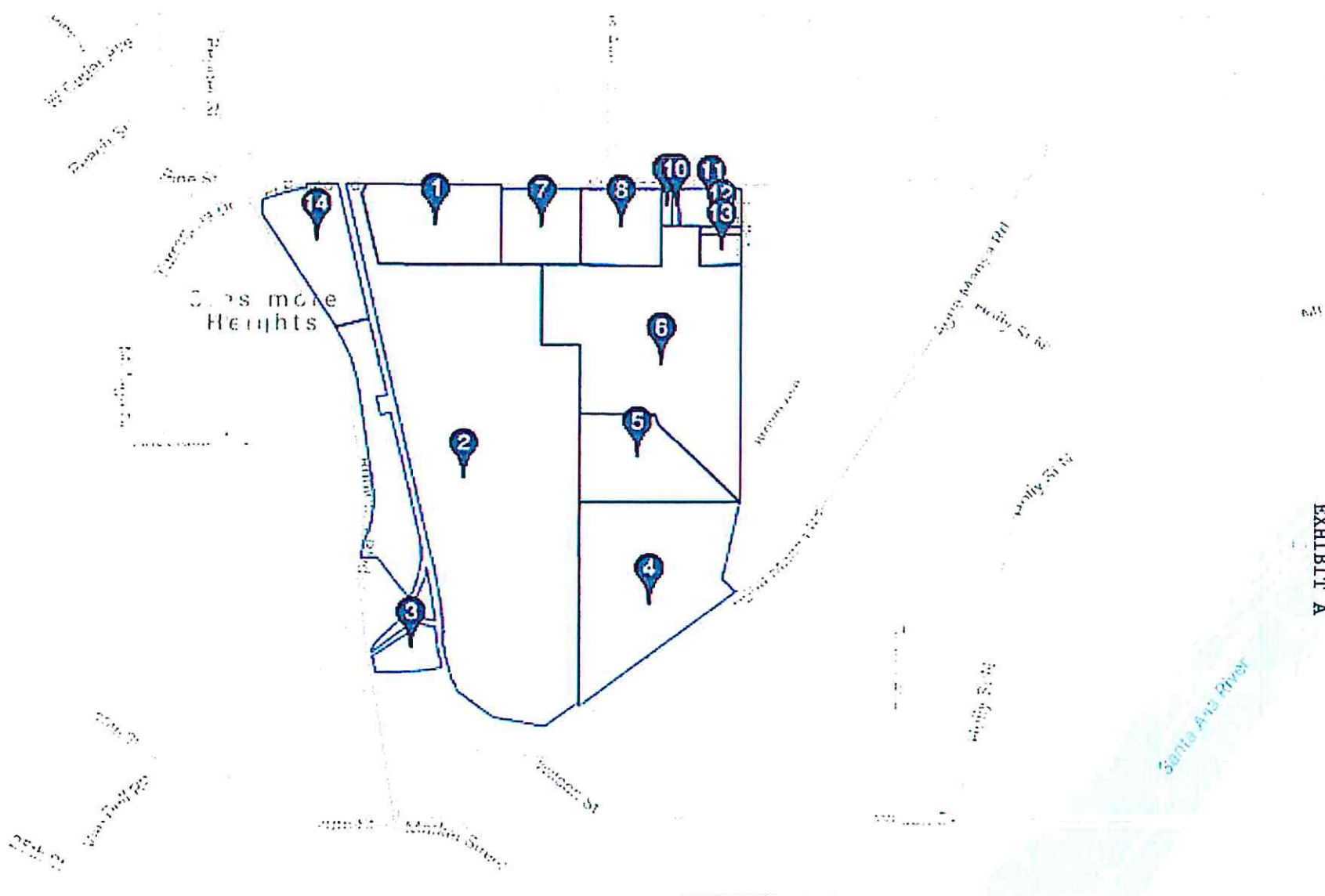



EXHIBIT A

<input checked="" type="checkbox"/>		Co	APN	Owner	S Street Address	S City State Zip	Use Type	Lot SqFt	Lot Acres	Total Value	Land Value	Improvement Type	Improvement.%
<input checked="" type="checkbox"/>	<u>1</u>	RIV	175-170-035	RIVERSIDE CEMENT CO		RIVERSIDE CA 92509	VACANT	726,145	16.670	\$966,855	\$966,855		0%
<input checked="" type="checkbox"/>	<u>14</u>	RIV	175-170-036	RIVERSIDE CEMENT CO		RIVERSIDE CA 92509	VACANT	571,071	13.110	\$1,155,462	\$1,155,462		0%
<input checked="" type="checkbox"/>	<u>7</u>	RIV	175-170-040	RIVERSIDE CEMENT CO		RIVERSIDE CA 92509	VACANT	405,543	9.310	\$820,522	\$820,522		0%
<input checked="" type="checkbox"/>	<u>2</u>	RIV	175-170-041	RIVERSIDE CEMENT CO	1500 RUBIDOUX BLVD	RIVERSIDE CA 92509-1840	COMMERCIAL	5,696,776	130.780	\$23,776,807	\$8,041,505		30%
<input checked="" type="checkbox"/>	<u>3</u>	RIV	175-170-043	RIVERSIDE CEMENT CO	1780 RUBIDOUX	RIVERSIDE CA 92509	COMMERCIAL	92,347	2.120	\$297,721	\$242,366		18%
<input checked="" type="checkbox"/>	<u>4</u>	RIV	175-180-001	RIVERSIDE CEMENT CO		RIVERSIDE CA 92509	VACANT	1,515,452	34.790	\$4,681	\$4,681		0%
<input checked="" type="checkbox"/>	<u>8</u>	RIV	175-200-001	RIVERSIDE CEMENT CO			VACANT	415,998	9.550	\$841,693	\$841,693		0%
<input checked="" type="checkbox"/>	<u>9</u>	RIV	175-200-002	RIVERSIDE CEMENT CO			VACANT	25,264	0.580	\$51,107	\$51,107		0%
<input checked="" type="checkbox"/>	<u>11</u>	RIV	175-200-003	RIVERSIDE CEMENT CO			VACANT	162,914	3.740	\$329,618	\$329,618		0%
<input checked="" type="checkbox"/>	<u>12</u>	RIV	175-200-004	RIVERSIDE CEMENT CO			VACANT	19,602	0.450	\$39,648	\$39,648		0%

<input checked="" type="checkbox"/>	<u>13</u>	RIV	175- 200- 005	RIVERSIDE CEMENT CO	VACANT	71,002	1.630	\$143,649	\$143,649	0%
<input checked="" type="checkbox"/>	<u>10</u>	RIV	175- 200- 007	RIVERSIDE CEMENT CO	VACANT			\$36,121	\$36,121	0%
<input checked="" type="checkbox"/>	<u>6</u>	RIV	175- 200- 008	RIVERSIDE CEMENT CO	VACANT	2,325,668	53.390	\$3,666,892	\$3,666,892	0%
<input checked="" type="checkbox"/>	<u>5</u>	RIV	175- 200- 009	RIVERSIDE CEMENT CO	VACANT	629,877	14.460	\$993,127	\$993,127	0%

Rubidoux Community Services District

Board of Directors

Hank Trueba Jr
John Skerbelis
Armando Muniz
Bernard Murphy
F. Forest Trowbridge

Secretary-Manager

Jeffrey D. Sims



Water Resource Management Refuse Collection Street Lights Fire / Emergency Services Weed Abatement

DIRECTORS MEMORANDUM 2020-38

May 21, 2020

To: Rubidoux Community Services District
 Board of Directors

Subject: Consideration to Approve Resolution 2020-868, a Resolution Transferring Certain Property Tax Revenue Between the County of Riverside and the Rubidoux Community Services District. LAFCO Cases 2020-18-2 and 2020-19-2 (Agua Mansa Commerce Center)

BACKGROUND:

The Rubidoux Community Services District (“District”) was contacted by Crestmore Redevelopment, LLC, (“Developer”) desiring District services to a group of parcels of land for an industrial project known as the Agua Mansa Commerce Center (“Project”). The Project is comprised of 303 acres of which 290.2 acres will be annexed into the District for water, wastewater, fire mitigation, and trash services.

The proposed Project is located near the intersection of Rubidoux Blvd and El Rivino Rd. as shown on Attachment “A”. The Project is currently outside of the District’s service boundary and will need to be annexed into the District’s service area. The Developer has initiated with the Local Area Formation Commission (“LAFCO”) two cases. Case 1 is - LAFCO 2020-18-2: Sphere of Influence Amendment to West Valley Water District (removal) and Amendment to Rubidoux Community Service District (addition) (Crestmore Redevelopment LLC). Case 2 is - LAFCO 2020-19-2 - Reorganization to Include Detachment from West Valley Water District and Concurrent Annexation to Rubidoux Community Service District (Crestmore Redevelopment LLC). The District has provided the Developer a Plan of Service necessary for both LAFCO cases.

As part of the LAFCO process, the District is requesting from Riverside County, an exchange of certain property tax revenue to include, but not limited to 100% of the structural fire protection tax for the area to be annexed into the District. Approval of Resolution 2020-868, Attachment B, will exchange the appropriate tax revenue

between the County and the District. The County will consider a similar Resolution at a future Board of Supervisors meeting. Once the tax transfer Resolutions have been approved, LAFCO will consider the Developer's annexation request. This transfer is necessary as the District will provide fire mitigation services through a contract with Riverside County. The tax share revenue provides the District with funding to pay Riverside County for the fire service through an existing contract between the District and Riverside County effective through June 30, 2021.

RECOMMENDATION:

Staff recommends approval of Resolution 2020-868 a Resolution Transferring Certain Property Tax Revenue Between the County of Riverside and the Rubidoux Community Services District.

Respectfully,



JEFFREY D. SIMS, P.E.
General Manager

Attachments:

- "A" - Annexation Area Map
- "B" - RCSD Resolution 2020-868

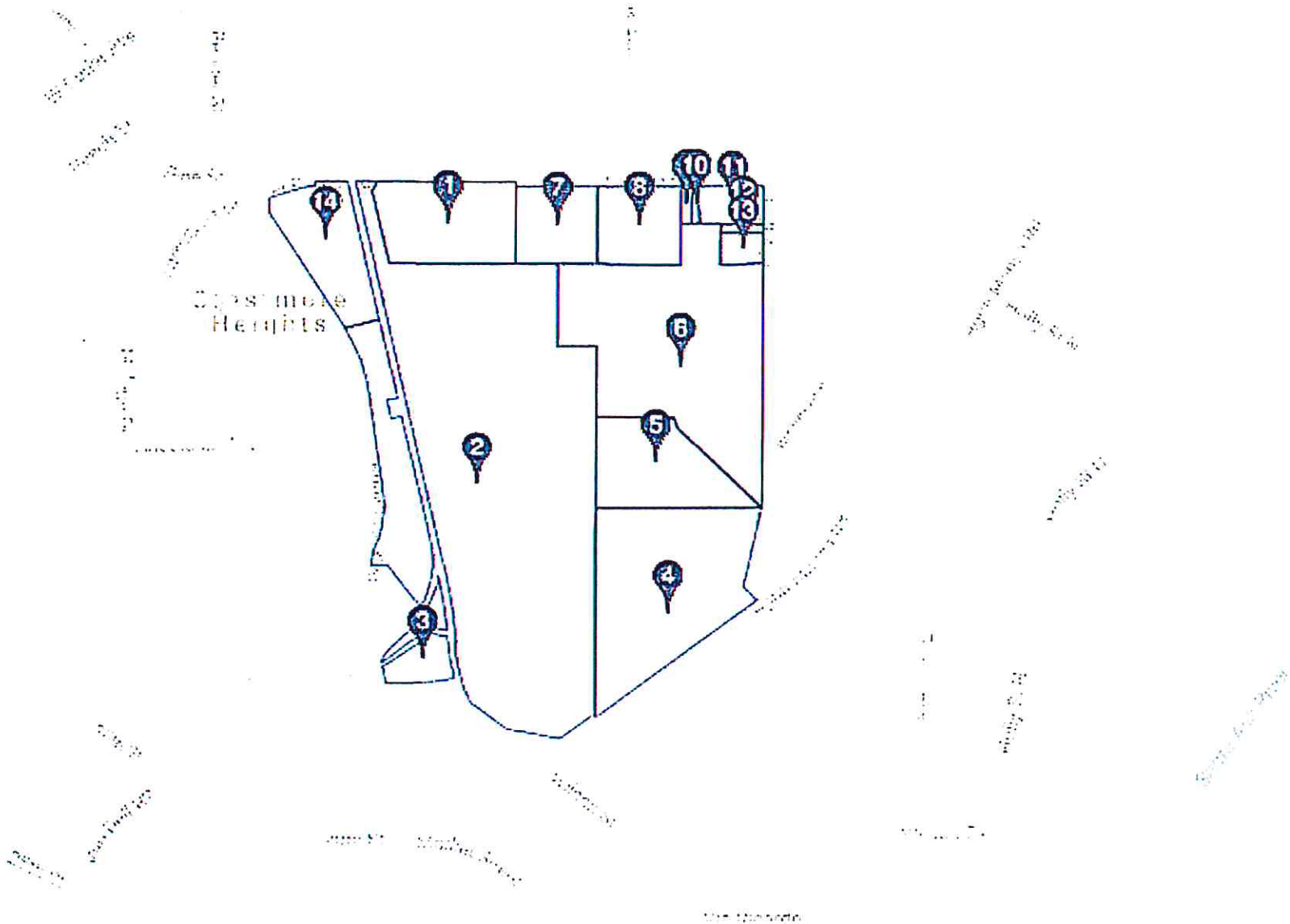



EXHIBIT A

<input checked="" type="checkbox"/>		Co	APN ▲	Owner	S Street Address	S City State Zip	Use Type	Lot SqFt	Lot Acres	Total Value	Land Value	Improvement Type	Improvement.%
<input checked="" type="checkbox"/>	<u>1</u>	RIV	175-170-035	RIVERSIDE CEMENT CO		RIVERSIDE CA 92509	VACANT	726,145	16.670	\$966,855	\$966,855		0%
<input checked="" type="checkbox"/>	<u>14</u>	RIV	175-170-036	RIVERSIDE CEMENT CO		RIVERSIDE CA 92509	VACANT	571,071	13.110	\$1,155,462	\$1,155,462		0%
<input checked="" type="checkbox"/>	<u>7</u>	RIV	175-170-040	RIVERSIDE CEMENT CO		RIVERSIDE CA 92509	VACANT	405,543	9.310	\$820,522	\$820,522		0%
<input checked="" type="checkbox"/>	<u>2</u>	RIV	175-170-041	RIVERSIDE CEMENT CO	1500 RUBIDOUX BLVD	RIVERSIDE CA 92509-1840	COMMERCIAL	5,696,776	130.780	\$23,776,807	\$8,041,505		30%
<input checked="" type="checkbox"/>	<u>3</u>	RIV	175-170-043	RIVERSIDE CEMENT CO	1780 RUBIDOUX	RIVERSIDE CA 92509	COMMERCIAL	92,347	2.120	\$297,721	\$242,366		18%
<input checked="" type="checkbox"/>	<u>4</u>	RIV	175-180-001	RIVERSIDE CEMENT CO		RIVERSIDE CA 92509	VACANT	1,515,452	34.790	\$4,681	\$4,681		0%
<input checked="" type="checkbox"/>	<u>8</u>	RIV	175-200-001	RIVERSIDE CEMENT CO			VACANT	415,998	9.550	\$841,693	\$841,693		0%
<input checked="" type="checkbox"/>	<u>9</u>	RIV	175-200-002	RIVERSIDE CEMENT CO			VACANT	25,264	0.580	\$51,107	\$51,107		0%
<input checked="" type="checkbox"/>	<u>11</u>	RIV	175-200-003	RIVERSIDE CEMENT CO			VACANT	162,914	3.740	\$329,618	\$329,618		0%
<input checked="" type="checkbox"/>	<u>12</u>	RIV	175-200-004	RIVERSIDE CEMENT CO			VACANT	19,602	0.450	\$39,648	\$39,648		0%





	<u>13</u>	RIV	175- 200- 005	RIVERSIDE CEMENT CO	VACANT	71,002	1.630	\$143,649	\$143,649	0%
	<u>10</u>	RIV	175- 200- 007	RIVERSIDE CEMENT CO	VACANT			\$36,121	\$36,121	0%
	<u>6</u>	RIV	175- 200- 008	RIVERSIDE CEMENT CO	VACANT	2,325,668	53.390	\$3,666,892	\$3,666,892	0%
	<u>5</u>	RIV	175- 200- 009	RIVERSIDE CEMENT CO	VACANT	629,877	14.460	\$993,127	\$993,127	0%

EXHIBIT B

RESOLUTION NO. 2020-868

A RESOLUTION OF THE BOARD OF DIRECTORS OF RUBIDOUX COMMUNITY SERVICES DISTRICT DETERMINING THE AMOUNT OF PROPERTY TAX REVENUE TO BE EXCHANGED BETWEEN THE COUNTY OF RIVERSIDE AND THE RUBIDOUX COMMUNITY SERVICES DISTRICT RELATING TO LAFCO ANNEXATION CASES LAFCO 2020-18-2 AND LAFCO 2020-19-2 TO THE RUBIDOUX COMMUNITY SERVICES DISTRICT

BE IT RESOLVED by the Board of Directors of the Rubidoux Community Services District, in regular session assembled on May 21, 2020, that:

1. The County of Riverside and the Rubidoux Community Services District are the agencies whose area of responsibility for service would be affected by the annexation (Agua Mansa Commerce Center, see attached Exhibit "A") to the District, designated as LAFCO Case 220-18-2 and 220-19-2.

2. Representatives of each of the affected agencies have met and negotiated the following exchange of property tax revenue to become effective beginning July 1 of the subsequent calendar year following the date of annexation of the parcels identified in LAFCO Cases 220-18-2 and 220-19-2 (Crestmore Redevelopment LLC), APNs 175-170-005, portion of -006, -027, -028, -036, -040, -042, -043, -046, 175-180-001, 175-200-001 through -005, and -007 through -009.

- a. The Rubidoux Community Services District shall assume the service responsibility for the suppression and prevention of structural fires in the area to be annexed, for which purpose it maintains a Fire Department, and for such service assumption shall receive 100% of that portion of the property tax revenues generated within the territory to be annexed that is presently collected by the County of Riverside as a structural fire protection tax.
- b. The Rubidoux Community Services District shall assume the responsibility for all other general municipal services to the area to be annexed as are required by law or presently provided throughout the District.
- c. The County Auditor shall convert the above established percentage figures into actual dollar figures and thereafter allocate such property tax revenue in accordance with the provisions of Section 95 et seq. of the Revenue and Taxation Code.

3. The Board of Directors of the Rubidoux Community Services District hereby agrees to the above recited exchange of property tax revenue.

4. The Clerk shall transmit a certified copy of this resolution to each affected agency, to the Executive Office of the Local Agency Formation Commission and to the Auditor of the County of Riverside pursuant to Section 99 of the Revenue and Taxation Code.

Armando Muniz, President
Rubidoux Community Services District

(Seal)

ATTEST:

Jeffrey D. Sims
General Manager

APPROVED AS TO FORM AND CONTENT:

John R. Harper
District Counsel

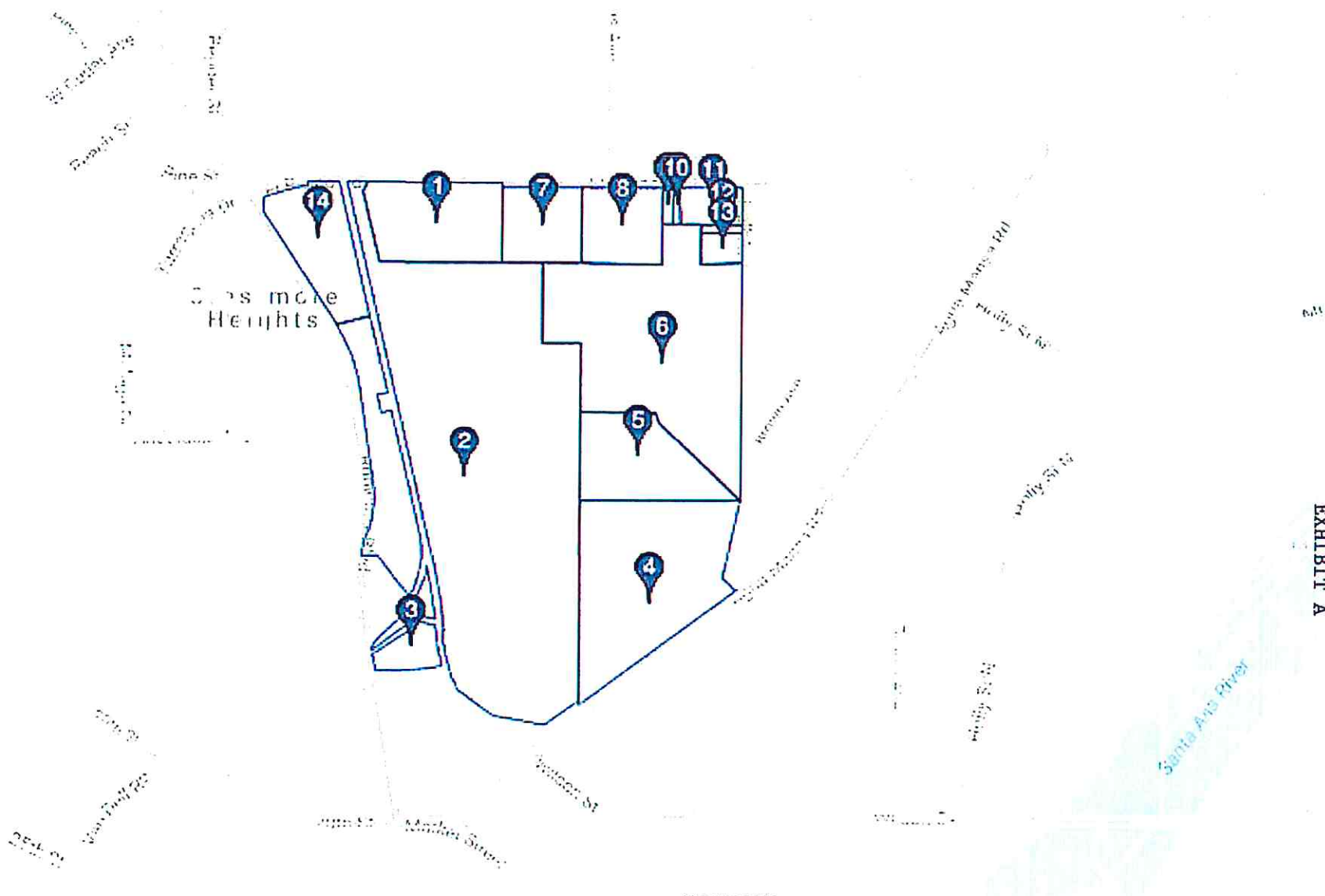



EXHIBIT A

<input checked="" type="checkbox"/>		Co	APN	Owner	S Street Address	S City State Zip	Use Type	Lot SqFt	Lot Acres	Total Value	Land Value	Improvement Type	Improvement.%
<input checked="" type="checkbox"/>	<u>1</u>	RIV	175-170-035	RIVERSIDE CEMENT CO		RIVERSIDE CA 92509	VACANT	726,145	16.670	\$966,855	\$966,855		0%
<input checked="" type="checkbox"/>	<u>14</u>	RIV	175-170-036	RIVERSIDE CEMENT CO		RIVERSIDE CA 92509	VACANT	571,071	13.110	\$1,155,462	\$1,155,462		0%
<input checked="" type="checkbox"/>	<u>7</u>	RIV	175-170-040	RIVERSIDE CEMENT CO		RIVERSIDE CA 92509	VACANT	405,543	9.310	\$820,522	\$820,522		0%
<input checked="" type="checkbox"/>	<u>2</u>	RIV	175-170-041	RIVERSIDE CEMENT CO	1500 RUBIDOUX BLVD	RIVERSIDE CA 92509-1840	COMMERCIAL	5,696,776	130.780	\$23,776,807	\$8,041,505		30%
<input checked="" type="checkbox"/>	<u>3</u>	RIV	175-170-043	RIVERSIDE CEMENT CO	1780 RUBIDOUX	RIVERSIDE CA 92509	COMMERCIAL	92,347	2.120	\$297,721	\$242,366		18%
<input checked="" type="checkbox"/>	<u>4</u>	RIV	175-180-001	RIVERSIDE CEMENT CO		RIVERSIDE CA 92509	VACANT	1,515,452	34.790	\$4,681	\$4,681		0%
<input checked="" type="checkbox"/>	<u>8</u>	RIV	175-200-001	RIVERSIDE CEMENT CO			VACANT	415,998	9.550	\$841,693	\$841,693		0%
<input checked="" type="checkbox"/>	<u>9</u>	RIV	175-200-002	RIVERSIDE CEMENT CO			VACANT	25,264	0.580	\$51,107	\$51,107		0%
<input checked="" type="checkbox"/>	<u>11</u>	RIV	175-200-003	RIVERSIDE CEMENT CO			VACANT	162,914	3.740	\$329,618	\$329,618		0%
<input checked="" type="checkbox"/>	<u>12</u>	RIV	175-200-004	RIVERSIDE CEMENT CO			VACANT	19,602	0.450	\$39,648	\$39,648		0%

<input checked="" type="checkbox"/>	<u>13</u>	RIV	175- 200- 005	RIVERSIDE CEMENT CO	VACANT	71,002	1.630	\$143,649	\$143,649	0%
<input checked="" type="checkbox"/>	<u>10</u>	RIV	175- 200- 007	RIVERSIDE CEMENT CO	VACANT			\$36,121	\$36,121	0%
<input checked="" type="checkbox"/>	<u>6</u>	RIV	175- 200- 008	RIVERSIDE CEMENT CO	VACANT	2,325,668	53.390	\$3,666,892	\$3,666,892	0%
<input checked="" type="checkbox"/>	<u>5</u>	RIV	175- 200- 009	RIVERSIDE CEMENT CO	VACANT	629,877	14.460	\$993,127	\$993,127	0%

12. CLOSED EXECUTIVE SESSION

- A. PURSUANT TO GOVERNMENT CODE SECTION 54956.9: LEGAL COUNSEL STATUS ON LITIGATION CASE NO. CIVDS 1310520, CITY OF RIVERSIDE VS. RUBIDOUX COMMUNITY SERVICES DISTRICT
- B. PURSUANT TO GOVERNMENT CODE SECTION 54956.8: REAL PROPERTY NEGOTIATIONS FOR APN 179-160-004: JEFF SIMS PROPERTY NEGOTIATOR

13. DIRECTORS COMMENTS - NON-ACTION

14. ADJOURNMENT