

Rubidoux Community Services District

Board of Directors

Armando Muniz
Bernard Murphy
F. Forest Trowbridge
Hank Trueba Jr.
Ruth Anderson Wilson



Secretary-Manager

David D. Lopez

Water Resource Management Refuse Collection Street Lights Fire / Emergency Services Weed Abatement

NOTICE AND AGENDA FOR THE RUBIDOUX COMMUNITY SERVICES DISTRICT BOARD MEETING 4:00 PM, February 16, 2017

1. Call to Order - Armando Muniz, President
2. Pledge of Allegiance
3. Roll Call
4. Approval of Minutes for February 2, 2017, Regular Board Meeting
5. Consider to Approve the February 17, 2017, Salaries, Expenses and Transfers
6. Acknowledgements - Members of the public may address the Board at this time on any non-agenda matter.
7. Correspondence and Related Information
8. Manager's Report:
 - a) Operations Report
 - b) Emergency Incident Report

ACTION ITEMS:

9. Receive and File Cash Asset Report Ending January 2017 for All District Fund Accounts: **DM 2017-06**
10. Present District's Water Replacement Program and Associated Projects to the Board : **DM 2017-07**
11. Directors Comments - Non-action
12. Adjournment

Closed Session: At any time during the regular session, the Board may adjourn to a closed executive session to consider matter of litigation, personnel, negotiations, or to deliberate on decisions as allowed and pursuant with the open meetings laws. Discussion of litigation is within the Attorney/Client privilege and may be held in closed session.

Authority: Government code 11126-(a) (d) (q).

4. APPROVAL OF MINUTES FOR FEBRUARY 2, 2017, REGULAR
MEETING MINUTES

MINUTES OF REGULAR MEETING
February 2, 2017
RUBIDOUX COMMUNITY SERVICES DISTRICT

DIRECTORS PRESENT: Ruth Anderson Wilson
Armando Muniz
Bernard Murphy
F. Forest Trowbridge
Christopher Barajas

DIRECTORS ABSENT:

STAFF PRESENT: David Lopez, General Manager
Steve Appel, Asst. General Manager
Krysta Krall, Manager Fiscal Services
Brian Jennings, Manager Budgeting/Accounting

Call to order: the meeting of the Board of Directors of the Rubidoux Community Services District by Director Muniz, at 4:00 P.M., Thursday, February 2, 2017, at the District Office, 3590 Rubidoux Boulevard, Jurupa Valley, California.

ITEM 4. APPROVAL OF MINUTES

Approval of the Regular Minutes for January 19, 2017, was unanimously approved.

The motion was carried unanimously.

Ayes – 5 (Wilson, Muniz, Murphy, Trowbridge, Barajas)
Noes - 0

ITEM 5. Consider to Approve the February 3, 2017, Salaries, Expenses and Transfers.

Approve February 3, 2017, Salaries, Expenses and Transfers.

Director Wilson moved and Director Trowbridge seconded to approve the February 3, 2017, Salaries, Expenses and Transfers.

The motion was carried unanimously.

Ayes – 5 (Wilson, Trowbridge, Muniz, Murphy, Barajas)
Noes - 0

ITEM 6. PUBLIC ACKNOWLEDGE OF NON-AGENDA MATTERS

There were no members of the public to address the Board.

ITEM 7. CORRESPONDENCE AND RELATED INFORMATION

There were three articles in the packets. Two of them said that the snow pack and the rain waters received in California erases the drought and in one article announces 17.5 million acre-feet of water. The second one recognizes the same. The drought is over and we need to recognize that. We have 5.7 trillion gallons of water in California. The final article is a different perspective. They believe we are still in a drought and that we need to remain in the conservation mode.

ITEM 8. MANAGER'S REPORT

Operations Report:

Report given at the second board meeting of the month.

Emergency and Fire Report:

Report given at the second board meeting of the month.

ITEM 9. DM 2017-03. Review District Board Members Stipend Compensation and Consider Adjustment.

The Rubidoux Community Services District was California's first CSD created pursuant to Government Code section 61000 et seq. As such, Directors compensation is controlled by Government Section 61047 which states, *"The board of directors may provide, by ordinance or resolution, that each of its members may receive compensation in an amount not to exceed one hundred (\$100) for each day of service. A member of the board of directors shall not receive compensation for more than six days of service in a month"*.

Further, *"the board of directors, by ordinance adopt pursuant to Chapter 2 (commencing with Section 20200) of Division 10 of the Water Code, may increase the amount of compensation that may be received by members of the board of directors."* More to the point, the Board of Directors compensation may increase 5% per year pursuant to Section 20200.

In July 2014, the Board of Directors adopted Resolution 2014-813, a Resolution of the Board of Directors of the Rubidoux Community Services District Establishing Board Member... *"stipend of \$121.55 for each regular, special, continued and emergency meetings at which the Board Member is in attendance."* Applying Water Code Section 20200 that would increase Board compensation to \$140.74 for upcoming FY 2017/2018, with a potential 5% increase effective July 2018 to \$147.78. As stated in Mr. Harper's email, to effectuate increases, the Board would need to call and set Public Hearings for adoption of a Resolution to adjust Board Members' meeting stipend.

Finally, Staff has assembled local CSD's compensation and benefits matrix for your review.

Director Trowbridge moved and Director Barajas seconded to Table this item.

The motion was carried unanimously.

Ayes – 5 (Wilson, Trowbridge, Muniz, Murphy, Barajas)

Noes - 0

ITEM 10. DM 2017-04. Consideration to Authorize Design of 36th Street 8 Inch Water Replacement Pipeline Project.

Enclosed is a proposal from TKE Engineering, Inc. (TKE) to provide engineering services for the above-mentioned project. TKE's fee for this work is \$35,319.00. As mentioned in the proposal, this project consists of the replacement of approximately 850 LF of 4" pipe with 8" pipe in 36th Street, between Crestmore Road and Daly Street.

There is a two-fold reason for moving forward with the design (and ultimately the construction) of this waterline. **First**, the City of Jurupa Valley is in the process of advertising street improvements in 36th Street that, when finished would preclude the District from replacing the pipeline for at least three years (the City places a moratorium on non-emergency work in streets that have been recently re-paved). The City expects to receive bids from paving contractors in late-spring or early-summer. **Second**, the project will allow the District to replace an existing 4" waterline with an 8" waterline. This replacement will not only eliminate maintenance issues, but provide better fire protection to the 25 homes on the affected street.

Although this request is for design services only, the engineer's estimate for the total project is \$200,000.00 and will be funded through the Water Replacement Fund, which will have a balance of approximately \$533,000.00 on February 3, 2017. Be advised, staff will request Board authorization to bid for the construction of this project. This authorization is for design services only.

Director Trowbridge moved and Director Barajas seconded to authorize TKE Engineering, Inc. to proceed with design engineering services for the 36th Street, 8" Water Pipeline in the amount not to exceed \$35,319.00.

The motion was carried unanimously.

Ayes – 5 (Wilson, Trowbridge, Muniz, Murphy, Barajas)

Noes - 0

ITEM 11. DM 2017-05. Present and Review Regional Advisory Committee (RAC) Workbook (printed 1/24/2017) as Presented at the January 30, 2017, RAC Meeting.

Since the late 1970's, the Rubidoux CSD has been a regional partner in the Riverside Regional Water Quality Control Plant. Annually the regional partners meet for the purpose of reconciling the past year's costs and adopting budgets for the years going forward. The past Monday, Rubidoux CSD, Jurupa CSD Edgemont CSD and the City of Riverside met for the above prescribed purpose. President Muniz and I are the two voting members on behalf of the Rubidoux Community Services District. Vice-president Murphy is the alternate who was also in attendance.

Further, Directors Muniz and Murphy presented the attached letter to RAC requesting deferral and continuance for items 5, 6, and 7. However, items 5 and 6 were conditionally approved subject to review at the end of the fiscal year 2016-2017. Item 7 was referred to our respective legal counsels for review and resolution.

Attached for your advance review of staff presentation is the January 30, 2017, RAC workbook prepared by the City of Riverside.

Mr. Dave Lopez presented a detailed presentation on the Regional Advisory Committee Workbook as presented at the January 30, 2017, RAC Meeting.

No recommendation necessary. Presentation/Status report only.

ITEM 12. Directors Comments – Non action.

Director Muniz adjourned the February 2, 2017, Regular Board meeting.

5. CONSIDER TO APPROVE THE FEBRUARY 17, 2017, SALARIES,
EXPENSES AND TRANSFERS

RUBIDOUX COMMUNITY SERVICES DISTRICT
 FEBRUARY 16, 2017 (BOARD MEETING)
FUND TRANSFER AUTHORIZATION

NET PAYROLL 2/24/2017	56,800.00
WIRE TRANSFER: FEDERAL PAYROLL TAXES 2/27/17	27,100.00
WIRE TRANSFER: STATE PAYROLL TAXES 2/27/17	5,100.00
WIRE TRANSFER: TO CREDIT UNION 2/24/17	2,300.00
WIRE TRANSFER: PERS RETIREMENT 2/24/17	16,042.00
WIRE TRANSFER: PERS HEALTH PREMIUMS	394.00
WIRE TRANSFER: SECTION 125	424.61
WIRE TRANSFER: SECTION 457	2,765.00

2/17/2017 WATER FUND TO GENERAL FUND-Payables	46,473.91
WATER FUND TO GENERAL FUND-Trash	126,414.76
WATER FUND TO SEWER FUND	122,739.94
SEWER FUND TO GENERAL FUND-Payables	155,981.87

BUDGETED ADMIN Q3 TRANSFER - SF TO GF (partial)	40,000.00
---	-----------

2/17/2017 SEWER FUND CHECKING TO LAIF SEWER OP	-
LAIF SEWER OP TO SEWER FUND CHECKING	70,000.00
GENERAL FUND CHECKING TO LAIF PROP TAX	-
GENERAL FUND CHECKING TO LAIF SEWER ML	-
GENERAL FUND PROPERTY TAX TO LAIF PT	-
GENERAL FUND PROPERTY TAX TO GF CHECKING	-
GENERAL FUND CHECKING TO GENERAL FUND PROP TAX	5,000.00
LAIF GENERAL TO GENERAL FUND CHECKING	-
LAIF PROPERTY TAX TO GF CHECKING	120,000.00
COP PAYBACK TO LAIF-COP PAYBACK	45,049.32
WATER REPLACEMENT TO LAIF-W.R.	6,291.36
LAIF WATER ML TO LAIF WATER OP	-
LAIF WATER OP TO WATER FUND CHECKING	-
LAIF WATER RESERVE TO LAIF WATER OP	-
LAIF WATER REPLACE TO LAIF WATER OP	-
LAIF WATER OP TO LAIF WATER RESERVE	-
WATER FUND CHECKING TO LAIF WATER RESERVE	-
WATER FUND CHECKING TO LAIF WATER OP	175,000.00
LAIF COP TO GENERAL FUND CHECKING	-

NOTES PAYABLE

<u>DESCRIPTION</u>	<u>BALANCE</u>		<u>PAYMENT</u>	<u>DUE DATE</u>
City of Riverside (Headworks Replacement)	27,128	Prin.	13,564	Oct-17
U.S. Bank Trust (1998 COP's Refunding)	4,655,000	Prin.	-	Jun-17
U.S. Bank Trust (1998 COP's Refunding)	1,272,114	Intr.	118,581	Jun-17
MN Plant-State Revolving Loan	4,990,243	Prin.	117,956	Jul-17
MN Plant-State Revolving Loan	1,201,087	Intr.	64,142	Jul-17

Run date: 02/09/2017 @ 12:07
Bus date: 02/16/2017

Rubidoux Community Services
Preliminary Check Register

Distribution recap
OTPREG.L02 Page 6

01 General Fund

Control	Vendor	Obligat'n Description	Transaction Account	Amount
1118	ACORN TECHNOLOGY CORPORATION	67326 Feb '17 IT Support	A01-5885-000	2,810.00
3846	COLONIAL LIFE & ACCIDENT INS CO	67333 Cancer/Life/Med Ins.	A01-2365-000	1,156.00
			A01-2361-000	220.62
			A01-2375-000	1,866.20
	67333 Cancer/Life/Med Ins.			3,242.82 **
3846	COLONIAL LIFE & ACCIDENT INS CO			3,242.82 **
4020	DEGUIRE, JAMES	67334 Weed Abate Reten Pymt	A01-5820-020	195.00
4891	DUNBAR ARMORED INC.	67335 Feb'17 Armored Svc.	A01-5650-000	772.10
8078	HARRIS COMPUTER SYSTEMS	67304 Svcs Milestone #3	A01-1835-000	7,360.00
		67305 Svcs Milestone #4	A01-1835-000	7,360.00
		67306 Svcs Milestone #5	A01-1835-000	7,360.00
		67307 Svcs Milestone #6	A01-1835-000	7,360.00
8078	HARRIS COMPUTER SYSTEMS			29,440.00 **
9020	ICW - INSURANCE CO OF THE WEST	67343 Feb '17 Workers Comp	A01-5720-000	2,474.09
10055	JADTEC SECURITY SVCS, INC.	67308 Monitoring Svc	A01-5650-000	47.85
12013	LABORER'S INTNL LOCAL #777	67353 Feb'17 dues	A01-2335-000	480.00
12461	LINCOLN FINANCIAL GROUP	67313 457b Fee	A01-5650-000	150.00
12715	LUCE COMMUNICATIONS: dba ABG COMM.	67314 WA41 Fn 1/17	A01-5650-000	215.64
		67315 WA41 Inv 1/17	A01-5650-000	760.96
		67316 WA40 Fn 1/18	A01-5650-000	184.19
		67317 WA40 Inv 1/17	A01-5650-000	659.81
12715	LUCE COMMUNICATIONS: dba ABG COMM.			1,820.60 **
13055	MAIL FINANCE	67377 Postage Mach 3/7-6/6	A01-5630-000	417.78
13200	MERIT OIL COMPANY	67318 Gasoline	A01-5700-000	56.33
		67356 Gasoline	A01-5700-000	163.24
13200	MERIT OIL COMPANY			219.57 **

Ok (DDK)
2/8/2017

01 General Fund

Control	Vendor	Obligat'n Description	Transaction Account	Amount
16007	PUBLIC EMPLOYEES BENEFIT TRUST	67359 Mar'17 Med/Dental Ins.	A01-5030-000	13,278.50
16893	PRUDENTIAL OVERALL SUPPLY CO	67319 Floor Mats	A01-5645-000	53.30
		67358 Floor Mats/ Supplies	A01-5645-000	53.30
16893	PRUDENTIAL OVERALL SUPPLY CO			106.60 **
18356	RELIABLE OFFICE SOLUTIONS	67320 Jan'17 Printer Usg B/W	A01-5630-000	33.89
		67321 Supplies	A01-5675-000	32.25
		67360 Supplies	A01-5675-000	125.60
18356	RELIABLE OFFICE SOLUTIONS			191.74 **
18415	RIVERSIDE CLEANING SYSTEMS, INC	67361 Feb'17 Cleaning Svc	A01-5645-000	535.00
19130	SCE	67362 Fire Stn Utility	A01-5660-020	954.86
		67363 Main Ofc Utility	A01-5660-000	752.92
		67364 Street Lights	A01-5102-010	9,641.90
19130	SCE			11,349.68 **
19138	SCG	67366 Main Ofc Utility	A01-5660-000	155.76
		67367 Fire Stn Utility	A01-5660-020	333.55
19138	SCG			489.31 **
20318	TEK COLLECT	67369 Collection Fees	A01-5650-000	13.32
20410	THERMAL-COOL, INC.	67370 R & M HVAC	A01-5645-000	95.50
20505	TKE ENGINEERING, INC.	67372 TR#31503 Skypark	A01-1225-000	2,786.41
20845	TRI-CO DISPOSAL, INC	67379 Commercial Trash 1/26-2/8	A01-5410-010	44,554.90
		67380 Residential Trash 1/26-2/8	A01-5410-010	81,859.86
		67381 RCSD Share Commercial	A01-5410-010	-4,456.47
		67382 RCSD Share Residential	A01-5410-010	-770.24
20845	TRI-CO DISPOSAL, INC			121,188.05 **
21525	UNDERGROUND SERVICE ALERT OF SO CA	67324 Dig Alerts	A01-5685-000	79.50
21851	U.S. POSTAL SERVICE (HASLER)	67325 Postage	A01-5664-000	700.00

Run date: 02/09/2017 @ 12:07
Bus date: 02/16/2017

Rubidoux Community Services
Preliminary Check Register

Distribution recap
OTPREG.L02 Page 8

01 General Fund

Control	Vendor Obligat'n Description	Transaction Account	Amount
	22020 VERIZON WIRELESS 67383 Cell Phone Chgs	A01-5670-000	439.00
01 General Fund			193,322.42 **

30 Water Fund

Control	Vendor Obligat'n Description	Transaction Account	Amount
	1450 AIRGAS USA, LLC 67374 CO2 Tnk Rnt1	A30-5640-000	127.32
	2004 B.P.S. B's POOL SUPPLIES 67293 Sodium Hypo	A30-5652-000	1,133.89
	67327 Sodium Hypo	A30-5652-000	351.48
	67328 Sodium Hypo	A30-5652-000	1,435.86
	67328 Sodium Hypo	A30-5650-005	307.69
	2004 B.P.S. B's POOL SUPPLIES		1,743.55 **
	2004 B.P.S. B's POOL SUPPLIES		3,228.92 **
	2030 BABCOCK, E S & SONS, INC 67298 Water Analyses	A30-5340-000	490.00
	67299 Water Analyses	A30-5340-000	40.00
	67300 Water Analyses	A30-5340-000	160.00
	67301 Water Analyses	A30-5340-000	45.00
	67302 Lab Fees	A30-5340-000	240.00
	67330 Water Analyses	A30-5340-000	490.00
	67331 Water Analyses	A30-5340-000	45.00
	2030 BABCOCK, E S & SONS, INC		1,510.00 **
	5640 ENGELAUF CONSTRUCTION SPECIALISTS 67336 Base Hauling	A30-5640-000	73.66
	5710 EVERSOFIT 67303 Water Softner Rnt1	A30-5652-000	483.44
	6828 FREEDOM COMMUNICATIONS: DBA OC REG 67337 Pub Notice	A30-5858-000	72.00
	8012 HACH COMPANY 67295 Buffer Solution	A30-5652-000	640.19
	8077 HARRINGTON INDUSTRIAL PLASTICS 67342 PVC Valve	A30-5650-000	647.49
	9020 ICW - INSURANCE CO OF THE WEST 67343 Feb '17 Workers Comp	A30-5720-000	2,503.52
	9505 CARQUEST AUTO PARTS 67344 R & M Truck	A30-5620-000	7.55
	67345 Credit	A30-5620-000	-26.34
	67346 R & M Truck	A30-5620-000	15.07
	67347 R & M Equipment	A30-5630-000	8.01
	67348 R & M Truck	A30-5620-000	32.30
	67349 R & M Equipment	A30-5630-000	2.14
	9505 CARQUEST AUTO PARTS		38.73 **
	9510 SO CAL TRUCKWORKS		

30 Water Fund

Control	Vendor Obligat'n Description	Transaction Account	Amount
		** Continued **	
9510	SO CAL TRUCKWORKS 67350 R & M Truck	A30-5620-000	169.03
10638	JOHNSON POWER SYSTEM 67351 R & M Equipment	A30-5630-000	561.20
11452	KH METALS & SUPPLY 67352 Tools	A30-5650-000	29.46
11842	KRIEGER & STEWART, INC. 67310 Water Consult	A30-5830-000	1,585.58
	67311 Water Consult	A30-5830-000	2,734.00
11842	KRIEGER & STEWART, INC.		4,319.58 **
11954	KUMA TIRE DISTRIBUTORS 67376 R&M Truck	A30-5620-000	169.94
12610	NORTHROP GRUMMAN COM INFO SVCS, INC 67312 Route Mgr Sftwr	A30-5650-000	4,453.60
13152	McMASTER-CARR SUPPLY CO 67354 Tool	A30-5650-000	112.46
13200	MERIT OIL COMPANY 67318 Gasoline	A30-5700-000	366.14
	67355 Diesel	A30-5700-000	300.09
	67356 Gasoline	A30-5700-000	1,061.05
13200	MERIT OIL COMPANY		1,727.28 **
13925	INNOVYZE, INC. 67357 Sftwr Maint.	A30-5680-000	125.00
		A30-1501-000	1,375.00
	67357 Sftwr Maint.		1,500.00 **
13925	INNOVYZE, INC.		1,500.00 **
16007	PUBLIC EMPLOYEES BENEFIT TRUST 67359 Mar'17 Med/Dental Ins.	A30-5030-000	22,137.00
16893	PRUDENTIAL OVERALL SUPPLY CO 67319 Floor Mats	A30-5642-000	55.38
	67358 Floor Mats/ Supplies	A30-5642-000	55.38
	67358 Floor Mats/ Supplies	A30-5642-000	106.17
16893	PRUDENTIAL OVERALL SUPPLY CO		161.55 **
			216.93 **
19138	SCG 67368 Field Ofc Utility	A30-5660-000	42.80
19477	SITEONE LANDSCAPE SUPPLY, LLC		

Run date: 02/09/2017 @ 12:07
Bus date: 02/16/2017

Rubidoux Community Services
Preliminary Check Register

Distribution recap
OTPREG.L02 Page 11

30 Water Fund

Control	Vendor Obligat'n Description	Transaction Account	Amount
	19477 SITEONE LANDSCAPE SUPPLY, LLC	** Continued **	
	67365 PVC Parts	A30-5650-000	883.83
	20410 THERMAL-COOL, INC.		
	67370 R & M HVAC	A30-5642-000	95.50
		A30-5650-005	95.50
	67370 R & M HVAC		191.00 **
	20410 THERMAL-COOL, INC.		191.00 **
	23568 WESTERN MUNICIPAL WATER DISTR		
	67373 Feb'17 Brine Fixed	A30-5650-005	634.53
30 Water Fund			46,473.91 **

40 Sewer Fund

Control	Vendor Obligat'n Description	Transaction Account	Amount
1577	ALMGREN, HOWARD 67375 City Rvsd Litgn	A40-5825-000	2,800.90
2030	BABCOCK, E S & SONS, INC 67329 Lab Fees	A40-5340-000	240.00
	67332 Lab Fees	A40-5340-000	240.00
2030	BABCOCK, E S & SONS, INC		480.00 **
8012	HACH COMPANY 67294 Probes & Cable	A40-5640-000	1,958.49
	67338 Test Strips	A40-5650-000	249.75
	67339 PH Analyses Maint.	A40-5640-000	668.45
	67340 PH Meter	A40-5650-000	1,801.12
8012	HACH COMPANY		4,677.81 **
8074	HARPER & BURNS LLP 67341 City Riv Litgn	A40-5825-000	1,906.75
8688	HOUSTON & HARRIS PCS, INC. 67296 Hydro-wash	A40-5640-000	2,391.25
	67297 Hydro-wash	A40-5640-000	3,840.00
8688	HOUSTON & HARRIS PCS, INC.		6,231.25 **
9020	ICW - INSURANCE CO OF THE WEST 67343 Feb '17 Workers Comp	A40-5720-000	102.17
11842	KRIEGER & STEWART, INC. 67309 Wastewater Consult	A40-5830-000	165.00
13200	MERIT OIL COMPANY 67318 Gasoline	A40-5700-000	28.16
	67356 Gasoline	A40-5700-000	81.62
13200	MERIT OIL COMPANY		109.78 **
18409	RIVERSIDE CITY 67322 Nov'16 Treatment	A40-5320-000	102,020.85
	67323 Nov'16 Surcharge	A40-5320-000	26,388.45
18409	RIVERSIDE CITY		128,409.30 **
20410	THERMAL-COOL, INC. 67370 R & M HVAC	A40-5650-000	95.50
20505	TKE ENGINEERING, INC. 67371 Tilton Ave Swr	A40-7030-001	8,958.41
	67378 Jurupa Hills Lift	A40-7030-003	2,045.00
20505	TKE ENGINEERING, INC.		11,003.41 **
40 Sewer Fund			155,981.87 **

6. ACKNOWLEDGEMENTS – MEMBERS OF THE PUBLIC MAY ADDRESS
THE BOARD AT THIS TIME ON ANY NON-AGENDA MATTER

7. CORRESPONDENCE AND RELATED INFORMATION

Officials say Oroville Dam not compromised but are preparing for the worst

*Pls copy
Do not post it
This
DR*



Water begins to hit the damaged section of the Oroville Dam controlled Spillway in this photo. Much of the water is now travelling down the left side of the spillway. The hole continues to grow larger as water is released Thursday Feb. 8, 2017. Erosion along the left side continues to increase as the spillway falls apart. (Bill Husa -- Enterprise-Record)

PHOTOS: Lake Oroville Dam Spillway crumbles Thursday



By [Dan Reidel](#), Chico Enterprise-Record

POSTED: 02/09/17, 7:24 PM PST

UPDATED: 3 HRS AGO 0 COMMENTS

Oroville >> Even as authorities in Oroville tell people the dam isn't compromised, they are preparing for the worst.

Butte County Sheriff Kory Honea told the press Thursday afternoon that the Sheriff's Office and Cal Fire-Butte County are preparing in case parts of Oroville and the surrounding area have to be evacuated because of the Lake Oroville spillway erosion.

Although he doesn't anticipate having to evacuate, Honea said protecting the public means being prepared for the worst.

“I have assigned Sgt. Jack Storm to be in the command center. He will be monitoring the situation to determine if there is some future need for evacuations due to flooding,” Honea said. “If that’s the case we have a mechanism in place at the Butte County Sheriff’s Office to start dealing with that. That mechanism includes pulling patrol staff in to deal with that, as well as our volunteer auxiliary units including the Butte County Sheriff’s Office Search and Rescue.”

The Office of Emergency Services and Cal Fire-Butte County are also helping prepare for possible evacuations.

As the concrete from the spillway falls into the Diversion Pool and Lake Oroville continues to fill, the California Department of Water Resources is sending about 35,000 cfs of water continually down the broken spillway.

THREAT TO OROVILLE

Some of the water in the Diversion Pool is routed through the Thermalito Forebay and Afterbay where it warms before being used for crops. The rest, about 40,000 cfs as of Thursday, goes directly into the Feather River.

The river flows parallel to Montgomery Street, one of downtown Oroville’s main streets. Right now, the only thing separating the 40,000 cfs of water in the Feather River from flooding the downtown part of the city is about a hundred yards and a levee that holds back the water.

Eric See, a public information officer with the Department of Water Resources, said 150,000 cfs went through the Feather River in Oroville during a storm in 1997.

At 5:30 p.m., at a news conference in Sacramento, DWR acting director Bill Croyle said the lake likely would pour into the emergency spillway around midday Saturday. Four hours later, the DWR revised its estimate to early Saturday, just after midnight.

Even if that happens, the spillage over the emergency water route will prevent damage to the dam and keep the public safe, Croyle said.

“The integrity of the dam is not compromised,” See said.

That might be true, but it hasn’t stopped Oroville school districts from [cancelling classes Friday](#) or the Feather River Parks and Recreation District from closing city parks.

IN CASE OF EMERGENCY

With the potential for water to crest the 901-foot elevation emergency spillway, (the dam is 922-foot elevation — 770-feet from the base) Cal Fire-Butte County Battalion Chief Russ Fowler said the county and state combined fire service is bulldozing trees and removing debris on the hillside just in case the emergency spillway is used.

During the press conference, Fowler traced a ravine on a Google Earth satellite image showing the path water will take if it flows over the emergency spillway.

California State Parks District Superintendent Aaron Wright said the Spillway Launch Ramp facility, just northwest of the dam, would suffer minimal damage if the water crests the emergency spillway.

“It’s meant to take it,” he said. “Basically, it’s a big parking lot. We don’t anticipate any long-term damage.”

Wright said State Parks would have to make repairs to the Brad Freeman Trail, a bike and hiking trail that runs along the Diversion Pool and comes up the slope near the spillway. The trail then crosses the dam.

“Parts of the trail could be damaged,” he said. “We’d have to repair that.”

Croyle said the Diversion Pool can only rise so much before water backs up into the power plant at the base of the Oroville Dam.

For that reason, water has to be released from the Diversion Pool into the Thermalito Forebay canal and the Feather River.

DEBRIS IN THE WATER

Even without trees and brush on the hillside adding to the mess, debris from the concrete spillway structure and the dirt, rocks and mud under and around the concrete are already washing into the Diversion Pool and the Feather River as the flow of water continues.

Brown, muddy water pouring over the Fish Barrier Dam has caused biologists to move the fish at the [Feather River Fish Hatchery](#) to a location in the Thermalito Afterbay.

DWR's See said boats that collect debris from the surface of Lake Oroville are being moved to the Diversion Pool to help keep the rubble out of the river and the Forebay.

"We need to understand how much erosion is going to come out of the bottom part of the spillway," Croyle said.

He noted that debris is going to be a problem in the future and said repairs to the broken concrete structure will take place in the spring and summer.

[News](#) | [Sports](#) | [Entertainment](#) | [Business](#) | [Life](#) | [Opinion](#) | [Blogs](#) | [California](#) | [Deals](#) | [shop](#) | [home](#) | [Prize Rewards](#)
[City News](#) | [Politics](#) | [Topics](#) | [Environment](#) | [Education](#) | [Announcements](#) | [Traffic](#) | [Photos](#) | [Blogs](#)

[Save on Disneyland vacations!](#) | [Get Coupons!](#)

[Subscribe Today](#) | [Customer Service](#) | [P-Edition](#) | [Advertise](#) | | [Top Workplaces](#) | [UnidosSC.com](#) | [Weather](#)

- CARS
- JOBS
- HOMES
- DEALS
- CLASSIFIEDS



BUSINESS
Job fair Feb. 24 for Coachella, Stagecoach festivals



NEWS
Riverside shuts down illegal medical marijuana dispensary



NEWS
Endangered, threatened species could benefit from congressional



NEWS
For last-minute gift ideas, do sweethearts still buy Valentine's Day cards?

NEWS

With conservation still high, California's water-savings regulation extended

State residents saved 20.6 percent more water in December than the same month in 2013.

RELATED

- [California at heaviest snowpack in 22 years](#)
- [The end of California's drought is much closer after recent rain](#)
- [Should California call off drought emergency?](#)

[G+](#) | [Like](#) | [Share](#) | [Tweet](#) | [Email](#) | [Share](#)

By **SUZANNE HURT** / STAFF WRITER

Published: Feb. 8, 2017 Updated: Feb. 9, 2017 4:23 p.m.



JOSHUA SUDOCK, STAFF PHOTOGRAPHER

State water officials extended drought-triggered water savings measures on Wednesday, Feb. 8, with mixed reactions from Southern California water suppliers even as statewide conservation appears to remain relatively high.

While many agencies including the Municipal Water District of Orange County and Eastern Municipal Water District urged state officials to drop or shorten an extension, others including the city of Los Angeles and the Laguna Beach County Water District supported an extension.

Board members indicated plans to revisit the matter in May after the normal end of the rainy season.

ADVERTISING



The Right To Breathe

Right to Breathe captures air quality issues in Southern California.

therighttobreathe.org



[News](#) | [Sports](#) | [Entertainment](#) | [Business](#) | [Life](#) | [Opinion](#) | [Blogs](#) | [Cannifornian](#)
[City News](#) | [Politics](#) | [Topics](#) | [Environment](#) | [Education](#) | [Announcements](#) | [Traffic](#) | [Photos](#)

Laguna Beach County Water District General Manager Renae Hinchey told the State Water Resources Control Board at its Sacramento meeting that the district continues sending customers the message that conservation must be a way of life.

"We're going to be in drought cycles and we need to live with that," she said at the Cal/EPA building Wednesday afternoon.

The Sierra Nevada snowpack water content is already at 127 percent of the April 1 average, yet half the state is locked in a sixth year of drought.

After about an hour of public comment on both sides of the issue, the five-member board unanimously extended an amended statewide emergency water conservation regulation for 270 days.

Hydrologists and drought experts "have the knowledge that the drought may be coming to a close," board member Steven Moore said.

But only Gov. Jerry Brown, who declared California was in a drought state of emergency in January 2014, can declare that emergency over.

The entire state needs to work together to reduce water use, which can impact climate change, Moore added.

"The drought could be over, but the need to conserve water is not," he said a day after more than a foot of snow fell in the Sierra Nevada and Southern California continued soaking up rain.

Under the resolution, Californians still would be expected to reduce drinking water use and more than 400 of the state's largest water suppliers must report the savings monthly to the board.

But 3,000 small suppliers will no longer have to report monthly, after half weren't doing so, board Climate and Conservation Manager Max Gomberg told the board.

In addition, water customers must continue avoiding wasteful practices outlined in the original regulation, such as hosing down sidewalks and driveways, washing cars with hoses not equipped with shut-off nozzles, creating landscaping runoff, or watering landscaping within 48 hours of measurable rain.

Earlier in the meeting, Gomberg said statewide cumulative water savings from June 2015 through December 2016, compared to the same period in 2013, was 22.5 percent - a slight dip from November's cumulative 22.6 percent.

With cumulative savings at 22.8 for October and 23 for September, conservation has virtually leveled off.

"Conservation numbers have remained incredibly strong," Gomberg said.

The current cumulative savings amount to 793 billion gallons or 2,434,323 acre-feet of water saved.

State residents saved 20.6 percent more water in December than the same month in 2013.

Acoustical Ceilings, Inc
909-985-5613

Riverside Yellow Pages

THINGS TO DO

Most Popular Events

[See All](#)



Red Not Chili Peppers

Feb 18
 Riverside Municipal Auditorium

Long Beach Press Telegram (<http://www.presstelegram.com>)

Drought dwindling in Southern California

More than half the state out of drought conditions, figures show

By Suzanne Hurt, The Press-Enterprise

Thursday, February 9, 2017



Snow and rain keep putting the hurt on California's weakening drought, which now encompasses less than half the state for the first time in four years.

This week, 53 percent of the state is out of drought and only 11 percent remains in "severe" to "extreme" conditions — with more rain and snow expected in the region today and Saturday.

"Extreme" drought conditions linger in a sliver of northwest Los Angeles County and parts of Ventura and Santa

Barbara counties, according to this week's U.S. Drought Monitor.

Southern California made other significant gains. The "severe" drought gripping half the region has shrunk to portions of Los Angeles, San Bernardino, Ventura, San Diego and Imperial counties, and the rest of Santa Barbara County.

Meanwhile, Riverside and Orange counties are now experiencing nothing worse than moderate drought.

California's "abundant" rain and snow over several months are paying off, said Reno-based Western Regional Climate Center scientist David Simeral.

"These series of storms over the past 90 days have definitely impacted the state overall in terms of improving soil moisture levels and surface water flows, which fill our reservoirs with water," he said.

The Sierra Nevada snowpack water content now measures 179 percent of normal, or 126 percent of the April 1 average.

Since October, precipitation that's 4 to 8 inches above normal has fallen in Orange County, Los Angeles County's southern three-quarters, Riverside County's western third and San Bernardino County's southwest corner, said Simeral.

He produced the country's Feb. 7 drought assessment put out by the National Oceanic and Atmospheric Administration, U.S. Department of Agriculture and National Drought Mitigation Center.

The assessment is based on a range of indicators including the Palmer Drought Severity Index, soil moisture, precipitation, stream flow activity and, in California's Sierra and farther north, snowpack water content.

The last time less than half of California was plagued by drought was April 16, 2013, when 48.39 percent was in drought. That rose to 63 percent by April 23, Simeral said.

The waning drought is "fantastic," said Western Municipal Water District Director of Water Resources Tim Barr.

The state Water Resources department has agreed to supply state water project contractors, who buy Northern California water and sell it to customers, with 60 percent of requested amounts, which is the total they got for the past three years, Barr said.

Like other suppliers, Western Municipal officials think the state is out of a drought emergency and want mandatory water savings requirements ended — as many told the State Water Resources Control Board on Wednesday before the board extended an emergency conservation regulation for 270 days.

Suppliers encourage users to save water through pricing. The board shouldn't require suppliers to enforce the regulation's bans on such things as landscape runoff, Barr said.

"I think it's up to every local supplier to determine whether they can meet the needs of their customers' demand," he said.

URL: <http://www.presstelegram.com/general-news/20170209/drought-dwindling-in-southern-california>

© 2017 Long Beach Press Telegram (<http://www.presstelegram.com>)

8. MANAGER'S REPORT:

- a) Operations Report
- b) Emergency Incident Report

Water and Wastewater Production Comparison

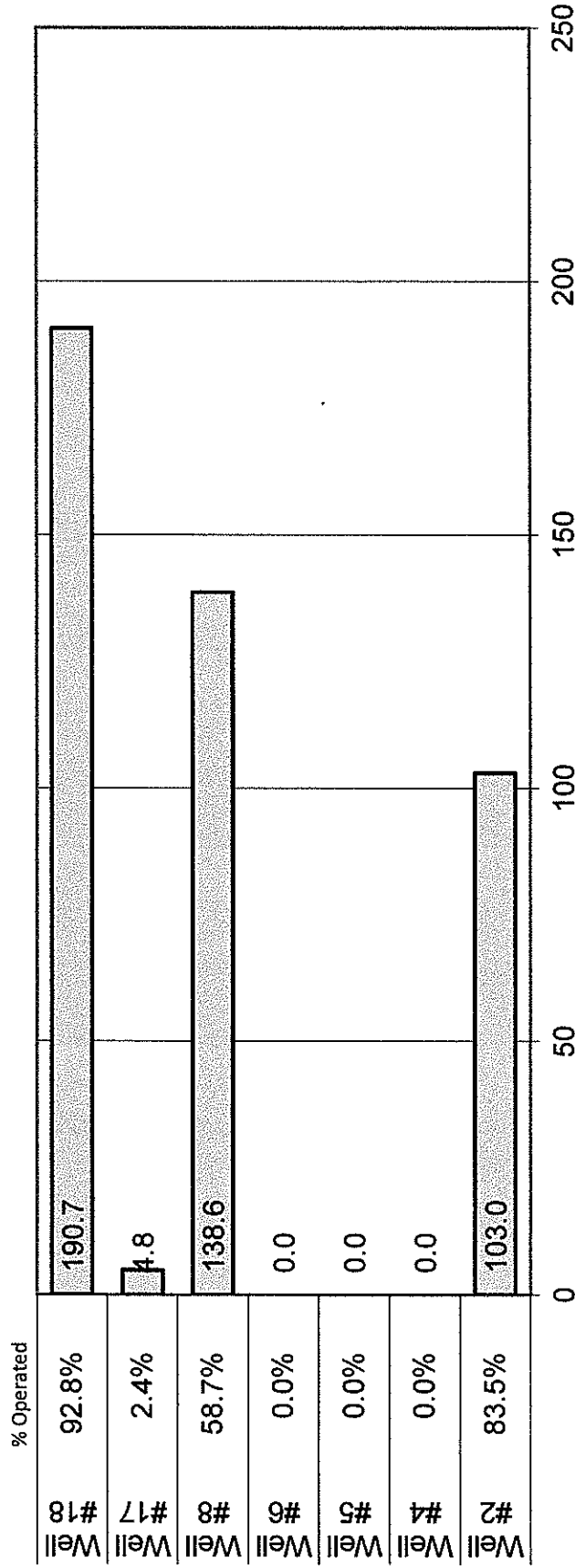
Date	TOTAL WELL PRODUCTION in Million Gallons					Consumption to JURUPA C.S.D.	WASTEWATER FLOW TO RIVERSIDE
	Purchased	Potable Wells	Potable Total	Non-Potable Wells	Non-Potable Total	(Million Gallons)	(Million Gallons)
5/1/2016	0.00	1.30	1.30	0.01	1.30	2.14	1.58
1/2/2017	0.00	3.84	3.84	0.01	3.85	2.14	1.76
1/3/2017	0.00	3.97	3.97	0.01	3.98	2.13	1.89
1/4/2017	0.00	3.38	3.38	0.00	3.38	1.85	1.76
1/5/2017	0.00	4.08	4.08	0.01	4.09	1.85	1.98
1/6/2017	0.00	3.01	3.01	0.01	3.02	1.85	1.93
1/7/2017	0.00	3.61	3.61	0.01	3.62	1.85	1.75
1/8/2017	0.00	3.68	3.68	0.02	3.70	1.85	1.81
1/9/2017	0.00	3.42	3.42	0.01	3.42	1.85	2.00
1/10/2017	0.00	3.98	3.98	0.00	3.99	2.43	1.97
1/11/2017	0.00	3.24	3.24	0.01	3.24	2.43	2.02
1/12/2017	0.00	3.89	3.89	0.02	3.90	2.00	2.17
1/13/2017	0.00	3.88	3.88	0.00	3.88	2.00	1.89
1/14/2017	0.00	4.32	4.32	0.01	4.33	0.90	1.78
1/15/2017	0.00	2.43	2.43	0.01	2.43	0.00	1.68
1/16/2017	0.00	2.93	2.93	0.01	2.93	0.00	2.02
1/17/2017	0.00	3.56	3.56	0.01	3.57	2.00	2.03
1/18/2017	0.00	4.90	4.90	0.00	4.90	2.00	2.01
1/19/2017	0.00	4.87	4.87	0.01	4.88	2.06	2.13
1/20/2017	0.00	3.92	3.92	0.00	3.93	2.06	2.39
1/21/2017	0.00	4.75	4.75	0.01	4.76	2.06	1.86
1/22/2017	0.00	3.73	3.73	0.01	3.73	2.06	2.28
1/23/2017	0.00	5.42	5.42	0.01	5.42	2.06	2.09
1/24/2017	0.00	5.67	5.67	0.01	5.68	2.06	2.10
1/25/2017	0.00	4.54	4.54	0.00	4.54	2.78	2.04
1/26/2017	0.00	5.07	5.07	0.00	5.08	2.52	2.04
1/27/2017	0.00	6.34	6.34	0.00	6.34	2.52	1.94
1/28/2017	0.00	3.96	3.96	0.00	3.96	2.52	1.99
1/29/2017	0.00	5.56	5.56	0.00	5.56	2.52	1.83
1/30/2017	0.00	5.82	5.82	0.01	5.83	2.52	2.00
1/31/2017	0.00	4.78	4.78	1.10	5.89	2.35	2.08
MINIMUM	0.00	1.30	1.30	0.00	1.30	0.00	1.58
AVERAGE	0.00	4.12	4.12	0.04	4.16	1.98	1.96
MAXIMUM	0.00	6.34	6.34	1.10	6.34	2.78	2.39
TOTAL	0.00	127.84	127.84	1.28	129.11	61.32	60.78

RUBIDOUX COMMUNITY SERVICES DISTRICT
MONTHLY WELL PRODUCTION
(Million Gallons)

DATE	POTABLE WATER										NONPOTABLE WATER						TOTALS		
	JURUPA TIE-IN (MG)	TROYER Well #2 (MG)	Nitrate Removal Pit		DAILY Well #5 (MG)	GOULD Well #8 (MG)	Manganese Removal Plant #2		28th ST. Well #3 (MG)	DAILY Well #7 (MG)	CLEMENT Well #11 (MG)	46th ST. Well #14 (MG)	MISSION #19 & #20 (MG)	POTABLE (MG)	NON POTABLE (MG)	TOTAL PROD. (MG)			
		FLEETWOOD Well #4 (MG)	SKOTTY Well #6 (MG)			Well #17 (MG)	Well #18 (MG)												
5/1/2016	0.00	0.12	0.00	0.00	0.00	0.00	0.00	0.00	0.00	0.00	0.00	0.00	0.01	1.30	0.01	1.30			
5/2/2016	0.00	0.13	0.00	0.00	0.00	0.00	2.22	0.00	0.00	0.00	0.00	0.00	0.01	3.84	0.01	3.85			
5/3/2016	0.00	0.09	0.00	0.00	0.00	0.00	2.41	0.00	0.00	0.00	0.00	0.00	0.01	3.97	0.01	3.98			
5/4/2016	0.00	0.12	0.00	0.00	0.00	0.00	1.95	0.00	0.00	0.00	0.00	0.00	0.00	3.38	0.00	3.38			
5/5/2016	0.00	0.14	0.00	0.00	0.00	0.00	2.24	0.00	0.00	0.00	0.00	0.00	0.01	4.08	0.01	4.09			
5/6/2016	0.00	0.10	0.00	0.00	0.00	0.00	2.15	0.00	0.00	0.00	0.00	0.00	0.01	3.01	0.01	3.02			
5/7/2016	0.00	0.09	0.00	0.00	0.00	0.00	2.16	0.00	0.00	0.00	0.00	0.00	0.01	3.61	0.01	3.62			
Subtotal	0.00	0.78	0.00	0.00	0.00	0.00	13.13	0.00	0.00	0.00	0.00	0.00	0.05	23.18	0.05	23.23			
5/8/2016	0.00	0.11	0.00	0.00	0.00	0.00	2.29	0.00	0.00	0.00	0.00	0.00	0.02	3.68	0.02	3.70			
5/9/2016	0.00	0.13	0.00	0.00	0.00	0.00	2.14	0.00	0.00	0.00	0.00	0.00	0.01	3.42	0.01	3.42			
5/10/2016	0.00	0.12	0.00	0.00	0.00	0.00	2.19	0.00	0.00	0.00	0.00	0.00	0.00	3.98	0.00	3.99			
5/11/2016	0.00	0.12	0.00	0.00	0.00	0.00	2.25	0.00	0.00	0.00	0.00	0.00	0.01	3.24	0.01	3.24			
5/12/2016	0.00	0.12	0.00	0.00	0.00	0.00	1.79	0.00	0.00	0.00	0.00	0.00	0.02	3.89	0.02	3.90			
5/13/2016	0.00	0.80	0.00	0.00	0.00	0.00	2.03	0.00	0.00	0.00	0.00	0.00	0.00	3.88	0.00	3.88			
5/14/2016	0.00	1.03	0.00	0.00	0.00	0.00	2.23	0.00	0.00	0.00	0.00	0.00	0.01	4.32	0.01	4.33			
Subtotal	0.00	2.48	0.00	0.00	0.00	0.00	14.89	0.00	0.00	0.00	0.00	0.00	0.06	26.40	0.06	26.46			
5/15/2016	0.00	0.61	0.00	0.00	0.00	0.00	1.81	0.00	0.00	0.00	0.00	0.00	0.01	2.48	0.01	2.49			
5/16/2016	0.00	0.78	0.00	0.00	0.00	0.00	2.15	0.00	0.00	0.00	0.00	0.00	0.01	2.93	0.01	2.93			
5/17/2016	0.00	0.75	0.00	0.00	0.00	0.00	1.97	0.00	0.00	0.00	0.00	0.00	0.01	3.56	0.01	3.57			
5/18/2016	0.00	1.16	0.00	0.00	0.00	0.00	1.73	0.00	0.00	0.00	0.00	0.00	0.00	4.90	0.00	4.90			
5/19/2016	0.00	1.27	0.00	0.00	0.00	0.00	1.97	0.00	0.00	0.00	0.00	0.00	0.01	4.87	0.01	4.88			
5/20/2016	0.00	1.14	0.00	0.00	0.00	0.00	1.53	0.00	0.00	0.00	0.00	0.00	0.00	3.92	0.00	3.93			
5/21/2016	0.00	1.07	0.00	0.00	0.00	0.00	1.64	0.00	0.00	0.00	0.00	0.00	0.01	4.75	0.01	4.76			
Subtotal	0.00	6.78	0.00	0.00	0.00	0.00	12.20	0.00	0.00	0.00	0.00	0.00	0.03	27.36	0.03	27.40			
5/22/2016	0.00	1.26	0.00	0.00	0.00	0.00	1.77	0.00	0.00	0.00	0.00	0.00	0.01	3.73	0.01	3.73			
5/23/2016	0.00	1.13	0.00	0.00	0.00	0.00	2.11	0.00	0.00	0.00	0.00	0.00	0.01	5.42	0.01	5.42			
5/24/2016	0.00	0.88	0.00	0.00	0.00	0.00	1.80	0.00	0.00	0.00	0.00	0.00	0.01	5.67	0.01	5.68			
5/25/2016	0.00	1.17	0.00	0.00	0.00	0.00	1.93	0.00	0.00	0.00	0.00	0.00	0.00	4.54	0.00	4.54			
5/26/2016	0.00	1.12	0.00	0.00	0.00	0.00	1.90	0.00	0.00	0.00	0.00	0.00	0.00	5.07	0.00	5.08			
5/27/2016	0.00	1.31	0.00	0.00	0.00	0.00	2.44	0.00	0.00	0.00	0.00	0.00	0.00	6.34	0.00	6.34			
5/28/2016	0.00	0.91	0.00	0.00	0.00	0.00	1.63	0.00	0.00	0.00	0.00	0.00	0.00	3.96	0.00	3.96			
5/29/2016	0.00	1.25	0.00	0.00	0.00	0.00	2.23	0.00	0.00	0.00	0.00	0.00	0.00	5.56	0.00	5.56			
5/30/2016	0.00	1.20	0.00	0.00	0.00	0.00	2.25	0.00	0.00	0.00	0.00	0.00	0.01	5.82	0.01	5.83			
5/31/2016	0.00	0.90	0.00	0.00	0.00	0.00	1.70	0.00	0.00	0.00	0.00	0.00	0.00	4.78	0.00	4.78			
Subtotal	0.00	11.13	0.00	0.00	0.00	0.00	19.74	1.58	0.00	0.00	0.00	0.00	0.04	50.89	1.14	52.03			
TOTAL	0.00	21.126	0.000	0.000	0.000	0.000	45.167	1.575	0.000	0.000	0.000	0.000	0.000	127.837	1.276	129.113			

TOTAL WATER PRODUCED w/ % Operated

January 2017

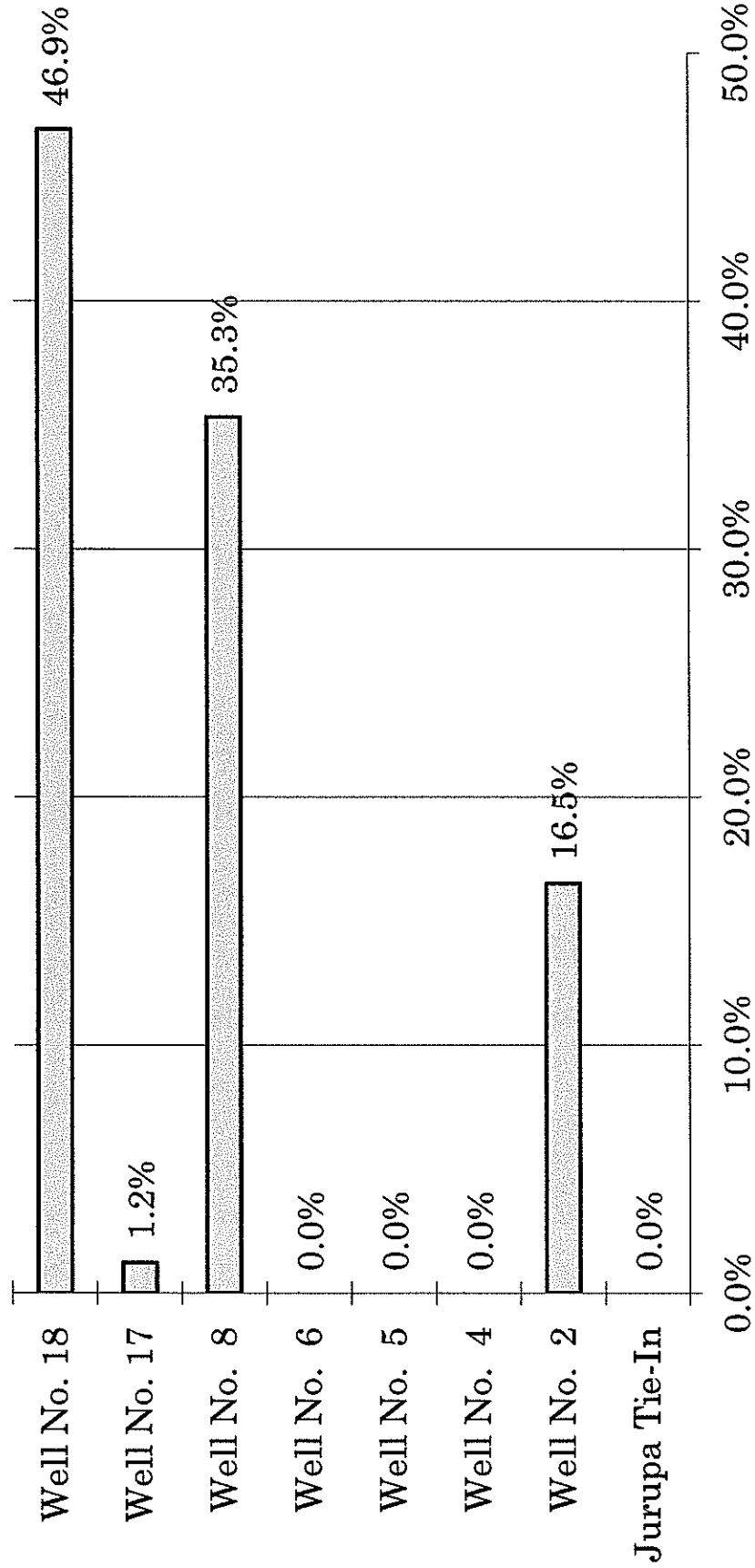


Max Production **1276.2 AF**
 Monthly Production **421.6 AF**
 Reserve Production **854.6 AF**

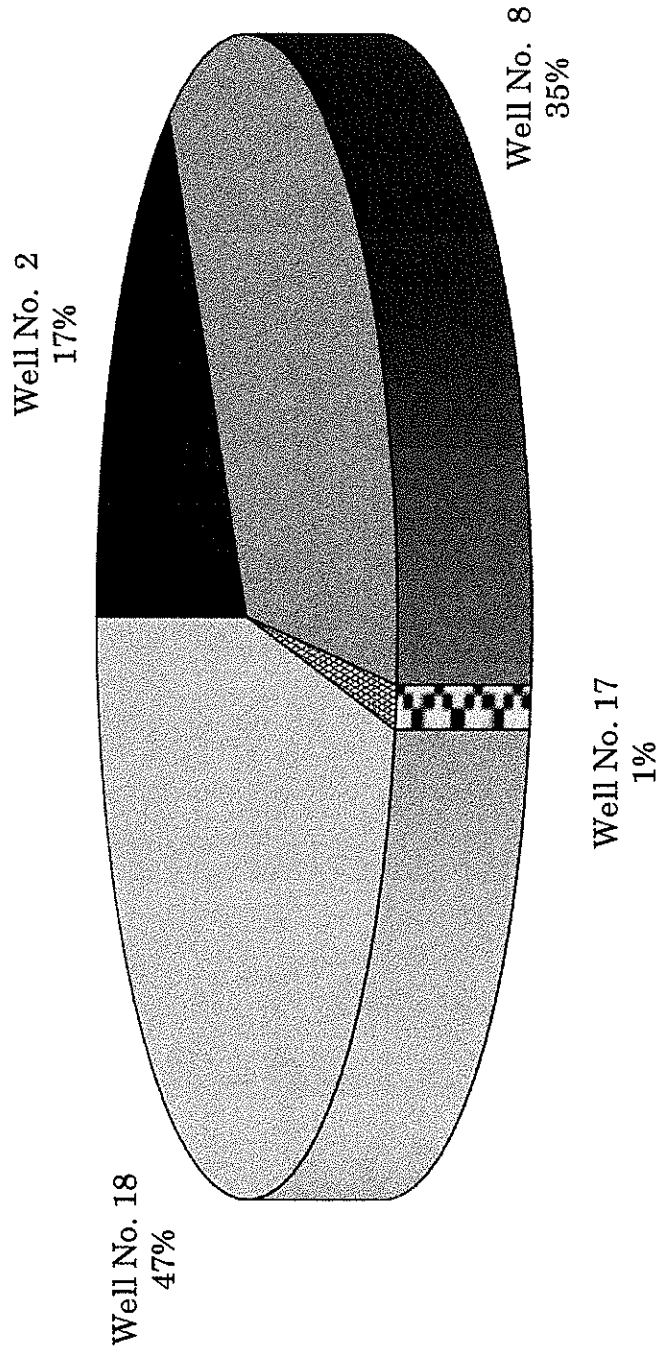
ACRE FEET

1 Acre Foot = 43,560 Cubic Feet = 325,829 Gallons


Source Potable Production Comparison January 2017



Source Potable Production Comparison January 2017

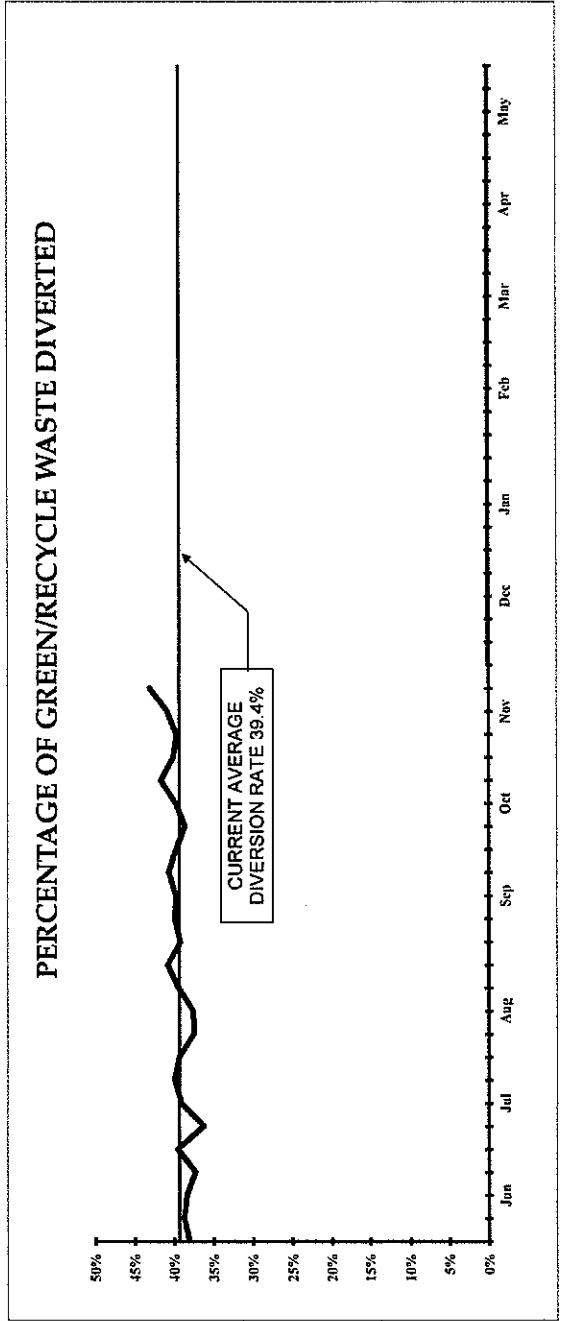
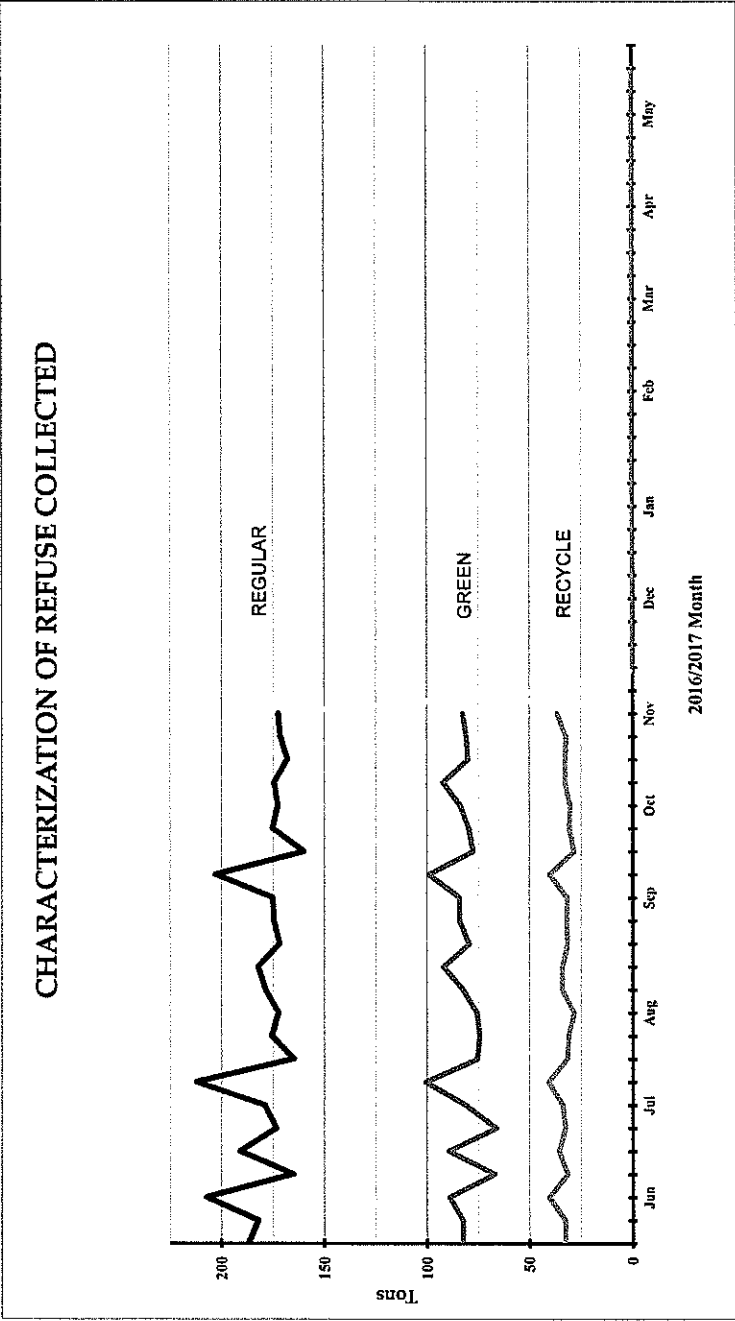


Potable Water & Wastewater Comparison January 2017



— Potable Water Prod. Wastewater Prod.

RUBIDOUX COMMUNITY SERVICES DISTRICT
Green Waste Program
(May 16 to June 17)





**CAL
FIRE**



Resource Activity Report

1/1/2016

1/31/2016

1/1/2017

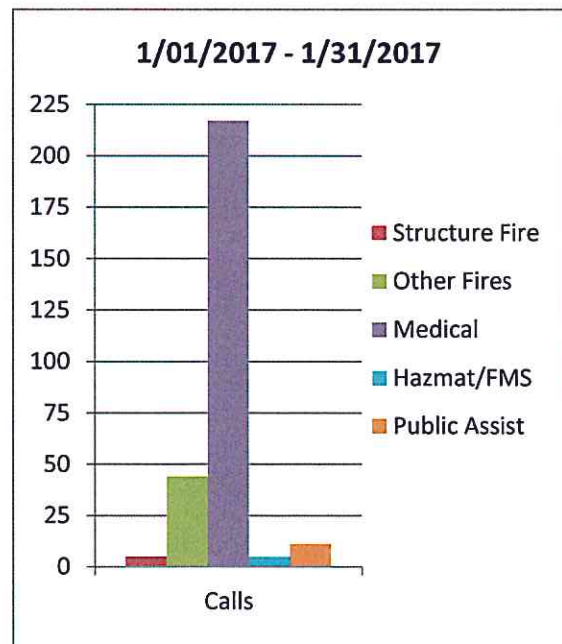
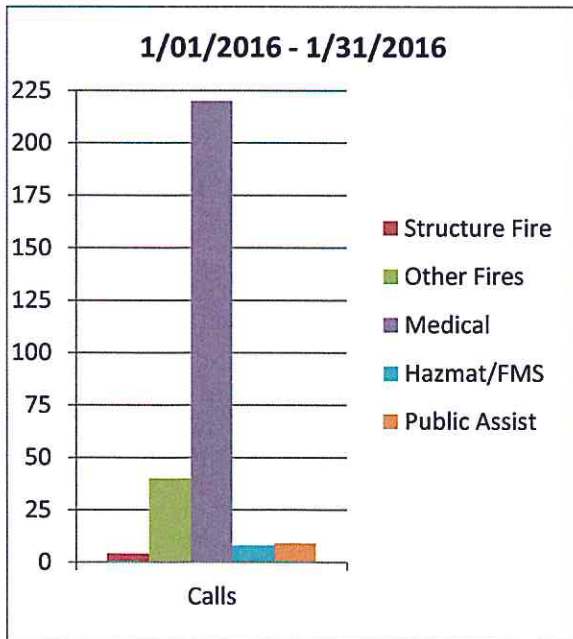
1/31/2017

Call Type	Station 38
Veg/Structure Fire	4
Other Fires	40
Medical	220
Hazmat/FMS	8
Public Assist	9
Period Total	281

Year to Date	281
--------------	-----

Call Type	Station 38
Veg/Structure Fire	5
Other Fires	44
Medical	217
Hazmat/FMS	5
Public Assist	11
Period Total	282

Year to Date	282
--------------	-----



9. RECEIVE AND FILE CASH ASSET REPORT ENDING JANUARY
2017 FOR ALL DISTRICT FUND ACCOUNTS: **DM 2017-06**

Rubidoux Community Services District

Board of Directors

Armando Muniz
Bernard Murphy
F. Forest Trowbridge
Hank Trueba Jr.
Ruth Anderson Wilson



Secretary-Manager

David D. Lopez

Water Resource Management Refuse Collection Street Lights Fire / Emergency Services Weed Abatement

DIRECTORS MEMORANDUM 2017-06

February 16, 2017

To: Rubidoux Community Services District
 Board of Directors

Subject: Receive and File January's Statement of Cash Asset Schedule

BACKGROUND:

Attached for the Board of Directors' consideration is January's 2017, Statement of Cash Asset Schedule Report for all District Fund Accounts. Our YTD interest is \$81,142.00 for District controlled accounts. With respect to District "Funds in Trust", we show \$3,349.00 which has been earned and posted. The District has a combined YTD interest earned total of \$84,497.00 as of January 31, 2017.

With respect to the District's Operating Funds (Excluding Restricted Funds and Operating Reserves), we show a balance of \$4,858,556.00 ending January 31, 2017. That's **\$16,558.00 MORE** than July 1, 2016, beginning balance of \$4,841,998.00.

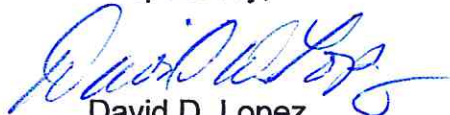
Further, the District's Field/Admin Fund continues to grow and current fund balance is \$285,947.00.

Submitted for the Board of Directors consideration is the **January 2017, Statement of Cash Asset Schedule Report** for your review and acceptance this afternoon.

RECOMMENDATION:

Staff recommends to "**Receive and File**" the January 2017 Statement of Cash Asset Schedule Report to the Rubidoux Community Services District Board of Directors.

Respectfully,



David D. Lopez
Secretary-Manager

Attachment: January 2017, Cash Asset Schedule Report

RUBIDOUX COMMUNITY SERVICES DISTRICT

INVESTMENT SUMMARY - JANUARY 31, 2017
CASH BASIS

	Beg. Bal. 7/1/2016	YTD Int.	Other Activity YTD	Balance 1/31/2017	YTD Avg. Int. Rate
Fire Mitigation	\$1,273,969.66	\$5,751.74	\$27,600.20	\$1,307,321.60	0.44%
Wastewater CIP	3,417,090.15	11,381.10	256,993.62	3,685,464.87	0.31%
Water CIP	2,413,983.88	6,252.67	386,673.68	2,806,910.23	0.22%
Operating	4,841,998.01	23,261.00	(6,702.77)	4,858,556.24	0.48%
Water Operating Reserve	3,175,185.66	10,405.92	49,734.13	3,235,325.71	0.32%
Water Replacement Reserve	450,201.61	2,235.15	74,644.54	527,081.30	0.42%
COP Reserve	2,577,495.27	12,384.28	56,572.86	2,646,452.41	0.47%
Wastewater Reserve	2,513,447.46	8,288.61	1,535.00	2,523,271.07	0.33%
Field/admin Fund	232,377.31	1,188.01	52,382.50	285,947.82	0.42%
Funds in Trust	730,815.81	3,349.24	1,842.13	736,007.18	0.46%
Total Investments	\$21,626,564.82	\$84,497.72	\$901,275.89	\$22,612,338.43	0.37%

RUBIDOUX COMMUNITY SERVICES DISTRICT
 CASH ASSET SCHEDULE
 INVESTMENT ACTIVITY
 FOR PERIOD JANUARY 1, 2017 THRU JANUARY 31, 2017
 CASH BASIS
 FIRE MITIGATION

<u>DATE</u>	<u>INSTITUTION</u>	<u>INSTRUMENT</u>	<u>MATURITY</u>	<u>STATUS</u>	<u>PURCHASE / REDEEM</u>	<u>INT. RATE</u>	<u>INTEREST</u>	<u>PAR/ BALANCE</u>	<u>TOTAL</u>
1/1/2017	Premier Bank	CD		Beg. Bal.				170,000.20	
	Premier Bank			Interest		1.00	-	170,000.20	
	Premier Bank			Redeem				170,000.20	
1/31/2017	Premier Bank	CD	4/3/2018	Purchase				170,000.20	
1/1/2017	Premier Bank	Checking		Beg. Bal.				8,835.50	
	Premier Bank	Fire Mitig		Activity		0.00	-	8,835.50	
1/31/2017	Premier Bank			End Bal.				8,835.50	
1/1/2017	LAIF	Fire Mitigation		Beg. Bal.				1,114,691.16	
	LAIF			Interest		0.75	1,994.12	1,116,685.28	
1/31/2017	LAIF			Activity				1,116,685.28	
1/1/2017	Premier Bank	Safekeeping		Beg. Bal.				11,800.62	
	Premier Bank			Activity		0.00	-	-	
1/31/2017	Premier Bank			End Bal.				11,800.62	1,307,321.60

RUBIDOUX COMMUNITY SERVICES DISTRICT
 CASH ASSET SCHEDULE
 INVESTMENT ACTIVITY
 FOR PERIOD JANUARY 1, 2017 THRU JANUARY 31, 2017
 CASH BASIS
 WASTEWATER CIP FUNDS

<u>DATE</u>	<u>INSTITUTION</u>	<u>INSTRUMENT</u>	<u>MATURITY</u>	<u>STATUS</u>	<u>PURCHASE / REDEEM</u>	<u>INT. RATE</u>	<u>INTEREST</u>	<u>PAR/ BALANCE</u>	<u>TOTAL</u>
1/1/2017	LAIF	Sewer Mainline		Beg. Bal.				2,381,176.20	
1/31/2017	LAIF			Interest Activity	(30,229.70)	0.75	4,259.79	2,385,435.99	
	LAIF							2,355,206.29	
1/1/2017	LAIF	Sewer WWR		Beg. Bal.				52,546.34	
1/31/2017	LAIF			Interest Activity	8,752.50	0.75	94.00	52,640.34	
	LAIF							61,392.84	
1/1/2017	CBB-CDARS		CD	Beg. Bal.				600,000.00	
1/31/2017	CBB-CDARS			Interest Redeem	25.47	0.05	-	600,000.00	
	CBB-CDARS			Purchase	-			600,000.00	
	CBB-CDARS		2/23/2017		-			600,000.00	
1/1/2017	CBB-CDARS		CD	Beg. Bal.				600,000.00	
1/31/2017	CBB-CDARS			Interest Redeem	25.49	0.05	-	600,000.00	
	CBB-CDARS			Purchase	-			600,000.00	
	CBB-CDARS		6/1/2017		-			600,000.00	
1/1/2017	CBB	Safekeeping		Beg. Bal.				68,814.78	
1/31/2017	CBB			Activity End Bal.	-	0.10	50.96	68,865.74	3,685,464.87

RUBIDOUX COMMUNITY SERVICES DISTRICT
 CASH ASSET SCHEDULE
 INVESTMENT ACTIVITY
 FOR PERIOD JANUARY 1, 2017 THRU JANUARY 31, 2017
 CASH BASIS
 WATER CIP FUNDS

<u>DATE</u>	<u>INSTITUTION</u>	<u>INSTRUMENT</u>	<u>MATURITY</u>	<u>STATUS</u>	<u>PURCHASE / REDEEM</u>	<u>INTEREST RATE</u>	<u>INTEREST</u>	<u>PAR/ BALANCE</u>	<u>TOTAL</u>
1/1/2017	LAIF	Water Mainline		Beg. Bal.		0.75		818,627.67	
1/31/2017	LAIF			Interest			1,464.48	820,092.15	
	LAIF			Activity				820,092.15	
1/1/2017	Premier Bank	CD		Beg. Bal.		1.00		575,000.00	
	Premier Bank			Activity				575,000.00	
	Premier Bank			Redeem				575,000.00	
1/31/2017	Premier Bank	CD	4/3/2018	Purchase				575,000.00	
1/1/2017	Citizens Bus	CD		Beg. Bal.		0.25		225,000.00	
	Citizens Bus			Activity				225,000.00	
	Citizens Bus			Redeem		n/a		225,000.00	
1/31/2017	Citizens Bus	CD	5/9/2017	Purchase				225,000.00	
1/1/2017	CBB-CDARS	CD		Beg. Bal.		0.05		500,000.00	
	CBB-CDARS			Activity				500,062.33	
	CBB-CDARS			Redeem	(500,062.33)	n/a	62.33		
1/31/2017	CBB-CDARS	CD	4/27/2017	Purchase	500,000.00			500,000.00	
1/1/2017	CBB-CDARS	CD		Beg. Bal.		0.05		630,000.00	
	CBB-CDARS			Activity				630,078.55	
	CBB-CDARS			Redeem	(630,078.55)	n/a	78.55		
1/31/2017	CBB-CDARS	CD	1/26/2017	Purchase	630,000.00			630,000.00	

RUBIDOUX COMMUNITY SERVICES DISTRICT
 CASH ASSET SCHEDULE
 INVESTMENT ACTIVITY
 FOR PERIOD JANUARY 1, 2017 THRU JANUARY 31, 2017
 CASH BASIS

1/1/2017	Premier Bank	Safekeeping	Beg. Bal.	40,010.23
	Premier Bank		Activity	40,010.23
1/31/2017	Premier Bank		End Bal.	40,010.23
1/1/2017	CBB	Safekeeping	Beg. Bal.	16,666.97
	CBB		Activity	-
1/31/2017	CBB		End Bal.	16,807.85
				2,806,910.23

RUBIDOUX COMMUNITY SERVICES DISTRICT
 CASH ASSET SCHEDULE
 INVESTMENT ACTIVITY
 FOR PERIOD JANUARY 1, 2017 THRU JANUARY 31, 2017
 CASH BASIS
 OPERATING FUNDS

<u>DATE</u>	<u>INSTITUTION</u>	<u>INSTRUMENT</u>	<u>MATURITY</u>	<u>STATUS</u>	<u>DEPOSIT/ WITHDRAW</u>	<u>INTEREST RATE</u>	<u>INTEREST</u>	<u>PAR/ BALANCE</u>	<u>TOTAL</u>
1/1/2017	Premier Bank	Checking-Gen.		Beg. Bal.				98,856.50	
1/31/2017	Premier Bank			Deposits	2,325,421.97	0.00	-	2,424,278.47	
	Premier Bank			Disbursements	(2,261,666.24)			162,612.23	
1/1/2017	Premier Bank	Checking		Beg. Bal.				581,229.50	
1/31/2017	Premier Bank	Property Tax		Deposits	852,494.37	0.00	-	1,433,723.87	
	Premier Bank			Disbursements	(935,000.00)			498,723.87	
1/1/2017	Premier Bank	Checking-Sewer		Beg. Bal.				4,118.96	
1/31/2017	Premier Bank			Deposits	241,300.29	0.00	-	245,419.25	
	Premier Bank			Disbursements	(213,161.42)			32,257.83	
1/1/2017	Premier Bank	Checking-Water		Beg. Bal.				674,877.19	
1/31/2017	Premier Bank			Deposits	973,537.63	0.00	-	1,648,414.82	
	Premier Bank			Disbursements	(1,090,073.12)			558,341.70	
1/1/2017	Premier Bank	Checking-W.R.		Beg. Bal.				9,359.93	
1/31/2017	Premier Bank			Deposits	-	0.00	-	9,359.93	
	Premier Bank			Disbursements	(710.80)			8,649.13	

RUBIDOUX COMMUNITY SERVICES DISTRICT
 CASH ASSET SCHEDULE
 INVESTMENT ACTIVITY
 FOR PERIOD JANUARY 1, 2017 THRU JANUARY 31, 2017
 CASH BASIS
 OPERATING FUNDS

<u>DATE</u>	<u>INSTITUTION</u>	<u>INSTRUMENT</u>	<u>MATURITY</u>	<u>STATUS</u>	<u>DEPOSIT/ WITHDRAW</u>	<u>INTEREST RATE</u>	<u>INTEREST</u>	<u>PAR/ BALANCE</u>	<u>TOTAL</u>
1/1/2017	Premier Bank	Checking-COP		Beg. Bal				61,539.69	
1/31/2017	Premier Bank			Deposits	-	0.00	-	61,539.69	
1/31/2017	Premier Bank			Disbursements	(2,025.80)			59,513.89	
1/1/2017	Premier Bank	CD		Beg. Bal.				255,000.00	
1/31/2017	Premier Bank			Activity		1.00	-	255,000.00	
1/31/2017	Premier Bank			Redeem				255,000.00	
1/31/2017	Premier Bank	CD	5/3/2017	Purchase	-			255,000.00	
1/1/2017	Premier Bank	Operations		Beg. Bal				17,743.64	
1/31/2017	Premier Bank	Safekeeping		Deposits	-	0.00		17,743.64	
1/31/2017	Premier Bank			Disbursements				17,743.64	
1/1/2017	LAIF	Gen. Fund-Prop Tax		Beg. Bal				1,610,564.30	
1/31/2017	LAIF	Qtrly. Interest		Deposits	1,155,000.00	0.75	2,881.21	2,768,445.51	
1/31/2017	LAIF			Disbursements	-			2,768,445.51	
1/1/2017	LAIF	Water Op.		Beg. Bal				227,901.65	
1/31/2017	LAIF	Qtrly. Interest		Deposits	385,000.00	0.75	407.70	613,309.35	
1/31/2017	LAIF			Disbursements	(579,379.90)			33,929.45	
1/1/2017	LAIF	Sewer Op.		Beg. Bal				645,706.66	
1/31/2017	LAIF	Qtrly. Interest		Deposits	65,229.70	0.75	1,155.13	712,091.49	
1/31/2017	LAIF			Disbursements	(248,752.50)			463,338.99	4,858,556.24

RUBIDOUX COMMUNITY SERVICES DISTRICT
 CASH ASSET SCHEDULE
 INVESTMENT ACTIVITY
 FOR PERIOD JANUARY 1, 2017 THRU JANUARY 31, 2017
 CASH BASIS
 RESERVED FUNDS

<u>DATE</u>	<u>INSITUITION</u>	<u>INSTRUMENT</u>	<u>MATURITY</u>	<u>STATUS</u>	<u>DEPOSIT/ WITHDRAW</u>	<u>INTEREST RATE</u>	<u>INTEREST</u>	<u>PAR/ BALANCE</u>	<u>TOTAL</u>
1/1/2017	LAIF	Water Op. Reserve		Beg. Bal				3,250,073.97	
	LAIF	Qtrly. Interest		Deposits	79,437.54	0.75	5,814.20	3,335,325.71	
1/31/2017	LAIF			Disbursements	(100,000.00)			3,235,325.71	
1/1/2017	LAIF	W.R.		Beg. Bal				512,264.31	
	LAIF	Qtrly. Interest		Deposits	13,900.58	0.75	916.41	527,081.30	
1/31/2017	LAIF			Disbursements	-			527,081.30	
1/1/2017	LAIF	COP-Payback		Beg. Bal				2,548,339.79	
	LAIF	Qtrly. Interest		Deposits	93,553.78	0.75	4,558.84	2,646,452.41	
1/31/2017	LAIF			Disbursements	-			2,646,452.41	
1/1/2017	LAIF	Field/Admin Bldg.		Beg. Bal				277,962.56	
	LAIF	Qtrly Interest		Deposits	7,488.00	0.75	497.26	285,947.82	
1/31/2017	LAIF			Disbursements	-			285,947.82	
1/1/2017	LAIF	Wastewater Reserve		Beg. Bal				2,518,765.14	
	LAIF	Qtrly. Interest		Deposits	-	0.75	4,505.93	2,523,271.07	
1/31/2017	LAIF			Disbursements				2,523,271.07	9,218,078.31

RUBIDOUX COMMUNITY SERVICES DISTRICT
 CASH ASSET SCHEDULE
 INVESTMENT ACTIVITY
 FOR PERIOD JANUARY 1, 2017 THRU JANUARY 31, 2017
 CASH BASIS
 FUNDS IN TRUST

<u>DATE</u>	<u>INSTITUTION</u>	<u>INSTRUMENT</u>	<u>MATURITY</u>	<u>STATUS</u>	<u>PURCHASE / REDEEM</u>	<u>INTEREST RATE</u>	<u>INTEREST</u>	<u>PAR/ BALANCE</u>	<u>TOTAL</u>
1/1/2017	U.S. Bank	COP's Refunding-Series 1998 Install Sale			-	0.17	1,244.15	732,142.90	
1/31/2017		Reserve-LAIF		730,039.45	-	0.59		733,387.05	
1/1/2017	Premier Bank	Fiscal Agent-SRL MIN Plant		Beg. Bal		0.20	0.00	2,620.13	
1/31/2017				Deposits				2,620.13	
				Disbursements				2,620.13	736,007.18

TOTAL CASH FUNDS

22,612,338.43

RCSD PORTFOLIO HOLDINGS REPORT
 JANUARY 31, 2017

<u>Par \$</u>	<u>Issuer</u>	<u>Maturity</u>	<u>Acquisition Cost</u>	<u>Current Market</u>	<u>Gain/Loss</u>	<u>Yld Mat</u>
---------------	---------------	-----------------	-------------------------	-----------------------	------------------	----------------

AGENCY

Subtotals

U.S. TREASURIES

COMMERCIAL PAPER

Subtotals

COLLATERALIZED TIME DEPOSITS

170,000.00	Premier	4/3/2018	170,000.20	170,000.20		0.60
500,000.00	Citizens CDARS	4/27/2017	500,000.00	500,000.00		0.05
630,000.00	Citizens CDARS	4/27/2017	630,000.00	630,000.00		0.05
575,000.00	Premier	4/3/2018	575,000.00	575,000.00		0.60
255,000.00	Premier	5/3/2017	255,000.00	255,000.00		0.60
600,000.00	Citizens CDARS	2/23/2017	600,000.00	600,000.00		0.05
600,000.00	Citizens CDARS	6/1/2017	600,000.00	600,000.00		0.05
225,000.00	Citizens Business Bank	5/9/2017	225,000.00	225,000.00		0.25
	Subtotals		3,555,000.20	3,555,000.20		

CASH EQUIVALENT & MONEY MARKET

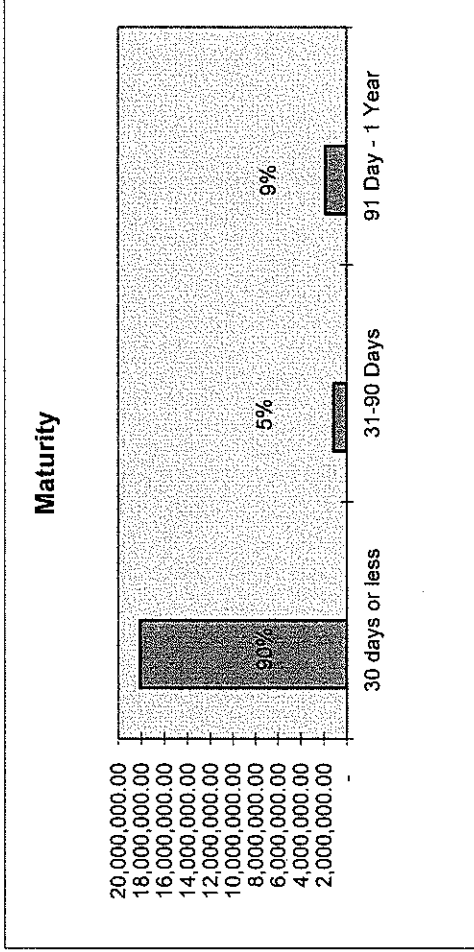
16,837,168.82	LAIF	-	16,837,168.82	16,837,168.82		0.37
507,559.37	CHECK-PPBI-Fire- Prop tax		507,559.37	507,559.37		-
155,228.08	SAFEKEEPING		155,228.08	155,228.08		-
	Subtotals		17,499,956.27	17,499,956.27		

GRAND TOTALS

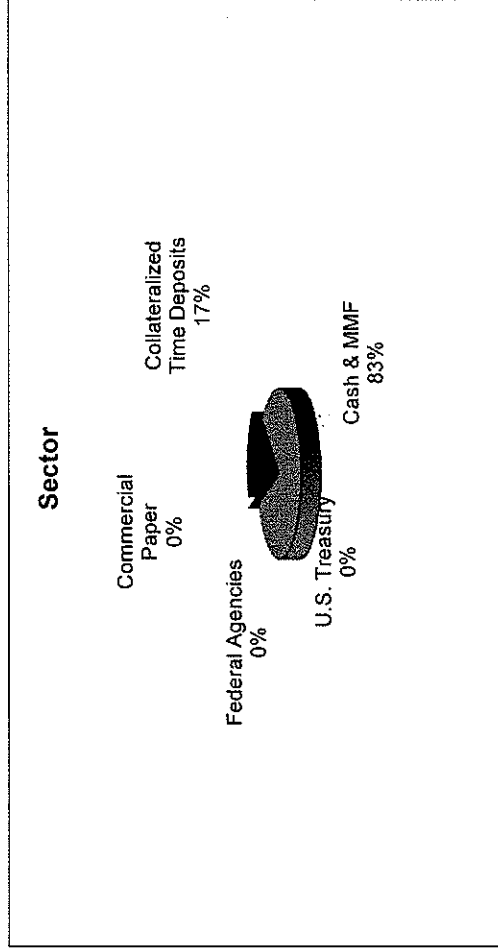
21,054,956.47 21,054,956.47

RCSD Investment Portfolio
January 31, 2017

Maturity	Assets
30 days or less	18,099,956.27
31-90 Days	1,130,000.00
91 Day - 1 Year	1,825,000.20
Total	21,054,956.47



Sector	
Cash & MMF	17,499,956.27
U.S. Treasury	-
Federal Agencies	-
Commercial Paper	-
Collateralized Time Deposits	3,555,000.20
Total	21,054,956.47




10. PRESENT DISTRICT'S WATER REPLACEMENT PROGRAM
AND ASSOCIATED PROJECTS TO THE BOARD: **DM 2017-07**

Rubidoux Community Services District

Board of Directors

Christopher Barajas
Armando Muniz
Bernard Murphy
F. Forest Trowbridge
Ruth Anderson Wilson



Secretary-Manager

David D. Lopez

Water Resource Management Refuse Collection Street Lights Fire / Emergency Services Weed Abatement

DIRECTORS MEMORANDUM 2017-07

February 16, 2017

To: Rubidoux Community Services District
 Board of Directors

Subject: Presentation on Past and Current Water Replacement Funded Projects

BACKGROUND:

The Rubidoux Community Services District has accessed and collected Water Replacement charges as part of monthly fixed and variable unit charges. In the early 1990's, the Water Replacement Fund was the brain-child of past RCSD Director Jim Gould and embraced by the full Board. When collected these monies are earmarked and segregated for needed repair and replacement of existing water infrastructure and appurtenances. Depending upon the season, typical assessment range from \$10,000.00± to \$15,000.00± per month. Incidentally, the Water Replacement Fund has a Fund Balance of \$527,081.30 as of January 31, 2017.


Tonight's presentation by Staff will revisit past Water Replacement Projects.

PRESENTATION BY STAFF

RECOMMENDATION:

No recommendation necessary, a status report.

Respectfully,



David D. Lopez
Secretary-Manager

11. DIRECTORS COMMENTS – NON-ACTION

12. ADJOURNMENT