


Rubidoux Community Services District

Board of Directors

Armando Muniz
Bernard Murphy
F. Forest Trowbridge
Hank Trueba Jr.

Secretary-Manager

David D. Lopez



Water Resource Management Refuse Collection Street Lights Fire / Emergency Services Weed Abatement

NOTICE AND AGENDA FOR THE RUBIDOUX COMMUNITY SERVICES DISTRICT BOARD MEETING 4:00 PM, January 17, 2019

1. Call to Order - Director Trueda, President
2. Pledge of Allegiance
3. Roll Call
4. Approval of Minutes for December 20, 2018, Regular Board Meeting
5. Consideration to Ratify and/or Approve:
 - A) Ratify January 4, 2019, Salaries, Expense and Transfers
 - B) Approve January 18, 2019, Salaries, Expenses and Transfers
6. Acknowledgements - Members of the public may address the Board at this time on any non-agenda matter.
7. Correspondence and Related Information
8. Manager's Report:
 - a) Operations Report
 - b) Incident and Emergency Report

ACTION ITEMS:

9. Consideration to Review Board Candidate(s) Application(s) Submitted and Make Appointment to Fill Board Vacancy: **DM 2019-01**
10. Receive and File Statement of Cash Asset Schedule Report Ending December 2018: **DM 2019-02**
11. **CLOSED EXECUTIVE SESSION** - Pursuant to Government Code Section 54956.9: Legal Counsel Status on Litigation Case No. CVDS 1310520, City of Riverside vs. Rubidoux Community Services District
12. Directors Comments - Non-action
13. Adjournment

Closed Session: At any time during the regular session, the Board may adjourn to a closed executive session to consider matter of litigation, personnel, negotiations, or to deliberate on decisions as allowed and pursuant with the open meetings laws. Discussion of litigation is within the Attorney/Client privilege and may be held in closed session.

Authority: Government code 11126-(a) (d) (q).

4. APPROVAL OF MINUTES FOR DECEMBER 20, 2018,
REGULAR BOARD MEETING

**MINUTES OF REGULAR MEETING
December 20, 2018
RUBIDOUX COMMUNITY SERVICES DISTRICT**

DIRECTORS PRESENT: Bernard Murphy
Hank Trueba, Jr.
Armando Muniz
F. Forest Trowbridge

DIRECTORS ABSENT:

STAFF PRESENT: Dave Lopez, General Manager
Steve Appel, Assistant General Manager
Krysta Krall, Manager Fiscal Services
Brian Jennings, Budgeting/Accounting Manager

Call to order: the meeting of the Board of Directors of the Rubidoux Community Services District by President Trueba, at 4:00 P.M., Thursday, December 20, 2018, at the District Office, 3590 Rubidoux Boulevard, Jurupa Valley, California.

ITEM 4. APPROVAL OF MINUTES

Approval of Minutes for December 6, 2018, Regular Board Meeting.

Director Muniz moved and Director Trueba seconded to approve the December 6, 2018 Minutes.

Ayes – 4 (Murphy, Trueba, Muniz, Trowbridge)

Noes – 0

The motion was carried unanimously.

ITEM 5. Consideration to approve the Salaries, Expenses and Transfers.

Consideration to approve December 21, 2018, Salaries, Expenses and Transfers.

Director Muniz moved and Director Trowbridge seconded to Approve the December 21, 2018, Salaries, Expenses and Transfers.

Ayes – 4 (Murphy, Trueba, Muniz, Trowbridge)

Noes - 0

The motion was carried unanimously.

ITEM 6. PUBLIC ACKNOWLEDGE OF NON-AGENDA MATTERS

There were no members of the public to address the Board.

ITEM 7. CORRESPONDENCE AND RELATED INFORMATION

The first piece of information was from the *California Water News Daily*. This article was regarding the Colorado River Drought Contingency Plan, which was approved by the Metropolitan Water District Board. The next piece of information was from Water-Technology, regarding Microvi's technology having been chosen to treat nitrate in groundwater of Cucamonga Valley, CA. It will provide annually potentially over 2 billion gallons of drinking water. They will bring three wells on line. The final article is also from *California Water News Daily*. This article discussed about the E. coli outbreak from romaine lettuce which was traced back to at least one California farm reservoir.

ITEM 8. MANAGER'S REPORT

Operations Report:

Well No. 8 had repairs completed. The spider bearings were fixed as well as a cleaning and wire brushed the casing. Traditionally this well produces 1,500 gpm and is now producing 1,800 gpm. Also, the development of the Ruth Wilson Well 1A should be mobilizing after the first of the year.

Emergency and Fire Report:

In the Incident Report for November 1 – November 30, 2018, there were a total of 235 calls, in comparison to the same period in 2017, there were a total of 265 calls. The year to date total is 2,715, compared to 2,811 in 2017.

ITEM 9. Receive and File Statement of Cash Asset Schedule Ending November 2018. DM 2018-78.

BACKGROUND

Attached for the Board of Directors' consideration is the November 2018 Statement of Cash Asset Schedule Report for all District Fund Accounts. Our YTD interest is \$166,259.00 for District controlled accounts. With respect to District "Funds in Trust", we show \$7,528.00 which has been earned and posted. The District has a combined YTD interest earned total of \$173,783.94 as of November 30, 2018.

With respect to the District's Operating Funds (Excluding Restricted Funds and Operating Reserves), we show a balance of \$5,194,557.00 ending November 30, 2018. That's **\$764,270.00 LESS** than July 1, 2018, beginning balance of \$5,958,827.00.

Further, the District's Field/Admin Fund current fund balance is just over \$423,300.00.

Submitted for the Board of Directors consideration is the *November 2018, Statement of Cash Asset Schedule Report* for your review and acceptance this afternoon.

Director Muniz moved and Director Trowbridge seconded to Receive and File the Statement of Cash for the Month of November 2018 for the Rubidoux Community Services District.

Ayes – 4 (Murphy, Trueba, Muniz, Trowbridge)

Noes - 0

The motion was carried unanimously.

ITEM 10. Consideration and Authorization to Adjust Employees Holiday Work Schedule. DM 2018-79.

BACKGROUND

Four years ago, in 2014, the Rubidoux Community Services District saved about \$30,000.00 due to the appointment of election candidates (No election Costs). Again in 2018, the Rubidoux Community Services District did not have a general election and consequently, appointments of candidates were made in lieu of an election saving the District about \$30,000.00.

At that time, it was the desire of the Personnel Committee Members (Director's Wilson and Muniz, See DM 2014-56) to recognize and reward the good work of our employees. The result was to adjust the work schedules to give half of our employees the Christmas week off and reciprocate the following week with the remainder of our employees getting the New Year's week off. We were able to accomplish the week off with a modified work schedule. This year December 24th and December 31st fall on Mondays and the Rubidoux CSD Memorandum of Understanding (MOU) states the following: ***"the District shall observe December 24th and December 31st whenever those days fall on Monday"*** ... Consequently, the District offices will be opened the weeks following Christmas and New Year's days... Wednesday thru Friday. Staff suggests giving our Monday thru Thursday scheduled Staff off the Christmas week and our Tuesday thru Friday Staff off the New Year's week. Half of our employees will get Christmas week off and the other half get New Year's week off.

Again, we are still open Wednesday through Friday of those above weeks offering full services.

Please Note, there is no additional fiscal impact to the salaries and budgets by authorizing the proposed schedule adjustment above. It's Revenue Neutral.

Director Muniz moved and Director Trowbridge seconded for the Rubidoux Community Services District to Authorize the General Manager to schedule employees off as prescribed above with No Closure to the normal District field or office hours when Christmas and New Year's fall on Tuesday.

Ayes – 4 (Murphy, Trueba, Muniz, Trowbridge)

Noes - 0

The motion was carried unanimously.

ITEM 11. Acceptance of Director Barajas' "Letter of Resignation" from the Board and Direct Staff to Notify the Registrar of Voters of Intent to Make an Appointment. DM 2018-80.

BACKGROUND

Attached for the Board of Directors' review is Government Code Section 1780, Chapter 4, Article 2, which addresses Board Vacancies. More specifically, the Board must now act to replace Director Barajas. The Rubidoux Community Services District Board of Directors has always opted to make an appointment to the Board. However, we will disclose all options for our consideration this afternoon.

As to the issue of a Board vacancy, the Rubidoux Community Services District Board of Directors options are more specifically summarized below;

1. From the effective date of notification, December 7, 2018, the Board of directors may elect to make an appointment to fill the vacancy. Such appointment must be within the prescribed sixty (60) day time frame.

or

2. Within this same sixty (60) day period the Board may call an election on the next established election date. In the event there is not a general election scheduled within the sixty (60) days, a special election would be called. In either case the cost of such an election will be the responsibility of the District.

If the Board of Directors is unable or unwilling to fill the vacancy by appointment or calling of an election, the County Board of Supervisors of Riverside County may fill the vacancy within ninety (90) days from the effective date of the vacancy.

In the unlikely event the County Board of Supervisors does not act, the District Board must call a special election (at its own cost estimated between \$25k to \$35k).

The Tentative Appointment Schedule below is intended to have the replacement seated and engaged prior to the District's Budget Process scheduled for April/May 2019. As such, staff proposes the following schedule:

- ⇒ December 20, 2018, the Board Acts to appoint for the unexpired term Running thru December 2020.
- ⇒ Authorize the "Notice of Board Vacancy" for posting on As Soon As Possible.
- ⇒ Interviews with appointment would occur at a Regular Board Meeting.

Director Trueba moved, and Director Muniz seconded the Rubidoux Community Services Board of Directors:

Ayes – 4 (Murphy, Trueba, Muniz, Trowbridge)
Noes – 0

The motion was carried unanimously.

ITEM 12. CLOSED EXECUTIVE SESSION – Pursuant to Government code Section 54957.6: Consideration of Public Employee Appointment.

The Board approved an employment contract with changes, subject to District legal counsel review.

ITEM 13. Directors Comments.

Director Trueba adjourned the meeting at 4:54 pm.

5. CONSIDERATION TO RATIFY AND/OR APPROVE:

- A) Ratify January 4, 2019 Salaries, Expenses and Transfers
- B) Approve January 18, 2019 Salaries, Expenses and Transfers

RUBIDOUX COMMUNITY SERVICES DISTRICT
 JANUARY 3, 2019 (BOARD MEETING)
FUND TRANSFER RATIFICATION

NET PAYROLL 1/11/19	** INCLUDED AT 12/20/18 BOARD MEETING	
WIRE TRANSFER: FEDERAL PAYROLL TAXES		-
WIRE TRANSFER: STATE PAYROLL TAXES		-
WIRE TRANSFER: TO CREDIT UNION		-
WIRE TRANSFER: PERS RETIREMENT		-
WIRE TRANSFER: PERS HEALTH PREMIUMS		-
WIRE TRANSFER: SECTION 125		-
WIRE TRANSFER: SECTION 457		-

CHECKING ACCOUNT TRANSFERS FOR ACCOUNTS PAYABLE:

1/4/2019 WATER FUND TO GENERAL FUND-Payables	77,521.01
WATER FUND TO GENERAL FUND-Trash	138,788.08
WATER FUND TO SEWER FUND	137,315.45
SEWER FUND TO GENERAL FUND-Payables	221,771.26

INTERFUND TRANSFERS:

1/4/2019 SEWER FUND CHECKING TO LAIF SEWER OP	-
LAIF SEWER OP TO SEWER FUND CHECKING	85,000.00
GENERAL FUND CHECKING TO LAIF PROP TAX	650,000.00
GEN FUND PROP TAX TO GENERAL FUND CHECKING	615,000.00
GENERAL FUND PROP TAX TO LAIF PROP TAX	-
LAIF GENERAL TO GENERAL FUND CHECKING	-
WATER FUND CHECKING TO LAIF-COP PAYBACK	4,300.00
WATER FUND CHECKING TO LAIF-W.R.	31,700.00
LAIF WATER ML TO LAIF WATER OP	-
LAIF WATER OP TO WATER FUND CHECKING	-
LAIF WATER RESERVE TO LAIF WATER OP	-
LAIF WATER REPLACE TO LAIF WATER OP	-
LAIF WATER OP TO LAIF WATER RESERVE	-
WATER FUND CHECKING TO LAIF WATER RESERVE	-
WATER FUND CHECKING TO LAIF WATER OP	287,000.00
WATER FUND CHECKING TO LAIF WATER MAINLINE	-
LAIF COP TO GENERAL FUND CHECKING	-

NOTES PAYABLE

<u>DESCRIPTION</u>	<u>BALANCE</u>	<u>PAYMENT</u>	<u>DUE DATE</u>
City of Riverside (Headworks Replacement)	-	Prin. 13,564	Pd in full 11/2/18
U.S. Bank Trust (1998 COP's Refunding)	3,660,000	Prin. -	Jun-19
U.S. Bank Trust (1998 COP's Refunding)	787,185	Intr. 93,330	Jun-19
MN Plant-State Revolving Loan	4,509,245	Prin. 124,138	Jul-19
MN Plant-State Revolving Loan	953,694	Intr. 57,960	Jul-19

AP Enter Bills Edit Report

Rubidoux Community Services District (RCSACT)

1/8/2019 7:18:50 AM

Batch: AAAAEE

Page 1

Tr. #	Vendor	Inv Date	Paid Out	Immediate	Credit Card Vendor	Due Date	Discount Date	Invoice #
PO Number		Immediate GL Account	GL Account		Check #		Payment Date	Discount
GL Date					Credit Card	CC Reference #		Total Invoice
1	BABCOCK E S SONS INC / BABCOCK, E S & SONS, IN							BL80888-0267
WTR ANALYSES		12/12/2018	N	N			1/11/2019 12/12/2018	\$0.00
1/3/2019					N			\$105.00
2	BABCOCK E S SONS INC / BABCOCK, E S & SONS, IN							BL80896-0267
LAB FEES		12/12/2018	N	N			1/11/2019 12/12/2018	\$0.00
1/3/2019					N			\$254.00
3	BABCOCK E S SONS INC / BABCOCK, E S & SONS, IN							BL81412-0267
WTR ANALYSES		12/17/2018	N	N			1/16/2019 12/17/2018	\$0.00
1/3/2019					N			\$96.00
4	BABCOCK E S SONS INC / BABCOCK, E S & SONS, IN							BL81418-0267
LAB FEES		12/17/2018	N	N			1/16/2019 12/17/2018	\$0.00
1/3/2019					N			\$95.00
5	BABCOCK E S SONS INC / BABCOCK, E S & SONS, IN							BL81524-0267
WTR ANALYSES		12/18/2018	N	N			1/17/2019 12/18/2018	\$0.00
1/3/2019					N			\$516.00
6	DUNBAR ARMORED / DUNBAR ARMORED INC.							4316076
ARMORED SVC		12/1/2018	N	N			12/31/2018 12/1/2018	\$0.00
1/3/2019					N			\$868.35
7	HACH CO. / HACH COMPANY							11256747
CHEMICALS		12/12/2018	N	N			1/11/2019 12/12/2018	\$0.00
1/3/2019					N			\$113.99
8	KH METALS / KH METALS & SUPPLY							0458830
FASTENERS		12/13/2018	N	N			1/12/2019 12/13/2018	\$0.00
1/3/2019					N			\$9.76
9	LUCE COMMUNICATIONS / LUCE COMMUNICATIONS:							121418621000090
JAN '19 PSTG		12/14/2018	N	N			1/13/2019 12/14/2018	\$0.00
1/3/2019					N			\$4,100.00
10	LUCE COMMUNICATIONS / LUCE COMMUNICATIONS:							22714180
WA41 FN 12/6		12/12/2018	N	N			1/11/2019 12/12/2018	\$0.00
1/3/2019					N			\$191.21
11	LUCE COMMUNICATIONS / LUCE COMMUNICATIONS:							2714181
CLSNG BILLS 12/6		12/12/2018	N	N			1/11/2019 12/12/2018	\$0.00
1/3/2019					N			\$2.93
12	MARTINEZ / MARTINEZ, EDUARDO							20181218
DMV/D2CERT/CONT EDU		12/18/2018	N	N			1/17/2019 12/18/2018	\$0.00
1/3/2019					N			\$320.00
13	MERIT OIL / MERIT OIL COMPANY							490711
GASOLINE		12/12/2018	N	N			1/11/2019 12/12/2018	\$0.00
1/3/2019					N			\$1,171.44
14	PRUDENTIAL OVERALL / PRUDENTIAL OVERALL SUP							22723919
FLOOR MATS/SUPPLIES		12/19/2018	N	N			1/18/2019 12/19/2018	\$0.00
1/3/2019					N			\$219.62
15	R&D MECHANICAL / R&D MECHANICAL SUPPLY, INC							11002410
PARTS/SUPPLIES		12/11/2018	N	N			1/10/2019 12/11/2018	\$0.00
1/3/2019					N			\$968.96
16	R&D MECHANICAL / R&D MECHANICAL SUPPLY, INC							11002411
PARTS		12/11/2018	N	N			1/10/2019 12/11/2018	\$0.00
1/3/2019					N			\$205.54
17	ROYAL WHOLESALE ELECTRIC / ROYAL WHOLESALE							6441-582856
SUPPLIES		12/14/2018	N	N			1/13/2019 12/14/2018	\$0.00
1/3/2019					N			\$145.53



 1/8/2019

AP Enter Bills Edit Report
Rubidoux Community Services District (RCSACT)
 Batch: AAAAEE

1/8/2019 7:18:50 AM

Page 2

Tr. #	Vendor	Inv Date	Paid Out	Immediate	Credit Card Vendor	Due Date	Discount Date	Invoice #
PO Number		Immediate GL Account	GL Account		Check #		Payment Date	Discount
GL Date					Credit Card			Total Invoice
					CC Reference #			
18	SCE / SCE							19J2323283572
SWR PMP ENRGY		12/19/2018	N	N		1/7/2019	12/19/2018	\$0.00
1/3/2019					N			\$286.43
19	SCE / SCE							19J2317748135
SWR PMP ENRGY		12/19/2018	N	N		1/7/2019	12/19/2018	\$0.00
1/3/2019					N			\$2,275.02
20	SCE / SCE							19J2036525988
SWR PMP ENRGY		12/19/2018	N	N		1/7/2019	12/19/2018	\$0.00
1/3/2019					N			\$767.29
21	SCE / SCE							19J3025964022
WTR PMP ENRGY		12/19/2018	N	N		1/7/2019	12/19/2018	\$0.00
1/3/2019					N			\$289.89
22	SO CAL TRUCKWORKS / SO CAL TRUCKWORKS							7532
R&M TRK		12/14/2018	N	N		1/13/2019	12/14/2018	\$0.00
1/3/2019					N			\$78.62
23	SO CAL TRUCKWORKS / SO CAL TRUCKWORKS							7542
R&M TRK		12/17/2018	N	N		1/16/2019	12/17/2018	\$0.00
1/3/2019					N			\$361.19
24	STREAMLINE / STREAMLINE							99042
WEBSITE		12/18/2018	N	N		1/17/2019	12/18/2018	\$0.00
1/3/2019					N			\$400.00
25	VALDEZ, MIGUEL / VALDEZ, MIGUEL							20181219
CONT EDU		12/19/2018	N	N		1/18/2019	12/19/2018	\$0.00
1/3/2019					N			\$461.45
26	BABCOCK E S SONS INC / BABCOCK, E S & SONS, IN							BL81528-0267
WTR ANALYSES		12/18/2018	N	N		1/17/2019	12/18/2018	\$0.00
1/3/2019					N			\$506.00
27	BABCOCK E S SONS INC / BABCOCK, E S & SONS, IN							BL81529-0267
LAB FEES		12/18/2018	N	N		1/17/2019	12/18/2018	\$0.00
1/3/2019					N			\$95.00
28	BABCOCK E S SONS INC / BABCOCK, E S & SONS, IN							BL81533-0267
WTR ANALYSES		12/18/2018	N	N		1/17/2019	12/18/2018	\$0.00
1/3/2019					N			\$96.00
29	BABCOCK E S SONS INC / BABCOCK, E S & SONS, IN							BL81535-0267
WTR ANALYSES		12/18/2018	N	N		1/17/2019	12/18/2018	\$0.00
1/3/2019					N			\$348.00
30	BABCOCK E S SONS INC / BABCOCK, E S & SONS, IN							BL81586-0267
WTR ANALYSES		12/18/2018	N	N		1/17/2019	12/18/2018	\$0.00
1/3/2019					N			\$630.00
31	BABCOCK E S SONS INC / BABCOCK, E S & SONS, IN							BL81609-0267
LAB FEES		12/18/2018	N	N		1/17/2019	12/18/2018	\$0.00
1/3/2019					N			\$292.00
32	BABCOCK E S SONS INC / BABCOCK, E S & SONS, IN							BL81713-0267
LAB FEES		12/19/2018	N	N		1/18/2019	12/19/2018	\$0.00
1/3/2019					N			\$95.00
33	BABCOCK E S SONS INC / BABCOCK, E S & SONS, IN							BL81715-0267
LAB FEES		12/19/2018	N	N		1/18/2019	12/19/2018	\$0.00
1/3/2019					N			\$254.00
34	BABCOCK E S SONS INC / BABCOCK, E S & SONS, IN							BL81716-0267
WTR ANALYSES		12/19/2018	N	N		1/18/2019	12/19/2018	\$0.00
1/3/2019					N			\$48.00

AP Enter Bills Edit Report
Rubidoux Community Services District (RCSACT)
 Batch: AAAAEE

1/8/2019 7:18:50 AM

Page 3

Tr. #	Vendor	Inv Date	Paid Out	Immediate	Credit Card Vendor	Due Date	Discount Date	Invoice #
PO Number		Immediate GL Account	GL Account		Check #		Payment Date	Discount
GL Date					Credit Card	CC Reference #		Total Invoice
35	BPS B'S POOL SUPPLIES / B.P.S. B's POOL SUPPLIES	12/12/2018	N	N				96473
	SODIUM HYPO					1/11/2019	12/12/2018	\$0.00
1/3/2019					N			\$437.32
36	CROWN ACE HARDWARE / CROWN ACE HARDWARE	12/19/2018	N	N				076798
	R&M OFC					1/18/2019	12/19/2018	\$0.00
1/3/2019					N			\$19.38
37	HACH CO. / HACH COMPANY	12/13/2018	N	N				11259213
	CHLORINE					1/12/2019	12/13/2018	\$0.00
1/3/2019					N			\$245.27
38	HACH CO. / HACH COMPANY	12/14/2018	N	N				11260982
	PUMP PARTS					1/13/2019	12/14/2018	\$0.00
1/3/2019					N			\$237.71
39	HARPER BURNS LLP / HARPER & BURNS LLP	12/1/2018	N	N				20181201.A
	NOV '18 LGL SVCS					12/31/2018	12/1/2018	\$0.00
1/3/2019					N			\$217.50
40	HARPER BURNS LLP / HARPER & BURNS LLP	12/1/2018	N	N				20181201.B
	CITY RVSD LITGN					12/31/2018	12/1/2018	\$0.00
1/3/2019					N			\$1,703.75
41	INDUSTRIAL FIRE / INDUSTRIAL FIRE PROTECTION	12/4/2018	N	N				EE02414
	R&M FIRE EXT					1/3/2019	12/4/2018	\$0.00
1/3/2019					N			\$951.04
42	KH METALS / KH METALS & SUPPLY	12/19/2018	N	N				0459484
	GAUGES/PAINT					1/18/2019	12/19/2018	\$0.00
1/3/2019					N			\$73.78
43	KRIEGER & STEWART / KRIEGER & STEWART, INC.	12/14/2018	N	N				42649
	WASTEWTR CNSLT					1/13/2019	12/14/2018	\$0.00
1/3/2019					N			\$175.00
44	KRIEGER & STEWART / KRIEGER & STEWART, INC.	12/14/2018	N	N				42650
	PRETRTMNT					1/13/2019	12/14/2018	\$0.00
1/3/2019					N			\$13,157.78
45	KRIEGER & STEWART / KRIEGER & STEWART, INC.	12/14/2018	N	N				42651
	WTR CNSLT					1/13/2019	12/14/2018	\$0.00
1/3/2019					N			\$3,762.50
46	KUMA TIRE / KUMA TIRE & WHEEL	12/19/2018	N	N				121313
	R&M EQUIP					1/18/2019	12/19/2018	\$0.00
1/3/2019					N			\$119.60
47	KUMA TIRE / KUMA TIRE & WHEEL	12/21/2018	N	N				121319
	R&M TRK					1/20/2019	12/21/2018	\$0.00
1/3/2019					N			\$22.00
48	MERIT OIL / MERIT OIL COMPANY	12/19/2018	N	N				491973
	GASOLINE					1/3/2019	12/19/2018	\$0.00
1/3/2019					N			\$1,252.73
49	NATIONAL PAVING CO / NATIONAL PAVING CO, INC	12/14/2018	N	N				40065
	CONCRETE WRK					1/13/2019	12/14/2018	\$0.00
1/3/2019					N			\$3,500.00
50	R&D MECHANICAL / R&D MECHANICAL SUPPLY, INC	12/12/2018	N	N				11002423
	COPPER TUBING					1/11/2019	12/12/2018	\$0.00
1/3/2019					N			\$1,404.18
51	R&D MECHANICAL / R&D MECHANICAL SUPPLY, INC	12/13/2018	N	N				11002424
	PARTS					1/12/2019	12/13/2018	\$0.00
1/3/2019					N			\$304.50

AP Enter Bills Edit Report
Rubidoux Community Services District (RCSACT)
 Batch: AAAAEE

1/8/2019 7:18:50 AM

Page 4

Tr. #	Vendor	Inv Date	Paid Out	Immediate	Credit Card Vendor	Due Date	Discount Date	Invoice #
PO Number		Immediate GL Account	GL Account		Check #		Payment Date	Discount
GL Date					Credit Card	CC Reference #		Total Invoice
52	R&D MECHANICAL / R&D MECHANICAL SUPPLY, INC	12/13/2018	N	N				I1002425
	GASKETS					1/12/2019	12/13/2018	\$0.00
1/3/2019					N			\$43.50
53	R&D MECHANICAL / R&D MECHANICAL SUPPLY, INC	12/20/2018	N	N				I1002430
	PARTS					1/19/2019	12/20/2018	\$0.00
1/3/2019					N			\$239.25
54	R&D MECHANICAL / R&D MECHANICAL SUPPLY, INC	12/20/2018	N	N				I1002431
	CURB STOPS					1/19/2019	12/20/2018	\$0.00
1/3/2019					N			\$783.00
55	R&D MECHANICAL / R&D MECHANICAL SUPPLY, INC	12/20/2018	N	N				I1002433
	CHLRINE INJCTRS					1/19/2019	12/20/2018	\$0.00
1/3/2019					N			\$837.38
56	R&D MECHANICAL / R&D MECHANICAL SUPPLY, INC	12/20/2018	N	N				I1002434
	PARTS					1/19/2019	12/20/2018	\$0.00
1/3/2019					N			\$1,672.58
57	R&D MECHANICAL / R&D MECHANICAL SUPPLY, INC	12/20/2018	N	N				I1002435
	GSKTS/TOOLS					1/19/2019	12/20/2018	\$0.00
1/3/2019					N			\$247.95
58	R&D MECHANICAL / R&D MECHANICAL SUPPLY, INC	12/18/2018	N	N				I1002436
	SUPPLIES					1/17/2019	12/18/2018	\$0.00
1/3/2019					N			\$522.00
59	RICHARDS, WATSON, GERSON / RICHARDS, WATS	12/14/2018	N	N				219857
	CITY RVSD LITGN					1/13/2019	12/14/2018	\$0.00
1/3/2019					N			\$4,459.47
60	RING BENDER / RING BENDER LLP	12/11/2018	N	N				08479
	CITY RVSD LITGN					1/10/2019	12/11/2018	\$0.00
1/3/2019					N			\$34,694.00
61	RIVERSIDE CITY / RIVERSIDE CITY	12/17/2018	N	N				00246713.A
	OCT '18 TRTMT					1/17/2019	12/17/2018	\$0.00
1/3/2019					N			\$131,200.25
62	RIVERSIDE CITY / RIVERSIDE CITY	12/17/2018	N	N				00246713.B
	OCT '18 SURCHG					1/17/2019	12/17/2018	\$0.00
1/3/2019					N			\$28,927.27
63	RIVERSIDE CNTY DEPT ENVIRONMENTAL / RIVERSIC	12/12/2018	N	N				IN0340174
	PERMIT 3590 RUBDX					1/31/2019	12/12/2018	\$0.00
1/3/2019					N			\$1,632.00
64	RIVERSIDE CNTY DEPT ENVIRONMENTAL / RIVERSIC	12/12/2018	N	N				IN0340075
	PERMIT 4282 EXMOOR					1/31/2019	12/12/2018	\$0.00
1/3/2019					N			\$842.00
65	RIVERSIDE CNTY DEPT ENVIRONMENTAL / RIVERSIC	12/12/2018	N	N				IN0340134
	PERMIT 3425 CRSTMRE					1/31/2019	12/12/2018	\$0.00
1/3/2019					N			\$1,105.00
66	SITEONE / SITEONE LANDSCAPE SUPPLY, LLC	12/14/2018	N	N				88398757-001
	WEED SPRAY					1/13/2019	12/14/2018	\$0.00
1/3/2019					N			\$167.08
67	SO CAL TRUCKWORKS / SO CAL TRUCKWORKS	12/21/2018	N	N				7563
	R&M TRK					1/20/2019	12/21/2018	\$0.00
1/3/2019					N			\$64.78
69	SCE / SCE	12/20/2018	N	N				19J2382968572
	WTR PMP ENRGY					1/8/2019	12/20/2018	\$0.00
1/3/2019					N			\$9,192.34

AP Enter Bills Edit Report
Rubidoux Community Services District (RCSACT)
 Batch: AAAAEE

1/8/2019 7:18:50 AM

Page 5

Tr. #	Vendor	Inv Date	Paid Out	Immediate	Credit Card Vendor	Due Date	Discount Date	Invoice #
PO Number		Immediate GL Account			Check #		Payment Date	Discount
GL Date					Credit Card	CC Reference #		Total Invoice
70	SPECIAL / SPECIAL DIST RISK MGMT AUTH							27938
JAN '19 DNTL INS		12/19/2018	N	N		1/10/2019	12/19/2018	\$0.00
1/3/2019					N			\$2,209.70
71	ULLOA / ULLOA, JIM							20181220
DIST CERTS/CONT EDU		12/20/2018	N	N		1/19/2019	12/20/2018	\$0.00
1/3/2019					N			\$674.07
72	UNITED RENTALS / UNITED RENTALS, INC							164499941-001
PAVING BRKR		12/19/2018	N	N		1/18/2019	12/19/2018	\$0.00
1/3/2019					N			\$925.57
73	WESTERN MUNICIPAL WATER / WESTERN MUNICIPA							IN10602
NOV '18 BRINE		12/14/2018	N	N		1/13/2019	12/14/2018	\$0.00
1/3/2019					N			\$1,590.00
74	RIVERSIDE CNTY DEPT ENVIRONMENTAL / RIVERSID							IN0340076
PERMIT 3450 DALY		12/12/2018	N	N		1/31/2019	12/12/2018	\$0.00
1/3/2019					N			\$842.00
75	CITY SOURCED INC / CITY SOURCED INC.							INV-100905
SUBS FEE SFTWR		10/15/2018	N	N		10/15/2018	10/15/2018	\$0.00
1/3/2019					N			\$6,600.00
76	CROWN ACE HARDWARE / CROWN ACE HARDWARE							076815
SPRY PNT		12/21/2018	N	N		1/20/2019	12/21/2018	\$0.00
1/3/2019					N			\$9.15
77	DURNEY DON / DURNEY, DON							20181215
DEC GRNDNG SVC		12/15/2018	N	N		1/14/2019	12/15/2018	\$0.00
1/3/2019					N			\$135.00
78	HACH CO. / HACH COMPANY							2161036
CREDIT		12/20/2018	N	N		1/19/2019	12/20/2018	\$0.00
1/3/2019					N			(\$76.08)
79	KUMA TIRE / KUMA TIRE & WHEEL							121346
R&M TRK		12/27/2018	N	N		1/26/2019	12/27/2018	\$0.00
1/3/2019					N			\$22.00
80	LEGEND PUMP / LEGEND PUMP & WELL							55296
WELL 18		12/20/2018	N	N		1/19/2019	12/20/2018	\$0.00
1/3/2019					N			\$1,840.00
81	PROACT SERVICES / PROACT SERVICES CORP.							228316
RNTL		12/26/2018	N	N		1/25/2019	12/26/2018	\$0.00
1/3/2019					N			\$9,697.50
82	SPECTRUM / SPECTRUM BUSINESS							0914404122618
INTRNT SVC 1/6-2/5		12/26/2018	N	N		1/15/2019	12/26/2018	\$0.00
1/3/2019					N			\$250.00
83	PRUDENTIAL OVERALL / PRUDENTIAL OVERALL SUP							22727845
FLOOR MTS		12/26/2018	N	N		1/25/2019	12/26/2018	\$0.00
1/3/2019					N			\$105.05
84	SCE / SCE							19J2024179475.A
FLD OFC UTLTY		12/22/2018	N	N		1/10/2019	12/22/2018	\$0.00
1/3/2019					N			\$138.37
85	SCE / SCE							19J2024179475.B
N03 PLT PMP ENRGY		12/22/2018	N	N		1/10/2019	12/22/2018	\$0.00
1/3/2019					N			\$5,965.01
86	SCE / SCE							19J2024179475.C
WTR PMP ENRGY		12/22/2018	N	N		1/10/2019	12/22/2018	\$0.00
1/3/2019					N			\$13,470.67

RUBIDOUX COMMUNITY SERVICES DISTRICT
 JANUARY 17, 2019 (BOARD MEETING)
FUND TRANSFER AUTHORIZATION

NET PAYROLL 1/25/19	68,000.00
WIRE TRANSFER: FEDERAL PAYROLL TAXES 1/28/19	24,000.00
WIRE TRANSFER: STATE PAYROLL TAXES 1/28/19	8,000.00
WIRE TRANSFER: TO CREDIT UNION	2,575.00
WIRE TRANSFER: PERS RETIREMENT	16,900.00
WIRE TRANSFER: PERS HEALTH PREMIUMS	-
WIRE TRANSFER: SECTION 125	110.00
WIRE TRANSFER: SECTION 457	2,630.00

CHECKING ACCOUNT TRANSFERS FOR ACCOUNTS PAYABLE:

1/18/2019 WATER FUND TO GENERAL FUND-Payables	83,747.46
WATER FUND TO GENERAL FUND-Trash	116,665.88
WATER FUND TO SEWER FUND	84,251.47
BUDGETED ADMIN WATER FUND TO GENERAL FUND - 2nd Qtr	150,000.00
SEWER FUND TO GENERAL FUND-Payables	23,941.26
BUDGETED ADMIN SEWER FUND TO GENERAL FUND - 2nd Qtr	125,000.00
BUDGETED ADMIN TRASH - 2nd Qtr	25,000.00

INTERFUND TRANSFERS:

1/18/2019 SEWER FUND CHECKING TO LAIF SEWER OP	-
LAIF SEWER OP TO SEWER FUND CHECKING	65,000.00
LAIF SEWER OP TO LAIF WASTEWATER REPLACEMENT	6,206.00
GENERAL FUND CHECKING TO LAIF PROP TAX	75,000.00
WATER FUND CHECKING TO LAIF-COP PAYBACK	60,300.00
WATER FUND CHECKING TO LAIF-W.R.	8,700.00
LAIF WATER OP TO WATER FUND CHECKING	200,000.00
LAIF WATER OP TO LAIF FIELD/ADMIN BLDG	4,591.50

NOTES PAYABLE

<u>DESCRIPTION</u>	<u>BALANCE</u>	<u>PAYMENT</u>	<u>DUE DATE</u>
U.S. Bank Trust (1998 COP's Refunding)	3,660,000 Prin.	-	Jun-19
U.S. Bank Trust (1998 COP's Refunding)	787,185 Intr.	93,330	Jun-19
MN Plant-State Revolving Loan	4,509,245 Prin.	124,138	Jul-19
MN Plant-State Revolving Loan	953,694 Intr.	57,960	Jul-19

AP Enter Bills Edit Report
Rubidoux Community Services District (RCSACT)
 Batch: AAAAEH

1/9/2019 3:55:43 PM

Page 1

Tr. #	Vendor	Inv Date	Paid Out	Immediate	Credit Card Vendor	Due Date	Discount Date	Invoice #
PO Number		Immediate GL Account	Immediate GL Account		Check #		Payment Date	Discount
GL Date					Credit Card	GC Reference #		Total Invoice
1	BABCOCK E S SONS INC / BABCOCK, E S & SONS, IN	12/26/2018	N	N				BL82184-0267
WTR ANALYSES						1/25/2019	12/26/2018	\$0.00
1/17/2019				N				\$64.00
2	BABCOCK E S SONS INC / BABCOCK, E S & SONS, IN	12/26/2018	N	N				BL82185-0267
WTR ANALYSES						1/25/2019	12/26/2018	\$0.00
1/17/2019				N				\$105.00
3	BABCOCK E S SONS INC / BABCOCK, E S & SONS, IN	12/26/2018	N	N				BL82272-0267
WTR ANALYSES						1/25/2019	12/26/2018	\$0.00
1/17/2019				N				\$168.00
4	BABCOCK E S SONS INC / BABCOCK, E S & SONS, IN	12/26/2018	N	N				BL82273-0267
WTR ANALYSES						1/25/2019	12/26/2018	\$0.00
1/17/2019				N				\$84.00
5	BABCOCK E S SONS INC / BABCOCK, E S & SONS, IN	12/26/2018	N	N				BL82274-0267
WTR ANALYSES						1/25/2019	12/26/2018	\$0.00
1/17/2019				N				\$168.00
6	BABCOCK E S SONS INC / BABCOCK, E S & SONS, IN	12/27/2018	N	N				BL82381-0267
LAB FEES						1/26/2019	12/27/2018	\$0.00
1/17/2019				N				\$254.00
7	BABCOCK E S SONS INC / BABCOCK, E S & SONS, IN	12/27/2018	N	N				BL82383-0267
LAB FEES						1/26/2019	12/27/2018	\$0.00
1/17/2019				N				\$95.00
8	BABCOCK E S SONS INC / BABCOCK, E S & SONS, IN	12/27/2018	N	N				BL82411-0267
WTR ANALYSES						1/26/2019	12/27/2018	\$0.00
1/17/2019				N				\$105.00
9	BABCOCK E S SONS INC / BABCOCK, E S & SONS, IN	12/27/2018	N	N				BL82412-0267
WTR ANALYSES						1/26/2019	12/27/2018	\$0.00
1/17/2019				N				\$210.00
10	BABCOCK E S SONS INC / BABCOCK, E S & SONS, IN	12/27/2018	N	N				BL82413-0267
LAB FEES						1/26/2019	12/27/2018	\$0.00
1/17/2019				N				\$95.00
11	BABCOCK E S SONS INC / BABCOCK, E S & SONS, IN	12/28/2018	N	N				BL82470-0267
LAB FEES						1/27/2019	12/28/2018	\$0.00
1/17/2019				N				\$95.00
12	BABCOCK E S SONS INC / BABCOCK, E S & SONS, IN	12/28/2018	N	N				BL82528-0267
WTR ANALYSES						1/27/2019	12/28/2018	\$0.00
1/17/2019				N				\$126.00
13	BABCOCK E S SONS INC / BABCOCK, E S & SONS, IN	12/28/2018	N	N				BL82532-0267
WTR ANALYSES						1/27/2019	12/28/2018	\$0.00
1/17/2019				N				\$504.00
14	BABCOCK E S SONS INC / BABCOCK, E S & SONS, IN	1/2/2019	N	N				BA90121-0267
LAB FEES						2/1/2019	1/2/2019	\$0.00
1/17/2019				N				\$95.00
15	BABCOCK E S SONS INC / BABCOCK, E S & SONS, IN	1/3/2019	N	N				BA90192-0267
WTR ANALYSES						2/2/2019	1/3/2019	\$0.00
1/17/2019				N				\$64.00
16	BABCOCK E S SONS INC / BABCOCK, E S & SONS, IN	1/3/2019	N	N				BA90199-0267
WTR ANALYSES						2/2/2019	1/3/2019	\$0.00
1/17/2019				N				\$96.00
17	BABCOCK E S SONS INC / BABCOCK, E S & SONS, IN	1/3/2019	N	N				BA90204-0267
WTR ANALYSES						2/2/2019	1/3/2019	\$0.00
1/17/2019				N				\$630.00

OK (Signature) 1/10/2019

AP Enter Bills Edit Report
 Rubidoux Community Services District (RCSACT)
 Batch: AAAAEH

1/9/2019 3:55:43 PM

Page 2

Tr. #	Vendor	Inv Date	Paid Out	Immediate	Credit Card Vendor	Due Date	Discount Date	Invoice #
PO Number		Immediate GL Account	Immediate GL Account		Check #		Payment Date	Discount
GL Date					Credit Card	CC Reference #		Total Invoice
18	BABCOCK E S SONS INC / BABCOCK, E S & SONS, IN	1/3/2019	N	N			2/2/2019	BA90217-0267
WTR ANALYSES							1/3/2019	\$0.00
1/17/2019					N			\$420.00
19	BABCOCK E S SONS INC / BABCOCK, E S & SONS, IN	1/4/2019	N	N			2/3/2019	BA90379-0267
LAB FEES							1/4/2019	\$0.00
1/17/2019					N			\$74.00
20	BABCOCK E S SONS INC / BABCOCK, E S & SONS, IN	1/4/2019	N	N			2/3/2019	BA90405-0267
LAB FEES							1/4/2019	\$0.00
1/17/2019					N			\$254.00
21	BABCOCK E S SONS INC / BABCOCK, E S & SONS, IN	1/4/2019	N	N			2/3/2019	BA90474-0267
LAB FEES							1/4/2019	\$0.00
1/17/2019					N			\$170.00
22	BABCOCK E S SONS INC / BABCOCK, E S & SONS, IN	1/4/2019	N	N			2/3/2019	BA90524-0267
LAB FEES							1/4/2019	\$0.00
1/17/2019					N			\$95.00
23	BABCOCK E S SONS INC / BABCOCK, E S & SONS, IN	1/7/2019	N	N			2/6/2019	BA90677-0267
WTR ANALYSES							1/7/2019	\$0.00
1/17/2019					N			\$48.00
24	BABCOCK E S SONS INC / BABCOCK, E S & SONS, IN	1/7/2019	N	N			2/6/2019	BA90680-0267
WTR ANALYSES							1/7/2019	\$0.00
1/17/2019					N			\$105.00
25	BABCOCK E S SONS INC / BABCOCK, E S & SONS, IN	1/7/2019	N	N			2/6/2019	BA90684-0267
LAB FEES							1/7/2019	\$0.00
1/17/2019					N			\$95.00
26	BABCOCK E S SONS INC / BABCOCK, E S & SONS, IN	1/7/2019	N	N			2/6/2019	BA90721-0267
LAB FEES							1/7/2019	\$0.00
1/17/2019					N			\$95.00
27	BABCOCK E S SONS INC / BABCOCK, E S & SONS, IN	1/8/2019	N	N			2/7/2019	BA90798-0267
LAB FEES							1/8/2019	\$0.00
1/17/2019					N			\$292.00
28	A-CHECK / A-CHECK GLOBAL, INC	12/28/2018	N	N			1/27/2019	59-0571070
EMPLYMT CK - HILL							12/28/2018	\$0.00
1/17/2019					N			\$88.75
29	ACORN / ACORN TECHNOLOGY SERVICE	1/1/2019	N	N			1/31/2019	51522.A
VIPRE/SONIC WALL							1/1/2019	\$0.00
1/17/2019					N			\$1,959.77
30	ACORN / ACORN TECHNOLOGY SERVICE	1/1/2019	N	N			1/31/2019	51522.B
JAN IT SUPT							1/1/2019	\$0.00
1/17/2019					N			\$2,725.00
31	AIRGAS / AIRGAS USA, LLC	12/28/2018	N	N			1/27/2019	9083912338
CO2 TNKS							12/28/2018	\$0.00
1/17/2019					N			\$84.36
32	AIRGAS / AIRGAS USA, LLC	12/31/2018	N	N			1/30/2019	9958955866
TNK RNTL							12/31/2018	\$0.00
1/17/2019					N			\$146.67
33	AQUA METRIC SALES / AQUA METRIC SALES CO	1/4/2019	N	N			2/3/2019	INV0072074
1.5" & 2" MTRS							1/4/2019	\$0.00
1/17/2019					N			\$3,737.85
34	AQUA METRIC SALES / AQUA METRIC SALES CO	1/4/2019	N	N			2/3/2019	INV0072075
3/4" MTRS							1/4/2019	\$0.00
1/17/2019					N			\$11,637.00

AP Enter Bills Edit Report
Rubidoux Community Services District (RCSACT)
 Batch: AAAAEH

1/9/2019 3:55:43 PM

Page 5

Tr. #	Vendor	Inv Date	Paid Out	Immediate	Credit Card Vendor	Due Date	Discount Date	Invoice #
PO Number		Immediate GL Account	Immediate GL Account		Check #		Payment Date	Discount
GL Date					Credit Card	CC Reference #		Total Invoice
69	SCE / SCE	1/7/2019	N	N				19J2283710317
	FIRE STN UTLTY					1/23/2019	1/7/2019	\$0.00
1/17/2019					N			\$965.08
70	SWRCB ACCOUNTING OFFICE / SWRCB - ACCOUNTI	12/19/2018	N	N				LW-1020662
	WTR SYSTM FEES					1/18/2019	12/19/2018	\$0.00
1/17/2019					N			\$23,150.00
71	SCG / SCG	1/3/2019	N	N				19J05925730565
	FIRE STN UTLTY					1/28/2019	1/3/2019	\$0.00
1/17/2019					N			\$510.01
72	SCG / SCG	1/3/2019	N	N				19J17882256005
	MAIN OFC UTLTY					1/28/2019	1/3/2019	\$0.00
1/17/2019					N			\$161.48
73	SCG / SCG	1/3/2019	N	N				19J01302181001
	FIELD OFC UTLTY					1/28/2019	1/3/2019	\$0.00
1/17/2019					N			\$37.77
74	THIEME / THIEME, JEFFREY	1/7/2019	N	N				20190107
	DMV PHYSCL					2/6/2019	1/7/2019	\$0.00
1/17/2019					N			\$75.00
75	TKE ENGINEERING / TKE ENGINEERING, INC.	10/18/2018	N	N				2018-350
	TCP VESSELS					1/17/2019	10/18/2018	\$0.00
1/17/2019					N			\$1,515.00
76	TKE ENGINEERING / TKE ENGINEERING, INC.	10/18/2018	N	N				2018536
	AVALON SWR IMPRVMT					1/17/2019	10/18/2018	\$0.00
1/17/2019					N			\$6,849.15
77	TKE ENGINEERING / TKE ENGINEERING, INC.	12/5/2018	N	N				2018-722
	TCP VESSELS					2/4/2019	12/5/2018	\$0.00
1/17/2019					N			\$1,670.12
78	TKE ENGINEERING / TKE ENGINEERING, INC.	12/5/2018	N	N				2018-723
	ARAMARK BRINE LINE					1/4/2019	12/5/2018	\$0.00
1/17/2019					N			\$13,276.54
79	UNDERGROUND SERVICE ALERT / UNDERGROUND	1/1/2019	N	N				1220180559
	DIG ALERTS					1/30/2019	1/1/2019	\$0.00
1/17/2019					N			\$80.95
80	WESTERN MUNICIPAL WATER / WESTERN MUNICIPA	12/28/2018	N	N				IN10652
	NOV '18 BRINE					1/27/2019	12/28/2018	\$0.00
1/17/2019					N			\$244.02
81	WESTERN MUNICIPAL WATER / WESTERN MUNICIPA	1/1/2019	N	N				RI3068
	JAN BRINE FIXED					1/30/2019	1/1/2019	\$0.00
1/17/2019					N			\$714.24
82	BABCOCK E S SONS INC / BABCOCK, E S & SONS, IN	1/8/2019	N	N				BA90859-0267
	WTR ANALYSES					2/7/2019	1/8/2019	\$0.00
1/17/2019					N			\$96.00
83	CARQUEST AUTO PARTS / CARQUEST AUTO PARTS	1/7/2019	N	N				7456-399860
	R&M TRK					2/6/2019	1/7/2019	\$0.00
1/17/2019					N			\$6.44
84	CHASE CARD SERVICES / CHASE CARD SERVICES	12/17/2018	N	N				19J68671342.A
	OFC SUPPLIES					1/11/2019	12/17/2018	\$0.00
1/17/2019					N			\$1,543.32
85	CHASE CARD SERVICES / CHASE CARD SERVICES	12/17/2018	N	N				19J68671342.B
	R&M JEEP					1/11/2019	12/17/2018	\$0.00
1/17/2019					N			\$57.07

AP Cash Requirements Report

Rubidoux Community Services District (RCSACT)

1/9/2019 11:49:21 AM

PR Payables 1/11/19

AP / Vendor	Date	Current	Debits	Discounts	Cash Amount
COLONIAL LIFE / COLONIAL LIFE & ACCIDENT INS C	1/11/2019	3,736.78			3,736.78
LABORER'S INTNL #777 / LABORER'S INTNL LOCAL #777	1/11/2019	225.00			225.00
STANDARD INSURANCE / STANDARD INSURANCE	1/11/2019	2,636.16			2,636.16
VSP VISION / VSP-VISION SERVICE PLAN	1/11/2019	958.75			958.75
Grand Totals:		7,556.69	0.00	0.00	7,556.69

Report Summary

Report Selection Criteria	
Report Type:	Summary
Transaction Date:	01/11/2019
Use Discount Due Date:	No
Sort by AP Code:	No
	Start
	End
Date Range:	Custom
Due Date:	7/1/2018
Vendor Number:	Start
	End
AP Code:	Start
	End

6. ACKNOWLEDGEMENTS – MEMBERS OF THE PUBLIC MAY ADDRESS
THE BOARD AT THIS TIME ON ANY NON-AGENDA MATTER

7. CORRESPONDENCE AND RELATED INFORMATION



RANCHO CALIFORNIA WATER DISTRICT APPOINTS NEW BOARD MEMBER

*Pls copy
Donal Packet*

BY GRACE CARDENAS JAN 3, 2019 MEMBER SUBMITTED NEWS



On Thursday, January 3, Rancho California Water District's (RCWD/District) Board of Directors (Board) appointed John Rossi as its newest member. Effective immediately, Rossi will fill the vacant seat left by Ben Drake who passed away in November.

Six individuals applied for the position. Each applicant addressed the Board to discuss their qualifications and interest. The Board

appointed Rossi with a five to one vote.

Mr. Rossi has a 28 year career in the Water Industry including serving as the General Manager of Western Municipal Water District (WMWD) for 13 years. In 2003, Rossi was elected to Rancho California Water District's Board, serving in that role for almost a year before leaving to pursue his career at WMWD in 2004. Rossi was recently awarded the Excellence in Leadership award by the Association of California Water Agencies.

Rossi lives in Temecula and has been a RCWD customer for 25 years, raising his family here. "Mr. Rossi brings years of experience and interworking's with Metropolitan Water District and other wholesale water agencies, said RCWD Board President Bill Wilson. "He brings the knowledge and background that will ultimately help us reduce water rate pressures going forward."

John Rossi will fill the position until the 2020 election. In 2020, the position will be on the ballot for a two year term and then back on the 2022 ballot for the normal four year term.



NEW YEAR, SAME UNCERTAINTY WITH SNOW SITUATION

BY WILL HOLBERT JAN 7, 2019 WATER NEWS

An intense weekend storm in Northern California took some of the edge off the first snow survey results of the year, indicating that 2019 could deliver a healthy water year for the state.

The Department of Water Resources (DWR) conducted the first Phillips Station snow survey on Jan. 3, recording 25.5 inches of snow depth and a snow water equivalent of 9 inches, which is 80% of average for that location. Statewide, the Sierra snowpack on Jan. 3 was 67% of average. The results confirm that despite early winter storms, Sierra water content is below average for this time of year. The latest storm added more than three feet of snow in parts of the Sierra.

“The initial results were a little disappointing, but at this early stage, we remain cautiously optimistic. The year-to-year variability in precipitation is why water agencies have invested heavily in planning for all contingencies,” said ACWA Executive Director Dave Eggerton. “This past weekend’s storm is a reminder of how things could turn around, and will hopefully continue to turn around, and enable us to have access to healthy reserves in storage in summer and fall.”

Climate change has also shifted the balance of rain and snow, with rain falling at higher elevations than in the past. DWR’s manual snow surveys, combined with our electronic snow sensors and emerging technology, enable successful runoff forecasts and water resource management.

“About two-thirds of California’s annual rainfall occurs December through March. Total precipitation so far this water year, which began October 1, has been below average,” said DWR State Climatologist Michael Anderson. “We still have three wet season months ahead of us, so there’s time for the snowpack to build and improve before it begins to melt, which usually starts happening around April 1.”

On average, the snowpack supplies about 30% of California’s water needs as it melts in the spring and early summer. The greater the snowpack water content, the greater the likelihood

California's reservoirs will receive ample runoff as the snowpack melts to meet the state's water demand in the summer and fall.

DWR has conducted manual snow surveys at Phillips Station since 1964, recording both depth and snow water equivalent. Snow water equivalent is the depth of water that theoretically would result if the entire snowpack melted instantaneously. That measurement allows for a more accurate forecast of spring runoff.

DWR conducts five snow surveys each year – near the first of January, February, March, April and May – at Phillips Station in the Sierra Nevada just off Highway 50 near Sierra-at-Tahoe. The Phillips snow course is one of hundreds that will be surveyed manually throughout the winter. Manual measurements augment the electronic readings from about 100 snow pillows in the Sierra Nevada that provide a current snapshot of the water content in the snowpack.

© 2019 Association of California Water Agencies



The Metropolitan Water District of Southern California

NEWS RELEASE

P. O. Box 54153, Los Angeles, California 90054-0153 • (213) 217-6485 • www.mwdh2o.com

Contacts: Maritza Fairfield, (213) 217-6853; (909) 816-7722, mobile
Rebecca Kimitch, (213) 217-6450; (202) 821-5253, mobile

Jan. 9, 2019

METROPOLITAN INVESTS IN FUTURE DEVELOPMENT OF LOCAL WATER SUPPLIES Agency provides \$3.5 million for research to facilitate the future development of seawater desalination, groundwater, stormwater capture, recycled water

The potential future production of more local water supplies received a financial boost Tuesday (Jan. 8) from the Metropolitan Water District of Southern California.

Metropolitan's Board of Directors gave the final approvals necessary to provide \$3.5 million for [15 pilot projects and technical studies](#) aimed at reducing the technical and regulatory barriers for seawater desalination and groundwater enhancement as well as stormwater and recycled water.

Under Metropolitan's [Future Supply Actions Funding Program](#), 11 Metropolitan member agencies were awarded funding. When combined with matching funds from the member agencies, and other local, state and federal resources, an additional \$8 million will be infused into the projects.

"The status quo is never good enough, not when we have the responsibility of ensuring Southern California has access to a reliable water supply today and into the future," said Metropolitan Chairwoman Gloria Gray. "We are constantly looking for opportunities to develop additional water resources."

The Future Supply Actions program is part of Metropolitan's [Integrated Resources Plan](#), a comprehensive roadmap to expand and diversify the region's water supply portfolio.

In August, Metropolitan [invited member agencies](#) to submit proposals requesting up to \$500,000 of funding. A panel composed of Metropolitan staff and independent experts evaluated the proposals based on how projects could help increase potential for development of local water supplies and provide regional benefits, in addition to the effectiveness of proposed work plans, schedules and costs.

more . . .

Selected projects include analyzing an innovative reverse osmosis process in brackish groundwater treatment; testing an EPA-certified pesticide to manage invasive quagga and zebra mussels in stormwater recharge basins; and piloting artificial intelligence technology in the control systems of a water treatment plant.

This is the second round of funding provided through Metropolitan’s FSA program. Under a 2013 pilot, Metropolitan provided about \$3 million for 13 technical studies and pilot projects. The program culminated in a conference where participating agencies showcased their projects and results. Details and reports about those projects are available [here](#).

“The FSA program is key to helping us address an uncertain water future,” said Metropolitan General Manager Jeffrey Kightlinger. “By investing in studies by our member agency partners, we’re increasing the knowledge and data available throughout the region, helping us all make more informed decisions about the potential for new water resource programs in Southern California.”

###

The Metropolitan Water District of Southern California is a state-established cooperative that, along with its 26 cities and retail suppliers, provide water for nearly 19 million people in six counties. The district imports water from the Colorado River and Northern California to supplement local supplies, and helps its members to develop increased water conservation, recycling, storage and other resource-management programs.

- Voice of San Diego - <https://www.voiceofsandiego.org> -

Things Are Getting Crazy on the Colorado River

Posted By *Ry Rivard* On January 14, 2019 @ 4:00 am



Lake Mead / Image via Shutterstock

The Colorado River may not look like it, but it's one of the world's largest banks.

The river is not only the source of much of the American West's economic productivity – San Diego, Phoenix and Denver would hardly exist without it – but its water is now the central commodity in a complex accounting system used by major farmers and entire states.

Now, when talking about the river, water officials across the West use terms like bank, payback and surplus. Often the analogies to finance don't stop there – they put money behind deals that dictate who gets water and who does not.

This month, the nation's largest water agency, the Metropolitan Water District, began what amounts to a run on the bank.

The district – which delivers water across Southern California, including to San Diego – started rapidly withdrawing water from the river, which is stored behind Hoover Dam in Lake Mead.

Metropolitan officials are worried that the federal government is about to step in to ration the river, which 40 million people depend on as it flows some 1,300 miles from its headwaters in Wyoming and Colorado to the Sea of Cortez in Mexico.

All this is happening because an ongoing drought along the river has collided with years of overuse by the states, primarily California and Arizona.

In recent years, states realized their problem and began trying to create “surplus” water in Lake Mead and bank it for use in future years. But those bank accounts get frozen if the lake's elevation is below 1,075 feet at the start of a year. Water agencies would still be entitled to annual flows from the river fed by snow melting in the Rocky Mountains, but that's like living paycheck to paycheck while working for a fickle boss or nearly bankrupt company.

Metropolitan's immediate concern is that it will lose the ability to withdraw 600,000 acre feet of banked water from Lake Mead – enough water for roughly 7 million people. The district can only get half of that out this year, meaning it is in danger of losing lots of water.

How that happened is the result of a complex, arcane and absurd accounting system. The system – used now by seven states and two countries – tries to correct a historic mistake. Starting in 1922 ^[1], officials gave cities and farms rights to more water from the river than the river usually holds.

Now, like people who borrow money to get out of debt, we're in a world where there's more water on paper than there is in the river.

Metropolitan is trying to get all the water it can out of Mead before someone freezes its bank account. That means moving water into reservoirs within California's borders –

beyond the reach of the federal government's rationing or other states that claim the river's water.

At last count, Lake Mead stood just six feet away from falling into shortage, the first step toward rationing water. There was already about a 50-50 chance the river would fall that far this year. The chances are even higher now, because Metropolitan's plan to withdraw as much water as it can may cause the lake to drop four or five feet – though the lake will rise again as snow melts this spring.

Once there's a shortage, Arizona is supposed to be in trouble. At least on paper, California's rights to the river's water are so secure that Arizona's water supply would have to run dry before California loses a single drop.

That's politically impossible since 7 million people live in Arizona and need water. So for several years, Metropolitan and a clutch of power-players across seven states have been trying to reach a different, more realistic deal. Their efforts have repeatedly stalled, mostly because of squabbling within Arizona, which is ironic because the state stands to lose so much unless something changes.

The Arizona Chamber Foundation, a nonprofit business group, said without a deal^[2] the state's access to water "could be caught up in the courts for decades or managed from Washington, D.C. Such uncertainty could be a drag on Arizona's historic economic resurgence."

The deal would allow Metropolitan to withdraw banked water even during an official shortage. But now Metropolitan is preparing for the worst-case scenario, which is a combination of uncertainty and a banking freeze. Still, district officials hopes Arizona signs a deal in coming weeks.

"We're not at the point of no return," said Bill Hasencamp, the district's manager of Colorado River resources.

Tom Buschatzke, the director of the Arizona Department of Water Resources, said in a statement that he knew Metropolitan would begin trying to get its water out as quickly as possible.

“We are not surprised,” he said, noting that the rapid draw down is one of “many reasons” why Arizona needs to reach a deal soon.

Now, the federal government may step in.

Brenda Burman, the head of the Bureau of Reclamation, the agency within the Department of Interior that oversees the river, said she is done hearing how close everyone is to reaching a deal, something that officials have been saying since at least 2016 ^[3].

“Close – isn’t – done,” she said, according prepared remarks for a talk she gave last month in Las Vegas. “Only done will protect this basin.”

A century ago, the river was divided up on paper into an upper basin and a lower basin. Each basin is supposed to split the available water evenly, but most of the water comes from the upper basin and most of the people live in the area served by the lower basin, which includes California, Arizona, Nevada and Mexico.

That means, in effect, the upper half of the Colorado is exported to the lower half. That’s not always enough, though.

Last year, the agency that runs Arizona’s water system, the Central Arizona Project, got busted using water accounting quirks ^[4] to get more water from the upper basin than it needed. Officials in the upper basin accused Arizona of threatening the water supply for 40 million people ^[4].

For decades, water officials across the region have alternated between working together to share the river and fighting like hell to horde it.

Following a long-running Supreme Court battle between California and Arizona, the Bureau of Reclamation in the mid-1960s created a modern accounting system to track who was using how much of the river from year to year.

For the past two decades, the river has been in drought. Partly to cope with that, states and water agencies began to use that tracking system to create increasingly complex transactions. The original laws governing the river don’t anticipate users would save water one year and claim the right to use that water in future years, the practice known as

banking. The old laws also don't anticipate or even allow the sale of water across state lines.

That has fallen by the wayside as a series of sophisticated transactions have proliferated, where states bank and transfer water.

The Southern Nevada Water Authority, for instance, has sent enough water for several million of its residents to Arizona, where it is stored underground.

When Nevada wants its water back, it won't actually pump that water up from the ground. Arizona will curb its use of the Colorado River and let Nevada take water otherwise earmarked for Arizona.

Likewise, if the new river-sharing deal happens, Nevada has promised to lend water to Metropolitan that, in turn, will help Arizona avoid devastating cuts.

"It's creative ways to live within the existing law of the river," Hasencamp said.

Indian tribes saw it another way. They complained early on that transactions would rely on water that actually belongs to tribes. On paper the tribe have rights to lots of water, even though they currently lack a real way to get most of that water from the river to their land. So other states are essentially banking on tribes not getting that water anytime soon.

"It is logical to expect that the current water users will have even more incentive to resist the development of Colorado River water by the Navajo Nation in order to minimize their risk of shortage," the tribe wrote in a 2007 letter^[5] to federal officials.

A federal appeals court disagreed with the tribes' arguments on legal grounds, though didn't quite deny they had a point.

"Whether or not the Nation's realpolitik predictions have some truth to them," the predictions were too speculative to allow the case to proceed, the 9th Circuit Court of Appeals found^[6].

There are two ways to get people to use less water. The first is to forbid them from using it, the regulatory approach. The second is to pay them not to, the market approach.

Because regulations often end up in court, some water officials think throwing money at the problem is easier. Most Colorado River water is still used for farming. So when push comes to shove in a drought, cities will end up paying farmers to use less water.

Over the past several years, cities from Los Angeles to Phoenix to Denver pooled their money to pay farmers to use less water.

These payouts happened up and down both basins: In 2017, cities paid \$635,000 to a New Mexican farmer who stopped growing corn, potatoes, alfalfa and beans along the San Juan River, one of the Colorado's far-flung tributaries. They paid several farmers along the Price River in Utah about \$370,000 to idle their fields or change how they water them. Several farmers along Fontenelle Creek in Wyoming changed how they watered their pastures and got a few hundred thousand dollars in return.

These projects didn't amount to much, a few million dollars to save about 11,000 acre feet of water. (An acre foot of water would just about cover a football field in a foot of water. Each acre foot provides enough water for roughly three Southern California households.)

But they are likely signs of bigger things to come.

The biggest transaction of all is between the San Diego County Water Authority and the Imperial Irrigation District. The irrigation district, which provides water to farmers in Imperial County, holds rights to as much Colorado River water as the states of Arizona and Nevada combined.

In exchange for billions of dollars, the Water Authority can use some of Imperial's high-priority water rights for decades to come.

For now, that deal insulates San Diego from some of the drama on the Colorado, but Water Authority officials have actually wanted to get in the mix.

For several months, the Water Authority has said it would like to leave some of the water it buys from Imperial in the river. In doing so, San Diego water officials would forgo using water they spent a quarter century trying to get and fighting over in court^[7].

Dan Denham, the Water Authority's assistant general manager, said San Diego could leave enough of that water in Lake Mead to raise its elevation by three feet.

The Water Authority says it doesn't need all that water right now. Part of that's because water demand has unexpectedly fallen in recent years, thanks in part to a mentality of conservation that Californians adopted during Gov. Jerry Brown's drought emergency.

There are also financial considerations – the Water Authority isn't keen to pay for all of that Imperial water, wants to resell it, or some combination of both.

For years, the Water Authority was in court arguing Metropolitan charges too much to deliver the Imperial water to San Diego. In fall 2017, the Water Authority lost the biggest part of that battle, which means we're pretty much stuck paying high "wheeling costs." Storing water in Lake Mead would at least temporarily reduce those wheeling costs to nothing, saving the Water Authority money.

Second, there's a chance the Water Authority could resell the water to someone else on the river, a new twist to what was already the biggest water deal of its kind in American history. That might cause a ruckus in Imperial, where some farmers already believe San Diego isn't paying them enough for their water. Imagine if the Water Authority then made money reselling that same water.

"I don't think we want to limit early on the what-ifs," Water Authority general manager Maureen Stapleton told her board of directors last summer. "All options really could be on the table and let's see what works for all agencies."

The idea hasn't progressed a whole lot since then, in part because the Water Authority needs Metropolitan's aid to start banking water. Water Authority board Chairman Jim Madaffer has tried to make storing water in Mead a key part of any legal settlement between the Water Authority and Metropolitan in litigation that is ongoing. So far, Metropolitan, wary of doing any deals with the Water Authority after years in court and at odds, has expressed no public interest in that idea.

For now, as the amount of water in Mead continues to decline, Southern California is blessed that it is not solely reliant on the river – it gets water from both the Colorado and the rivers of Northern California.

When the California drought left those northern rivers empty, Metropolitan began drawing as much water as it could from the Colorado. But when the drought ended here but continued on the Colorado River, Metropolitan began using as much Northern

California water as it could and leaving water in Lake Mead. That's some of the banked water it could now lose.

Recently, Metropolitan projected how much it would cost to replace some of its Colorado River supplies in coming years. Depending on the scenario, that could cost between \$80 million and \$954 million, though those numbers are pretty rough and would be divided up among 19 million people who get water from the district.

"We don't know where we can get it, but if we have to get a significant amount of water in a hurry we know it's going to be more expensive," Hasencamp said.

Article printed from Voice of San Diego: <https://www.voiceofsandiego.org>

URL to article: <https://www.voiceofsandiego.org/topics/science-environment/things-are-getting-crazy-on-the-colorado-river/>

URLs in this post:

[1] Starting in 1922: <https://www.newsdeeply.com/water/community/2018/04/18/if-you-understand-history-colorado-river-shortages-are-no-surprise>

[2] without a deal: http://www.azchamberfoundation.org/wp-content/uploads/2019/01/Policy-Brief_The-Seven-State-DCP_final.pdf

[3] something that officials have been saying since at least 2016: <https://www.voiceofsandiego.org/topics/government/with-doomsday-in-mind-california-officials-are-ceding-water-to-arizona-nevada/>

[4] got busted using water accounting quirks: <http://www.inkstain.net/fleck/2018/04/colorado-river-upper-basin-states-accuse-central-arizona-project-managers-of-threatening-the-health-of-the-colorado-river-system/>

[5] the tribe wrote in a 2007 letter: <https://www.usbr.gov/lc/region/programs/strategies/FEIS/comments/Tribes.pdf>

[6] the 9th Circuit Court of Appeals found: <https://cases.justia.com/federal/appellate-courts/ca9/14-16864/9129573147/0.pdf?ts=1512574289>

[7] water they spent a quarter century trying to get and fighting over in court: <https://www.voiceofsandiego.org/topics/government/under-iron-lady-of-water-san-diego-secured-its-own-supply-at-a-price/>

Copyright © Voice of San Diego. All rights reserved.

8. MANAGER'S REPORT

- a) Operations Report
- b) Incident and Emergency Report

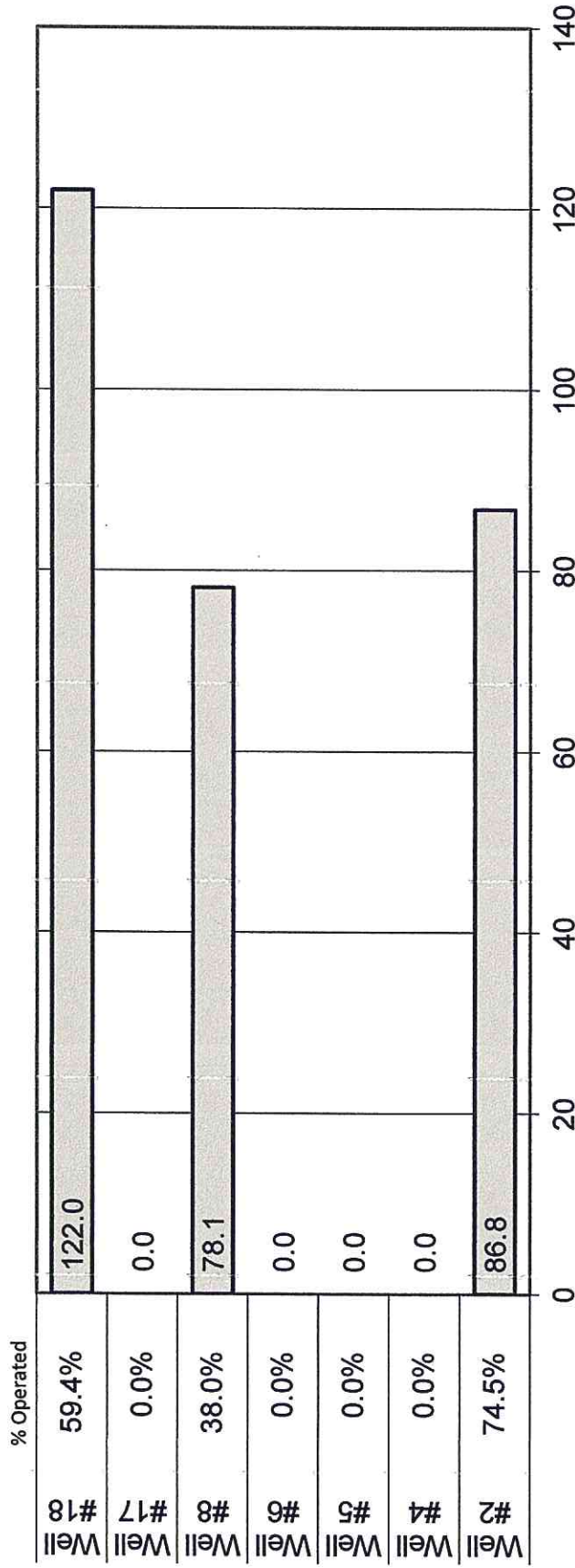
Water and Wastewater Production Comparison

Date	TOTAL WELL PRODUCTION in Million Gallons				Consumption to	WASTEWATER	
	Purchased	Potable Wells	Potable Total	Non-Potable Wells	JURUPA C.S.D. (Million Gallons)	FLOW TO RIVERSIDE (Million Gallons)	
12/1/2018	0.00	1.92	1.92	0.16	2.08	0.00	1.95
12/2/2018	0.00	3.04	3.04	0.01	3.05	0.00	1.82
12/3/2018	0.00	3.13	3.13	0.01	3.14	0.00	1.99
12/4/2018	0.00	2.88	2.88	0.01	2.89	0.00	2.03
12/5/2018	0.00	2.75	2.75	0.01	2.76	0.00	2.02
12/6/2018	0.00	2.27	2.27	0.01	2.28	0.00	2.32
12/7/2018	0.00	3.20	3.20	0.01	3.20	0.00	1.91
12/8/2018	0.00	3.07	3.07	0.01	3.08	0.00	1.78
12/9/2018	0.00	2.55	2.55	0.01	2.56	0.00	1.79
12/10/2018	0.00	3.14	3.14	0.01	3.15	0.00	1.98
12/11/2018	0.00	2.82	2.82	0.01	2.83	0.00	2.06
12/12/2018	0.00	2.85	2.85	0.01	2.86	0.00	2.05
12/13/2018	0.00	3.21	3.21	0.01	3.22	0.00	2.00
12/14/2018	0.00	3.01	3.01	0.42	3.42	0.00	1.90
12/15/2018	0.00	3.03	3.03	0.09	3.12	0.00	1.99
12/16/2018	0.00	2.65	2.65	0.09	2.74	0.00	1.79
12/17/2018	0.00	3.82	3.82	0.39	4.21	0.00	2.01
12/18/2018	0.00	2.80	2.80	0.01	2.81	0.00	2.04
12/19/2018	0.00	3.11	3.11	0.02	3.13	0.00	1.98
12/20/2018	0.00	3.07	3.07	0.01	3.08	0.00	1.98
12/21/2018	0.00	3.90	3.90	0.01	3.91	0.00	1.96
12/22/2018	0.00	3.09	3.09	0.01	3.09	0.00	1.76
12/23/2018	0.00	2.82	2.82	0.01	2.83	0.00	1.68
12/24/2018	0.00	3.19	3.19	0.01	3.20	0.00	2.07
12/25/2018	0.00	3.05	3.05	0.01	3.06	0.00	1.60
12/26/2018	0.00	3.23	3.23	0.45	3.68	0.00	1.93
12/27/2018	0.00	3.14	3.14	0.46	3.60	0.00	1.98
12/28/2018	0.00	2.82	2.82	0.41	3.23	0.00	1.93
12/29/2018	0.00	3.32	3.32	0.01	3.33	0.00	1.87
12/30/2018	0.00	3.13	3.13	0.01	3.13	0.00	1.71
12/31/2018	0.00	3.46	3.46	0.01	3.47	0.00	2.03
MINIMUM	0.00	1.92	1.92	0.01	2.08	0.00	1.60
AVERAGE	0.00	3.02	3.02	0.09	3.10	0.00	1.93
MAXIMUM	0.00	3.90	3.90	0.46	4.21	0.00	2.32
TOTAL	0.00	93.49	93.49	2.65	96.14	0.00	59.91

RUBIDOUX COMMUNITY SERVICES DISTRICT
MONTHLY WELL PRODUCTION
(Million Gallons)

DATE	POTABLE WATER										NONPOTABLE WATER						TOTALS		
	JURUPA TIE-IN (MG)	TROYER Well #2 (MG)	FLEETWOOD Well #4 (MG)	NITRATE REMOVAL PIT SKOTTY Well #6 (MG)	DAILY Well #5 (MG)	GOULD Well #8 (MG)	MANGANESE REMOVAL Well #17 (MG)	MANGANESE REMOVAL Well #18 (MG)	28th ST. Well #3 (MG)	DAILY Well #7 (MG)	CLEMENT Well #11 (MG)	46th ST. Well #14 (MG)	MISSION #19 & #20 (MG)	POTABLE (MG)	NON POTABLE (MG)	TOTAL PROD. (MG)			
7/1/2017	0.00	0.10	0.00	0.00	0.00	0.62	0.00	1.21	0.16	0.00	0.00	0.01	1.92	0.16	2.08				
7/2/2017	0.00	1.06	0.00	0.00	0.00	0.78	0.00	1.20	0.00	0.00	0.00	0.01	3.04	0.01	3.05				
7/3/2017	0.00	1.02	0.00	0.00	0.00	0.76	0.00	1.36	0.00	0.00	0.00	0.01	3.13	0.01	3.14				
7/4/2017	0.00	1.01	0.00	0.00	0.00	0.59	0.00	1.28	0.00	0.00	0.00	0.01	2.88	0.01	2.89				
7/5/2017	0.00	0.91	0.00	0.00	0.00	0.66	0.00	1.18	0.00	0.00	0.00	0.01	2.75	0.01	2.76				
7/6/2017	0.00	0.31	0.00	0.00	0.00	1.67	0.00	0.29	0.00	0.00	0.00	0.01	2.27	0.01	2.28				
7/7/2017	0.00	0.89	0.00	0.00	0.00	1.39	0.00	0.91	0.00	0.00	0.00	0.01	3.20	0.01	3.20				
Subtotal	0.00	5.30	0.00	0.00	0.00	6.46	0.00	7.42	0.16	0.00	0.00	0.05	19.18	0.21	19.39				
7/8/2017	0.00	1.11	0.00	0.00	0.00	0.79	0.00	1.17	0.00	0.00	0.00	0.01	3.07	0.01	3.08				
7/9/2017	0.00	0.98	0.00	0.00	0.00	0.56	0.00	1.02	0.00	0.00	0.00	0.01	2.55	0.01	2.56				
7/10/2017	0.00	1.09	0.00	0.00	0.00	0.65	0.00	1.41	0.00	0.00	0.00	0.01	3.14	0.01	3.15				
7/11/2017	0.00	1.08	0.00	0.00	0.00	0.48	0.00	1.32	0.00	0.00	0.00	0.01	2.82	0.01	2.83				
7/12/2017	0.00	1.07	0.00	0.00	0.00	0.37	0.00	1.41	0.00	0.00	0.00	0.01	2.85	0.01	2.86				
7/13/2017	0.00	1.22	0.00	0.00	0.00	0.60	0.00	1.40	0.00	0.00	0.00	0.01	3.21	0.01	3.22				
7/14/2017	0.00	1.06	0.00	0.00	0.00	0.48	0.00	1.47	0.00	0.41	0.00	0.01	3.01	0.42	3.42				
Subtotal	0.00	7.56	0.00	0.00	0.00	3.93	0.00	9.18	0.00	0.41	0.00	0.05	20.66	0.46	21.12				
7/15/2017	0.00	1.05	0.00	0.00	0.00	0.63	0.00	1.35	0.00	0.08	0.00	0.01	3.03	0.09	3.12				
7/16/2017	0.00	0.95	0.00	0.00	0.00	0.48	0.00	1.22	0.00	0.08	0.00	0.01	2.65	0.09	2.74				
7/17/2017	0.00	1.11	0.00	0.00	0.00	0.92	0.00	1.79	0.00	0.38	0.00	0.01	3.82	0.39	4.21				
7/18/2017	0.00	1.03	0.00	0.00	0.00	0.58	0.00	1.19	0.00	0.00	0.00	0.01	2.80	0.01	2.81				
7/19/2017	0.00	1.08	0.00	0.00	0.00	0.66	0.00	1.37	0.01	0.00	0.00	0.01	3.11	0.02	3.13				
7/20/2017	0.00	0.90	0.00	0.00	0.00	0.99	0.00	1.18	0.00	0.00	0.00	0.01	3.07	0.01	3.08				
7/21/2017	0.00	1.24	0.00	0.00	0.00	1.12	0.00	1.54	0.00	0.00	0.00	0.01	3.90	0.01	3.91				
Subtotal	0.00	7.36	0.00	0.00	0.00	5.39	0.00	9.64	0.01	0.54	0.00	0.06	22.39	0.61	23.00				
7/22/2017	0.00	0.78	0.00	0.00	0.00	1.06	0.00	1.25	0.00	0.00	0.00	0.01	3.09	0.01	3.09				
7/23/2017	0.00	1.20	0.00	0.00	0.00	0.80	0.00	1.32	0.00	0.00	0.00	0.01	2.82	0.01	2.83				
7/24/2017	0.00	1.01	0.00	0.00	0.00	0.87	0.00	1.31	0.00	0.00	0.00	0.01	3.19	0.01	3.20				
7/25/2017	0.00	1.08	0.00	0.00	0.00	0.57	0.00	1.40	0.00	0.00	0.00	0.01	3.05	0.01	3.06				
7/26/2017	0.00	1.10	0.00	0.00	0.00	0.77	0.00	1.37	0.00	0.44	0.00	0.01	3.23	0.45	3.68				
7/27/2017	0.00	1.07	0.00	0.00	0.00	0.57	0.00	1.49	0.01	0.45	0.00	0.01	3.14	0.46	3.60				
7/28/2017	0.00	1.03	0.00	0.00	0.00	0.53	0.00	1.26	0.00	0.41	0.00	0.01	2.82	0.41	3.23				
7/29/2017	0.00	0.20	0.00	0.00	0.00	1.68	0.00	1.44	0.00	0.00	0.00	0.01	3.32	0.01	3.33				
7/30/2017	0.00	0.57	0.00	0.00	0.00	1.11	0.00	1.44	0.00	0.00	0.00	0.01	3.13	0.01	3.13				
7/31/2017	0.00	0.00	0.00	0.00	0.00	2.21	0.00	1.25	0.00	0.00	0.00	0.01	3.46	0.01	3.47				
Subtotal	0.00	0.00	0.00	0.00	0.00	9.68	0.00	13.51	0.01	1.30	0.00	0.06	31.26	1.37	32.62				
TOTAL	0.000	20.215	0.000	0.000	0.000	25.459	0.000	39.756	0.176	2.249	0.000	0.223	93.490	2.648	96.138				

TOTAL WATER PRODUCED w/ % Operated December 2018

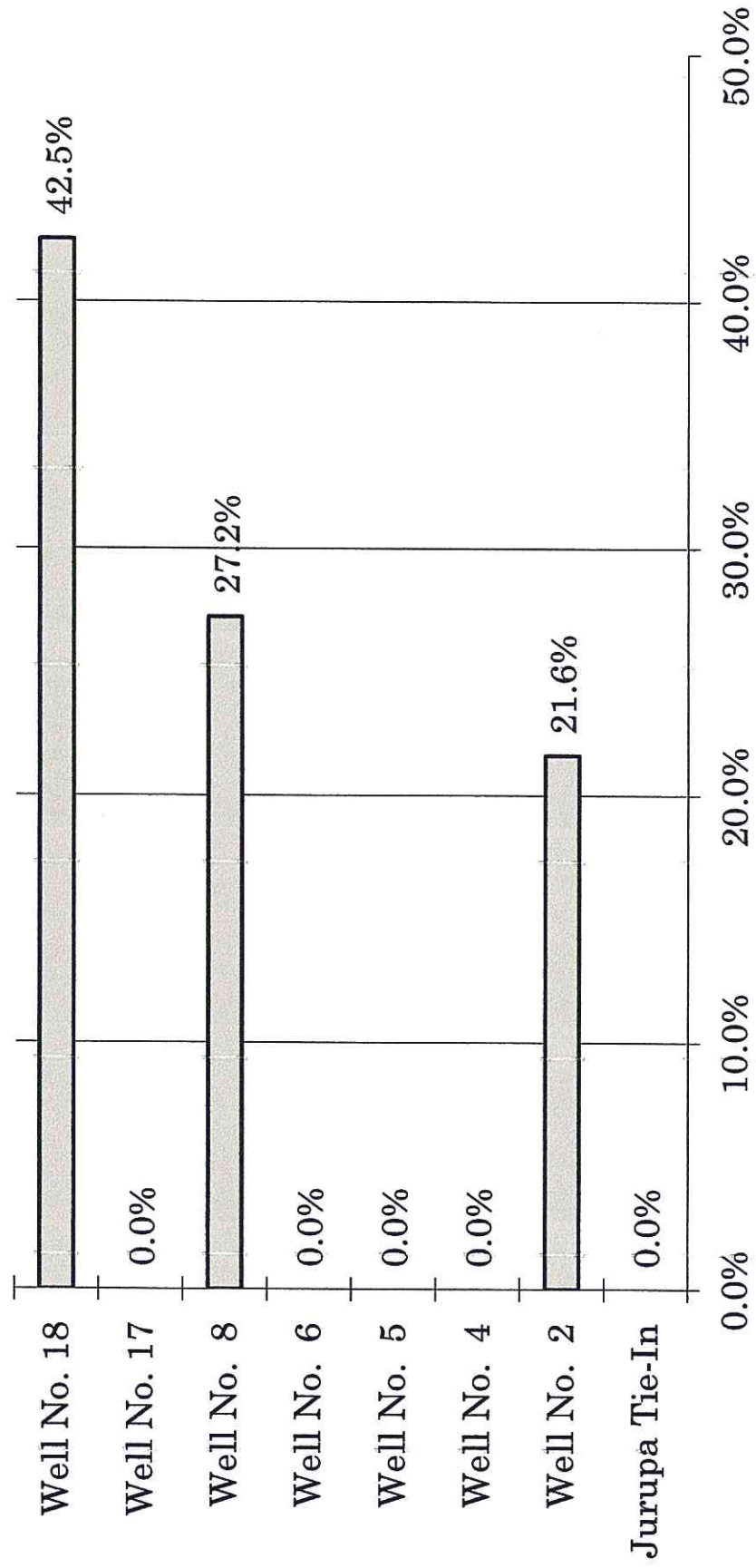


Max Production **972.7 AF**
 Monthly Production **286.9 AF**
 Reserve Production **685.8 AF**

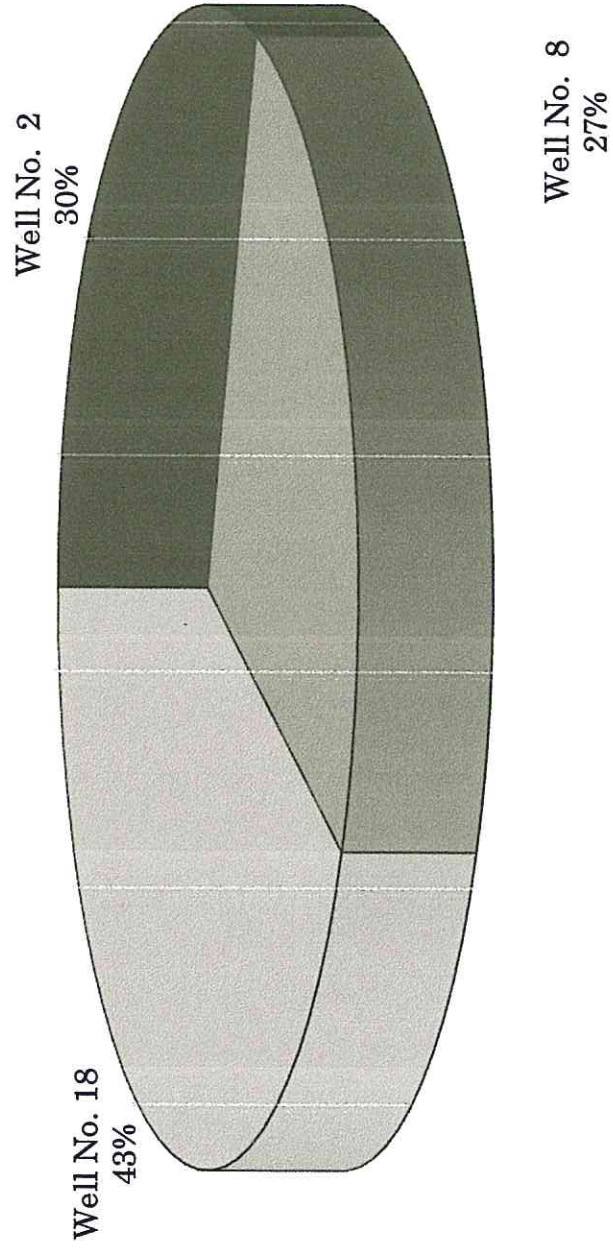
ACRE FEET

1 Acre Foot = 43,560 Cubic Feet = 325,829 Gallons


Source Potable Production Comparison December 2018



Source Potable Production Comparison December 2018



Potable Water & Wastewater Comparison December 2018

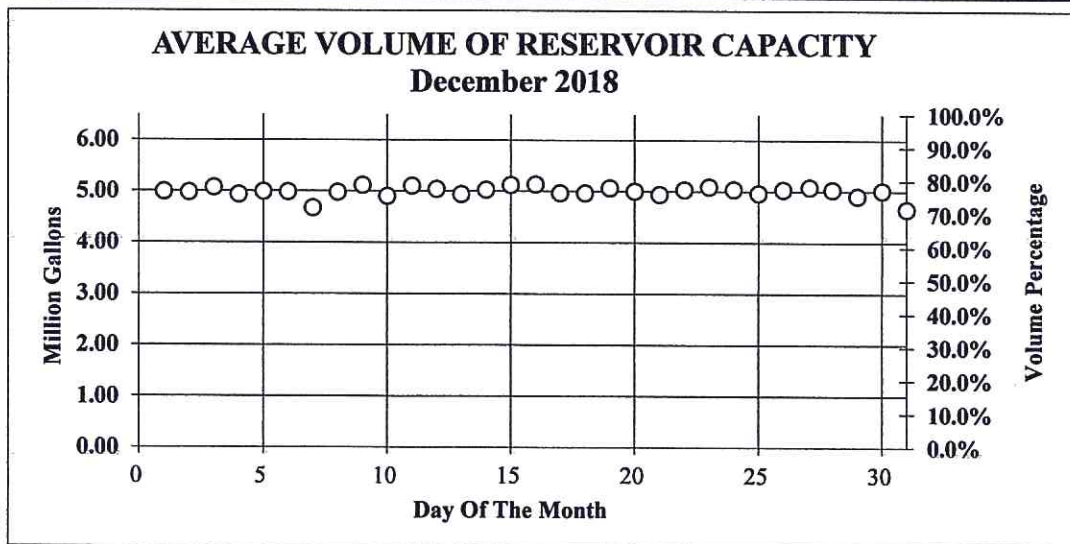


— Potable Water Prod. Wastewater Prod

RUBIDOUX COMMUNITY SERVICES DISTRICT

Reservoir Capacity Report

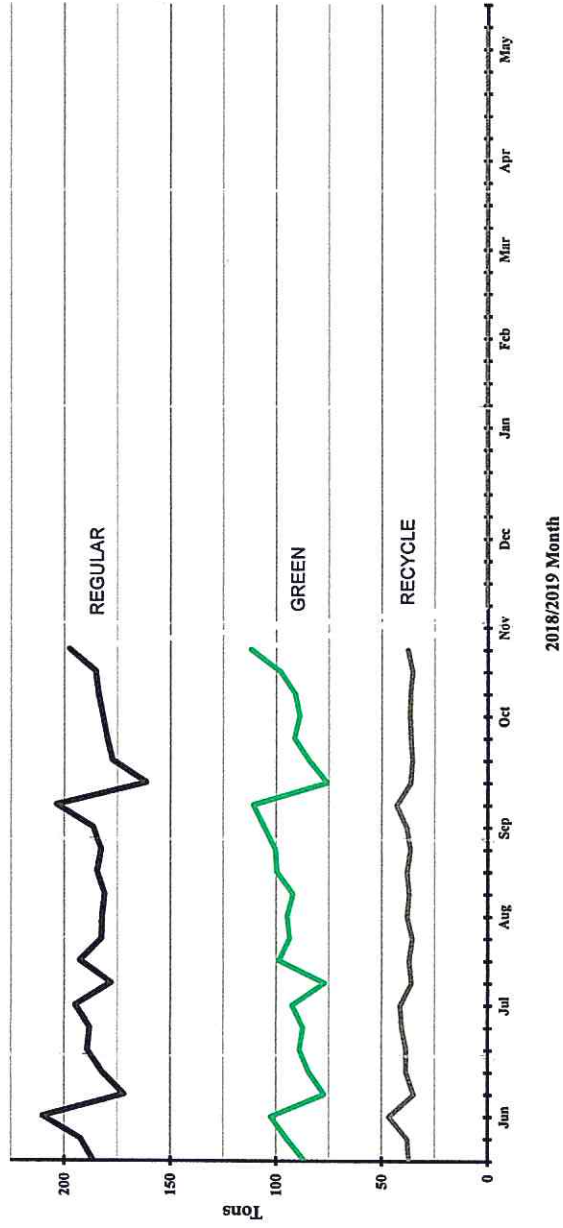
CAPACITY	ATKINSON SYSTEM		HUNTER SYSTEM		WATER AVAILABLE (Gallons)*	PERCENTAGE OF TOTAL CAPACITY
	2,000,000	3,000,000	425,000	1,000,000		
DATE	ATKINSON	WATSON	HUNTER I	PERRONE		
12/1/2018	81.0	75.2	80.7	76.5	4,990,165	77.7%
12/2/2018	80.3	74.7	81.5	78.5	4,976,017	77.4%
12/3/2018	82.9	76.6	81.6	77.6	5,068,971	78.9%
12/4/2018	80.0	74.3	80.4	77.0	4,932,012	76.8%
12/5/2018	80.5	74.9	82.1	78.6	4,987,297	77.6%
12/6/2018	80.9	75.1	82.1	77.4	4,980,896	77.5%
12/7/2018	73.4	69.4	81.1	77.0	4,673,961	72.7%
12/8/2018	80.2	74.6	82.0	78.7	4,977,729	77.5%
12/9/2018	83.8	77.4	81.8	77.5	5,115,147	79.6%
12/10/2018	79.5	74.0	80.7	76.6	4,901,963	76.3%
12/11/2018	83.1	76.8	81.7	78.3	5,099,986	79.4%
12/12/2018	81.9	75.9	81.8	78.0	5,041,447	78.5%
12/13/2018	80.1	74.4	80.3	76.8	4,940,633	76.9%
12/14/2018	81.4	75.5	81.0	78.7	5,026,535	78.2%
12/15/2018	83.8	77.4	80.8	78.2	5,120,700	79.7%
12/16/2018	84.5	77.9	80.0	76.9	5,132,104	79.9%
12/17/2018	80.7	74.9	79.8	77.2	4,964,227	77.3%
12/18/2018	80.0	74.3	80.3	78.4	4,962,832	77.2%
12/19/2018	82.5	76.3	81.1	78.3	5,064,384	78.8%
12/20/2018	81.7	75.6	79.6	76.9	5,003,647	77.9%
12/21/2018	79.7	74.2	79.5	77.8	4,939,008	76.9%
12/22/2018	81.5	75.7	80.2	78.6	5,034,358	78.4%
12/23/2018	83.1	76.9	80.7	78.0	5,087,162	79.2%
12/24/2018	82.4	76.4	79.5	77.3	5,042,863	78.5%
12/25/2018	80.7	74.9	79.9	76.9	4,963,739	77.3%
12/26/2018	81.4	75.5	80.7	78.6	5,031,763	78.3%
12/27/2018	82.8	76.7	81.0	78.1	5,084,910	79.1%
12/28/2018	82.3	76.2	79.6	76.6	5,031,208	78.3%
12/29/2018	78.9	73.6	80.5	77.8	4,906,682	76.4%
12/30/2018	81.6	75.8	79.4	78.0	5,017,567	78.1%
12/31/2018	73.2	69.2	80.4	78.3	4,650,540	72.4%



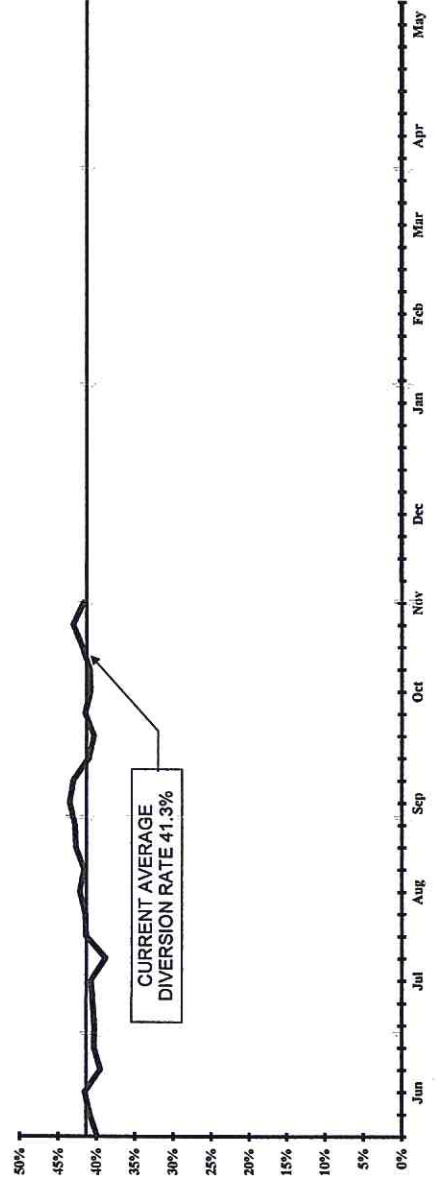
* The total capacity of all District reservoirs is 6,425,000 gallons.

RUBIDOUX COMMUNITY SERVICES DISTRICT
Green Waste Program
(May 18 to June 19)

CHARACTERIZATION OF REFUSE COLLECTED



PERCENTAGE OF GREEN/RECYCLE WASTE DIVERTED





**CAL
FIRE**



Resource Activity Report

12/1/2017 12/31/2017

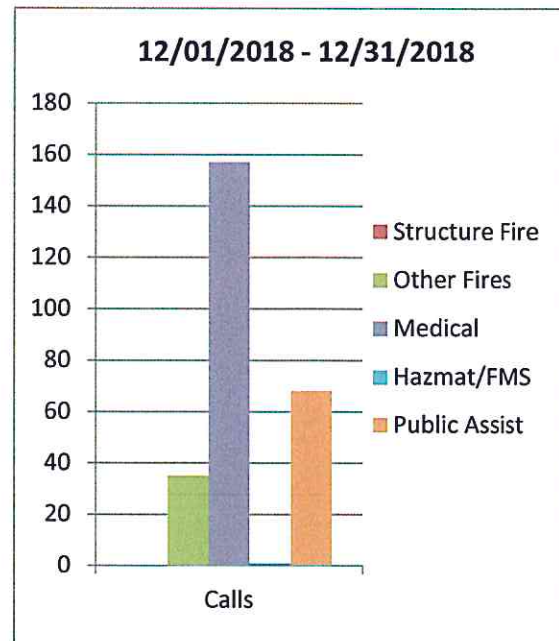
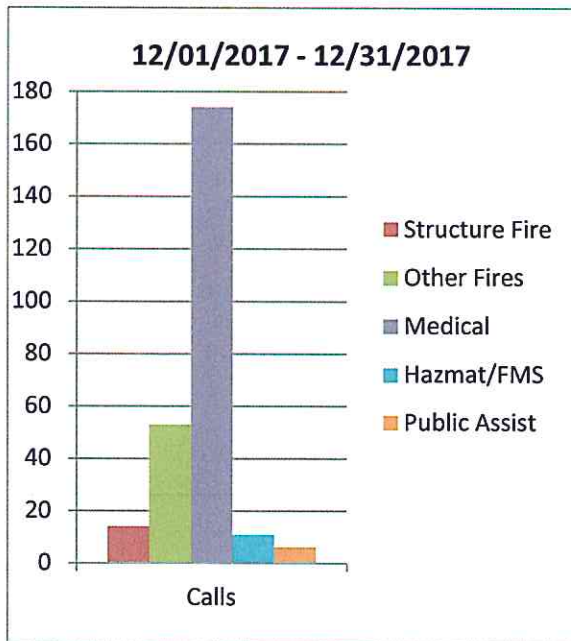
12/1/2018 12/31/2018

Call Type	Station 38
Veg/Structure Fire	14
Other Fires	53
Medical	174
Hazmat/FMS	11
Public Assist	6
Period Total	258

Call Type	Station 38
Veg/Structure Fire	
Other Fires	35
Medical	157
Hazmat/FMS	1
Public Assist	68
Period Total	261

Year to Date	2,804
---------------------	--------------

Year to Date	2,741
---------------------	--------------



CAL FIRE/Riverside County Fire Department

Emergency Incident Statistics

RUBIDOUX



Shawn C. Newman

Fire Chief

1/7/2019

Report Provided By: Riverside County Fire Department

Communications and Technology Division

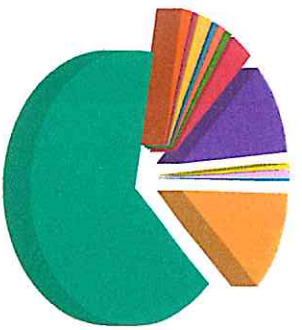
GIS Section

Please refer to Map and Incident by Battalion, Station, Jurisdiction

Incidents Reported for the month of December, 2018 and Station 38 And Both (Code 2, Alpha, Omega, Code 3, Charlie, Delta, Bravo, Echo)
*Incidents are shown based on the primary response area for the incident location. This does not represent total response times for all units only the first unit in.

Response Activity

Incidents Reported for the month of December, 2018 and Station 38 And Both (Code 2, Alpha, Omega, Code 3, Charlie, Delta, Bravo, Echo)



Com Fire	1	0.4%
False Alarm	28	11.7%
Medical	157	65.7%
Other Fire	4	1.7%
Other Misc	1	0.4%
Public Service Assist	5	2.1%
Res Fire	1	0.4%
Rescue	3	1.3%
Ringing Alarm	2	0.8%
Standby	8	3.3%
Traffic Collision	26	10.9%
Vehicle Fire	1	0.4%
Wildland Fire	2	0.8%
Total	239	100.0%

- Com Fire
- False Alarm
- Medical
- Other Fire
- Other Misc
- Public Service Assist
- Res Fire
- Rescue
- Ringing Alarm
- Standby
- Traffic Collision
- Vehicle Fire
- Wildland Fire

Incident Total:

239

Average Enroute to Onscene Time*

Enroute Time = When a unit has been acknowledged as responding. Onscene Time = When a unit has been acknowledge as being on scene. For any other statistic outside Enroute to Onscene please contact the IT Help Desk at 951-940-6900

<5 Minutes	+5 Minutes	+10 Minutes	+20 Minutes	Average	% 0 to 5 min
173	65	9	1	4.2	72.4%

*CODE 3 and CODE 2 Incidents are included in the total count of incidents and the average Enroute to Onscene Time.

Incidents by Battalion, Station and Jurisdiction

	Com Fire	False Alarm	Medical	Other Fire	Other Misc	Public Service	Res Fire	Rescue	Ringling Alarm	Standby	Traffic Collisio	Vehicle Fire	Wildlan d Fire	Total
Battalion 14														
Station 38 Rubidoux	1	28	157	4	1	5	1	3	2	8	26	1	2	239
Jurupa Valley														
Station Total	1	28	157	4	1	5	1	3	2	8	26	1	2	239
Battalion Total	1	28	157	4	1	5	1	3	2	8	26	1	2	239
Grand Total	1	28	157	4	1	5	1	3	2	8	26	1	2	239

*Incidents are shown based on the primary response area for the incident location. This does not represent total response times for all units only the first unit in.

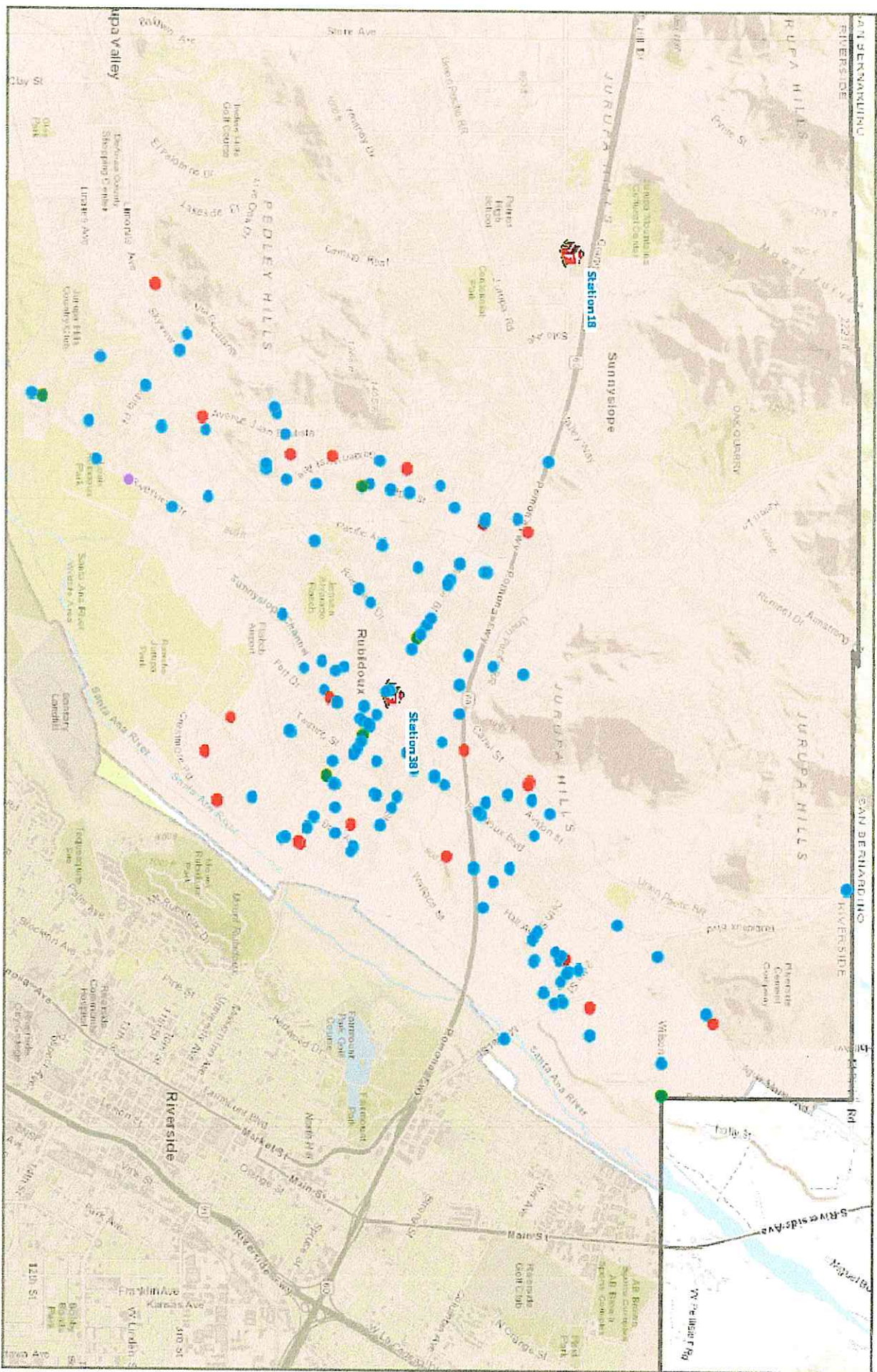
Incidents by Jurisdiction

	Com Fire	False Alarm	Medical	Other Fire	Other Misc	Public Service	Res Fire	Rescue	Ringling Alarm	Standby	Traffic Collisio	Vehicle Fire	Wildlan d Fire	Total
Jurupa Valley	1	28	157	4	1	5	1	3	2	8	26	1	2	239
Grand Total	1	28	157	4	1	5	1	3	2	8	26	1	2	239

Incidents by Supervisorial District - Summary

	DISTRICT 2 JOHN TAVAGLIONE	Grand Total
Com Fire	1	1
False Alarm	28	28
Medical	157	157
Other Fire	4	4
Other Misc	1	1
Public Service Assist	5	5
. Res Fire	1	1
Rescue	3	3
Ringling Alarm	2	2
Standby	8	8
Traffic Collision	26	26
Vehicle Fire	1	1
Wildland Fire	2	2
Total	239	239

*Incidents are shown based on the primary response area for the incident location. This does not represent total response times for all units only the first unit in.



Legend

- Fire
- Hazard
- Medical
- Other Misc
- Haz Mat
- Riverside County
- Reservations
- Fire Station
- Casinos



*Incidents are shown based on the primary response area for the incident location. This does not represent total response times for all units only the first unit in.

9. CONSIDERATION TO REVIEW BOARD CANDIDATE(S)
APPLICATION(S) SUBMITTED AND MAKE
APPOINTMENT TO FILL BOARD VACANCY:
DM 2019-01

Rubidoux Community Services District

Board of Directors

Armando Muniz
Bernard Murphy
F. Forest Trowbridge
Hank Trueba Jr.



Secretary-Manager

David D. Lopez

Water Resource Management Refuse Collection Street Lights Fire / Emergency Services Weed Abatement

DIRECTORS MEMORANDUM 2019-01

January 17, 2019

To: Rubidoux Community Services District
 Board of Directors

Subject: Appointment to Board

BACKGROUND:

At the December 21, 2018, regular meeting of the Rubidoux Community Services District Board of Directors, Staff presented the Letter of Resignation submitted by Chris Barajas from the RCSD Board. That afternoon, the Board elected to appoint for the unexpired term which runs thru December 2020. Pursuant to the Board's action that afternoon and compliant to government Code Section 1780, Notice of such Vacancy must be Posted at three public places within the District's service area boundaries for a period of at least 15 (fifteen) days. Staff noticed the Board vacancy on December 21, 2018, at our front office, the Louis Robidoux Library and Veterans Memorial Park. As stated in the notice, the closing date was January 14, 2019. Staff has received one (1) "Letter of Interest" for your consideration this afternoon. The interested candidate is as follows:

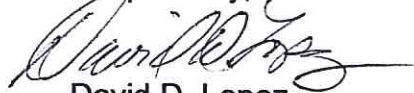
John Skerbelis

As a matter of process, Staff contacted Mr. Skerbelis and invited him to attend today's meeting. This is a public action item and agendaized as such. The sitting Board Members are asked to review Mr. Skerbelis' letter of Interest diligently. At the Board's option, you may ask questions. Since the Board elected to appoint, the typical process at the conclusion of the candidates review is to take a vote.

RECOMMENDATION:

Attached for the Board of Directors' consideration is the "Letter of Interest" for the unexpired term for Board vacancy running to December 2020.

Respectfully,



David D. Lopez
Secretary-Manager

Attachments: Letter of Interest
Notice of Vacancy
Government Code Section 1780

JOHN SKERBELIS

5546 Skyloft DR, Jurupa Valley Ca,
951-231-8811 TRNZDOC@G-MAIL.COM



1/8/19

RUBIDOUX COMMUNITY SERVICES DISTRICT.

BOARD OF DIRECTORS

My name is John Skerbelis , I am presenting my letter of interest to the board of directors to express my interest in the recent vacancy created.

I am familiar with the operations of the district and of the challenges ahead. I have been a Board member. Elected in 2010 and with the district on and off until May of 2015. I am a two-time past Board President. I feel I can hit the ground running.

I hope to be considered I am available to step in Immediately.

Sincerely,

JOHN SKERBELIS



Rubidoux Community Services District

Board of Directors

Armando Muniz
Bernard Murphy
F. Forest Trowbridge
Hank Trueba Jr.

Secretary-Manager

David D. Lopez




Water Resource Management Refuse Collection Street Lights Fire / Emergency Services Weed Abatement

NOTICE OF BOARD VACANCY TO THE RUBIDOUX COMMUNITY SERVICES DISTRICT BOARD OF DIRECTORS

Notice is hereby given that a vacancy exists on the Rubidoux Community Services District (District) Board of Directors (a public agency) and that the Members of the Board intend to make an appointment to the Board through the next regular general election - November 2020. The qualifications for this office require that candidates be registered electors with a primary resident status within the boundaries of the District. Interested individuals are requested to submit a "**Letter of Interest**" accompanied by a statement of qualifications and/or resume to the District administration office during normal working hours (Monday thru Friday between the hours of 8:00 AM to 5:00 PM). **All "Letters of Interest" must be received by the end of closing, Monday January 14, 2019.** Only original "**Letters of Interest**" will be considered; no faxes or emails.

The Board of Directors intends to interview all qualified individuals at their Special Board Meeting called for January, 17, 2019, at 4:00 PM. Further, the Board shall make the appointment pursuant to Government Code Section 1780.

Dated: December 20, 2018



David D. Lopez,
General Manager / Secretary to the Board

GOVERNMENT CODE - GOV



TITLE 1. GENERAL [100. - 7914.] (*Title 1 enacted by Stats. 1943, Ch. 134.*)
DIVISION 4. PUBLIC OFFICERS AND EMPLOYEES [1000. - 3599.] (*Division 4 enacted by Stats. 1943, Ch. 134.*)

CHAPTER 4. Resignations and Vacancies [1750. - 1782.] (*Chapter 4 enacted by Stats. 1943, Ch. 134.*)

ARTICLE 2. Vacancies [1770. - 1782.] (*Article 2 added by Stats. 1943, Ch. 134.*)

1780. (a) Notwithstanding any other provision of law, a vacancy in any elective office on the governing board of a special district, other than those specified in Section 1781, shall be filled pursuant to this section.

(b) The district shall notify the county elections official of the vacancy no later than 15 days after either the date on which the district board is notified of the vacancy or the effective date of the vacancy, whichever is later.

(c) The remaining members of the district board may fill the vacancy either by appointment pursuant to subdivision (d) or by calling an election pursuant to subdivision (e).

(d) (1) The remaining members of the district board shall make the appointment pursuant to this subdivision within 60 days after either the date on which the district board is notified of the vacancy or the effective date of the vacancy, whichever is later. The district shall post a notice of the vacancy in three or more conspicuous places in the district at least 15 days before the district board makes the appointment. The district shall notify the county elections official of the appointment no later than 15 days after the appointment.

(2) If the vacancy occurs in the first half of a term of office and at least 130 days prior to the next general district election, the person appointed to fill the vacancy shall hold office until the next general district election that is scheduled 130 or more days after the date the district board is notified of the vacancy, and thereafter until the person who is elected at that election to fill the vacancy has been qualified. The person elected to fill the vacancy shall hold office for the unexpired balance of the term of office.

(3) If the vacancy occurs in the first half of a term of office, but less than 130 days prior to the next general district election, or if the vacancy occurs in the second half of a term of office, the person appointed to fill the vacancy shall fill the balance of the unexpired term of office.

(e) (1) In lieu of making an appointment the remaining members of the board may within 60 days of the date the district board is notified of the vacancy or the effective date of the vacancy, whichever is later, call an election to fill the vacancy.

(2) The election called pursuant to this subdivision shall be held on the next established election date provided in Chapter 1 (commencing with Section 1000) of Division 1 of the Elections Code that is 130 or more days after the date the district board calls the election.

(f) (1) If the vacancy is not filled by the district board by appointment, or if the district board has not called for an election within 60 days of the date the district board is notified of the vacancy or the effective date of the vacancy, whichever is later, then the city council of the city in which the district is wholly located, or if the district is not wholly located within a city, the board of supervisors of the county representing the larger portion of the district area in which the election to fill the vacancy will be

held, may appoint a person to fill the vacancy within 90 days of the date the district board is notified of the vacancy or the effective date of the vacancy, whichever is later, or the city council or board of supervisors may order the district to call an election to fill the vacancy.

(2) The election called pursuant to this subdivision shall be held on the next established election date provided in Chapter 1 (commencing with Section 1000) of Division 1 of the Elections Code that is 130 or more days after the date the city council or board of supervisors calls the election.

(g) (1) If within 90 days of the date the district board is notified of the vacancy or the effective date of the vacancy, whichever is later, the remaining members of the district board or the appropriate board of supervisors or city council have not filled the vacancy and no election has been called for, then the district board shall call an election to fill the vacancy.

(2) The election called pursuant to this subdivision shall be held on the next established election date provided in Chapter 1 (commencing with Section 1000) of Division 1 of the Elections Code that is 130 or more days after the date the district board calls the election.

(h) (1) Notwithstanding any other provision of this section, if the number of remaining members of the district board falls below a quorum, then at the request of the district secretary or a remaining member of the district board, the appropriate board of supervisors or the city council shall promptly appoint a person to fill the vacancy, or may call an election to fill the vacancy.

(2) The board of supervisors or the city council shall only fill enough vacancies by appointment or by election to provide the district board with a quorum.

(3) If the vacancy occurs in the first half of a term of office and at least 130 days prior to the next general district election, the person appointed to fill the vacancy shall hold the office until the next general district election that is scheduled 130 or more days after the date the district board is notified of the vacancy, and thereafter until the person who is elected at that election to fill the vacancy has been qualified. The person elected to fill the vacancy shall hold office for the unexpired balance of the term of office.

(4) If the vacancy occurs in the first half of a term of office, but less than 130 days prior to the next general district election, or if the vacancy occurs in the second half of a term of office, the person appointed to fill the vacancy shall fill the balance of the unexpired term of office.

(5) The election called pursuant to this subdivision shall be held on the next established election date provided in Chapter 1 (commencing with Section 1000) of Division 1 of the Elections Code that is held 130 or more days after the date the city council or board of supervisors calls the election.

(Amended by Stats. 2007, Ch. 343, Sec. 4. Effective January 1, 2008.)

10. RECEIVE AND FILE STATEMENT OF CASH ASSET SCHEDULE
ENDING DECEMBER 2018:
DM 2019-02

Rubidoux Community Services District

Board of Directors

Armando Muniz
Bernard Murphy
F. Forest Trowbridge
Hank Trueba Jr.

Secretary-Manager

David D. Lopez



Water Resource Management Refuse Collection Street Lights Fire / Emergency Services Weed Abatement

DIRECTORS MEMORANDUM 2019-02

January 17, 2019

To: Rubidoux Community Services District
 Board of Directors

Subject: Receive and File December's Statement of Cash Asset Schedule

BACKGROUND:

Attached for the Board of Directors' consideration is the December 2018 Statement of Cash Asset Schedule Report for all District Fund Accounts. Our YTD interest is \$166,414.00 for District controlled accounts. With respect to District "Funds in Trust", we show \$7,529.00 which has been earned and posted. The District has a combined YTD interest earned total of \$173,943.01 as of December 31, 2018.

With respect to the District's Operating Funds (Excluding Restricted Funds and Operating Reserves), we show a balance of \$5,448,495.00 ending December 31, 2018. That's **\$510,332.00 LESS** than July 1, 2018, beginning balance of \$5,958,827.00.

Further, the District's Field/Admin Fund current fund balance is just over \$431,000.00.

Submitted for the Board of Directors consideration is the **December 2018, Statement of Cash Asset Schedule Report** for your review and acceptance this afternoon.

RECOMMENDATION:

Staff recommends to "**Receive and File**" the December 2018 Statement of Cash Asset Schedule Report to the Rubidoux Community Services District Board of Directors.

Respectfully,



David D. Lopez
Secretary-Manager

Attachment: December 2018, Cash Asset Schedule Report

RUBIDOUX COMMUNITY SERVICES DISTRICT

INVESTMENT SUMMARY - DECEMBER 31, 2018
CASH BASIS

	Beg. Balance 7/1/2018	YTD Int.	Other Activity YTD	Balance 12/31/2018	YTD Avg. Int. Rate
Fire Mitigation	\$1,364,248.54	\$12,726.46	\$2,445.00	\$1,379,420.00	0.92%
Wastewater CIP	3,213,075.36	20,333.30	68,600.50	3,302,009.16	0.62%
Water CIP	2,708,060.62	10,898.07	2,860.21	2,721,818.90	0.40%
Operating	5,958,827.58	47,663.21	(557,995.40)	5,448,495.39	0.87%
Water Operating Reserve	4,047,243.69	40,928.78	0.03	4,088,172.50	1.00%
Water Replacement Reserve	375,783.17	3,800.20	86,295.00	465,878.37	0.82%
COP Reserve	2,372,125.33	23,988.72	(20,100.00)	2,376,014.05	1.01%
Wastewater Operating Reserve	220,723.58	2,232.13	91,948.00	314,903.71	0.71%
Field/admin Fund	380,011.05	3,842.96	47,490.00	431,344.01	0.89%
Funds in Trust	746,011.29	7,529.18	-	753,540.47	1.00%
Total Investments	\$21,386,110.21	\$173,943.01	(\$278,456.66)	\$21,281,596.56	0.82%

\$0.00

RUBIDOUX COMMUNITY SERVICES DISTRICT
CASH ASSET SCHEDULE
INVESTMENT ACTIVITY
 FOR PERIOD DECEMBER 1, 2018 THRU DECEMBER 31, 2018
 CASH BASIS
FIRE MITIGATION

<u>DATE</u>	<u>INSTITUTION</u>	<u>INSTRUMENT</u>	<u>MATURITY</u>	<u>STATUS</u>	<u>PURCHASE / REDEEM</u>	<u>INT. RATE</u>	<u>INTEREST</u>	<u>PAR/ BALANCE</u>	<u>TOTAL</u>
12/1/2018	Premier Bank	CD		Beg. Bal.				170,000.20	
	Premier Bank			Interest	-	1.00	-	170,000.20	
	Premier Bank			Redeem	-			170,000.20	
12/31/2018	Premier Bank	CD	10/3/2019	Purchase	-			170,000.20	
12/1/2018	Premier Bank	Checking		Beg. Bal.				8,835.50	
	Premier Bank	Fire Mitig		Activity	-	0.00	-	8,835.50	
12/31/2018	Premier Bank			End Bal.	-			8,835.50	
12/1/2018	LAIF	Fire Mitigation		Beg. Bal.				1,184,530.38	
	LAIF			Interest		2.29	-	1,184,530.38	
12/31/2018	LAIF			Activity	815.00			1,185,345.38	
12/1/2018	Premier Bank	Safekeeping		Beg. Bal.				15,238.92	
				Activity	-	0.00	-	-	
12/31/2018	Premier Bank			End Bal.				15,238.92	1,379,420.00

RUBIDOUX COMMUNITY SERVICES DISTRICT
CASH ASSET SCHEDULE
INVESTMENT ACTIVITY
 FOR PERIOD DECEMBER 1, 2018 THRU DECEMBER 31, 2018
 CASH BASIS
WASTEWATER CIP FUNDS

<u>DATE</u>	<u>INSTITUTION</u>	<u>INSTRUMENT</u>	<u>MATURITY</u>	<u>STATUS</u>	<u>PURCHASE / REDEEM</u>	<u>INT. RATE</u>	<u>INTEREST</u>	<u>PAR/ BALANCE</u>	<u>TOTAL</u>
12/1/2018	LAIF	Sewer Mainline		Beg. Bal.				1,969,514.19	
	LAIF			Interest		2.29	-	1,969,514.19	
12/31/2018	LAIF			Activity	6,800.00			1,976,314.19	
12/1/2018	LAIF	Sewer WWR		Beg. Bal.				46,161.82	
	LAIF			Interest		2.29	-	46,161.82	
12/31/2018	LAIF			Activity	9,035.50			55,197.32	
12/1/2018	CBB-CDARS	CD		Beg. Bal.				600,000.00	
	CBB-CDARS			Interest	76.45	0.05	-	600,000.00	
	CBB-CDARS			Redeem	-			600,000.00	
12/31/2018	CBB-CDARS	CD	2/21/2019	Purchase	-			600,000.00	
12/1/2018	CBB-CDARS	CD		Beg. Bal.				600,000.00	
	CBB-CDARS			Interest	76.45	0.05	-	600,000.00	
	CBB-CDARS			Redeem	-			600,000.00	
12/31/2018	CBB-CDARS	CD	2/28/2019	Purchase	-			600,000.00	
12/1/2018	CBB	Safekeeping		Beg. Bal.				70,344.09	
	CBB			Activity		0.10	153.56	-	
12/31/2018	CBB			End Bal.				70,497.65	3,302,009.16

RUBIDOUX COMMUNITY SERVICES DISTRICT
CASH ASSET SCHEDULE
INVESTMENT ACTIVITY
 FOR PERIOD DECEMBER 1, 2018 THRU DECEMBER 31, 2018
 CASH BASIS
WATER CIP FUNDS

<u>DATE</u>	<u>INSTITUTION</u>	<u>INSTRUMENT</u>	<u>MATURITY</u>	<u>STATUS</u>	<u>PURCHASE / REDEEM</u>	<u>INTEREST RATE</u>	<u>INTEREST</u>	<u>PAR/ BALANCE</u>	<u>TOTAL</u>
12/1/2018	LAIF	Water Mainline		Beg. Bal.				710,882.82	
12/31/2018	LAIF			Interest		2.29	-	710,882.82	
	LAIF			Activity	10,200.00			721,082.82	
12/1/2018	Premier Bank	CD		Beg. Bal.				575,000.00	
	Premier Bank			Activity	-	1.00	-	575,000.00	
	Premier Bank			Redeem	-		-	575,000.00	
12/31/2018	Premier Bank	CD	10/3/2019	Purchase	-		-	575,000.00	
12/1/2018	Citizens Bus	CD		Beg. Bal.				225,000.00	
	Citizens Bus			Activity	-	0.25	-	225,000.00	
	Citizens Bus			Redeem	-	n/a	-	225,000.00	
12/31/2018	Citizens Bus	CD	4/29/2019	Purchase	-		-	225,000.00	
12/1/2018	CBB-CDARS	CD		Beg. Bal.				500,000.00	
	CBB-CDARS			Activity	-	0.05	-	500,000.00	
	CBB-CDARS			Redeem	-	n/a	-	500,000.00	
12/31/2018	CBB-CDARS	CD	1/24/2019	Purchase	-		-	500,000.00	
12/1/2018	CBB-CDARS	CD		Beg. Bal.				630,000.00	
	CBB-CDARS			Activity	-	0.05	-	630,000.00	
	CBB-CDARS			Redeem	-	n/a	-	630,000.00	
12/31/2018	CBB-CDARS	CD	1/24/2019	Purchase	-		-	630,000.00	

RUBIDOUX COMMUNITY SERVICES DISTRICT
CASH ASSET SCHEDULE
INVESTMENT ACTIVITY
 FOR PERIOD DECEMBER 1, 2018 THRU DECEMBER 31, 2018
 CASH BASIS

12/1/2018	Premier Bank	Safekeeping	Beg. Bal.	51,639.79
	Premier Bank		Activity	51,639.79
12/31/2018	Premier Bank		End Bal.	51,639.79
				-
			1.00	
			-	
12/1/2018	CBB	Safekeeping	Beg. Bal.	19,091.42
	CBB		Activity	
12/31/2018	CBB		End Bal.	19,096.29
			4.87	
			0.10	
			-	
				2,721,818.90

RUBIDOUX COMMUNITY SERVICES DISTRICT
CASH ASSET SCHEDULE
INVESTMENT ACTIVITY

FOR PERIOD DECEMBER 1, 2018 THRU DECEMBER 31, 2018
 CASH BASIS

OPERATING FUNDS

<u>DATE</u>	<u>INSTITUTION</u>	<u>INSTRUMENT</u>	<u>MATURITY</u>	<u>STATUS</u>	<u>DEPOSIT/ WITHDRAW</u>	<u>INTEREST RATE</u>	<u>INTEREST</u>	<u>PAR/ BALANCE</u>	<u>TOTAL</u>
12/1/2018	Premier Bank	Checking-Gen.		Beg. Bal.				126,308.67	
	Premier Bank			Deposits	1,260,496.27	0.00	-	1,386,804.94	
12/31/2018	Premier Bank			Disbursements	(1,114,681.23)			272,123.71	
12/1/2018	Premier Bank	Checking		Beg. Bal.				9,854.27	
	Premier Bank	Property Tax		Deposits	620,325.89	0.00	-	630,180.16	
12/31/2018	Premier Bank			Disbursements	(7,000.00)			623,180.16	
12/1/2018	Premier Bank	Checking-Sewer		Beg. Bal.				8,153.60	
	Premier Bank			Deposits	263,391.84	0.00	-	271,545.44	
12/31/2018	Premier Bank			Disbursements	(266,719.87)			4,825.57	
12/1/2018	Premier Bank	Checking-Water		Beg. Bal.				778,842.92	
	Premier Bank			Deposits	1,153,878.93	0.00	-	1,932,721.85	
12/31/2018	Premier Bank			Disbursements	(1,263,964.43)			668,757.42	

RUBIDOUX COMMUNITY SERVICES DISTRICT
CASH ASSET SCHEDULE
INVESTMENT ACTIVITY
 FOR PERIOD DECEMBER 1, 2018 THRU DECEMBER 31, 2018
 CASH BASIS
OPERATING FUNDS

<u>DATE</u>	<u>INSTITUTION</u>	<u>INSTRUMENT</u>	<u>MATURITY</u>	<u>STATUS</u>	<u>DEPOSIT/ WITHDRAW</u>	<u>INTEREST RATE</u>	<u>INTEREST</u>	<u>PAR/ BALANCE</u>	<u>TOTAL</u>
12/1/2018	Premier Bank	CD		Beg. Bal.				255,000.00	
	Premier Bank			Activity	-	1.00	-	255,000.00	
	Premier Bank			Redeem	-			255,000.00	
12/31/2018	Premier Bank	CD	2/3/2019	Purchase	-			255,000.00	
12/1/2018	Premier Bank	Operations		Beg. Bal				19,621.87	
	Premier Bank	Safekeeping		Deposits	-	0.00	-	19,621.87	
12/31/2018	Premier Bank			Disbursements				19,621.87	
12/1/2018	LAIF	Gen. Fund-Prop Tax		Beg. Bal				2,422,955.76	
	LAIF	Qtrly. Interest		Deposits	-	2.29	-	2,422,955.76	
12/31/2018	LAIF			Disbursements	(405,000.00)			2,017,955.76	
12/1/2018	LAIF	Water Op.		Beg. Bal				1,461,025.36	
	LAIF	Qtrly. Interest		Deposits	60,275.00	2.29	-	1,521,300.36	
12/31/2018	LAIF			Disbursements	(108,029.50)			1,413,270.86	
12/1/2018	LAIF	Sewer Op.		Beg. Bal				112,795.54	
	LAIF	Qtrly. Interest		Deposits	115,000.00	2.29	-	227,795.54	
12/31/2018	LAIF			Disbursements	(54,035.50)			173,760.04	5,448,495.39

RUBIDOUX COMMUNITY SERVICES DISTRICT
CASH ASSET SCHEDULE
INVESTMENT ACTIVITY
 FOR PERIOD DECEMBER 1, 2018 THRU DECEMBER 31, 2018
 CASH BASIS
RESERVED FUNDS

<u>DATE</u>	<u>INSTITUTION</u>	<u>INSTRUMENT</u>	<u>MATURITY</u>	<u>STATUS</u>	<u>DEPOSIT/ WITHDRAW</u>	<u>INTEREST RATE</u>	<u>INTEREST</u>	<u>PAR/ BALANCE</u>	<u>TOTAL</u>
12/1/2018	LAIF	Water Op. Reserve		Beg. Bal				4,088,172.50	
	LAIF	Qtrly. Interest		Deposits	-	2.29	-	4,088,172.50	
12/31/2018	LAIF			Disbursements	-			4,088,172.50	
12/1/2018	LAIF	W.R.		Beg. Bal				441,178.37	
	LAIF	Qtrly. Interest		Deposits	24,700.00	2.29	-	465,878.37	
12/31/2018	LAIF			Disbursements	-			465,878.37	
12/1/2018	LAIF	COP-Payback		Beg. Bal				2,218,714.05	
	LAIF	Qtrly. Interest		Deposits	157,300.00	2.29	-	2,376,014.05	
12/31/2018	LAIF			Disbursements	-			2,376,014.05	
12/1/2018	LAIF	Field/Admin Bldg.		Beg. Bal				423,314.51	
	LAIF	Qtrly Interest		Deposits	8,029.50	2.29	-	431,344.01	
12/31/2018	LAIF			Disbursements	-			431,344.01	
12/1/2018	LAIF	Wastewater Reserve		Beg. Bal				314,903.71	
	LAIF	Qtrly. Interest		Deposits	-	2.29	-	314,903.71	
12/31/2018	LAIF			Disbursements	-			314,903.71	7,676,312.64

RUBIDOUX COMMUNITY SERVICES DISTRICT
CASH ASSET SCHEDULE
INVESTMENT ACTIVITY
 FOR PERIOD DECEMBER 1, 2018 THRU DECEMBER 31, 2018
 CASH BASIS
FUNDS IN TRUST


<u>DATE</u>	<u>INSTITUTION</u>	<u>INSTRUMENT</u>	<u>MATURITY</u>	<u>STATUS</u>	<u>PURCHASE / REDEEM</u>	<u>INTEREST RATE</u>	<u>INTEREST</u>	<u>PAR/ BALANCE</u>	<u>TOTAL</u>
12/1/2018	U.S. Bank	COP's Refunding-Series 1998 Install Sale	17,380.34		-	0.17		751,010.72	
12/31/2018		Reserve-LAIF	733,606.42			0.78		751,010.72	
								751,010.72	
12/1/2018	Premier Bank	Fiscal Agent-SRL MN Plant	Beg. Bal			0.20		2,529.11	
12/31/2018			Deposits		-		0.64	2,529.75	
			Disbursements		-			2,529.75	753,540.47
TOTAL CASH FUNDS									21,281,596.56

RCSD PORTFOLIO HOLDINGS REPORT
DECEMBER 31, 2018

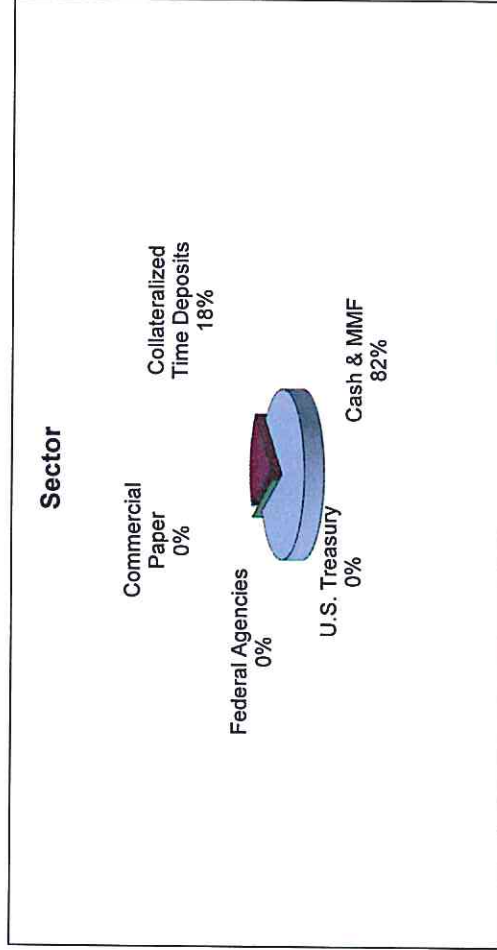
<u>Par \$</u>	<u>Issuer</u>	<u>Maturity</u>	<u>Acquisition Cost</u>	<u>Current Market</u>	<u>Gain/Loss</u>	<u>Yld Mat</u>
AGENCY						
	Subtotals		-	-	-	
U.S. TREASURIES						
COMMERCIAL PAPER						
	Subtotals		-	-	-	
COLLATERALIZED TIME DEPOSITS						
170,000.00	Premier	10/3/2019	170,000.20	170,000.20		0.60
500,000.00	Citizens CDARS	1/24/2019	500,000.00	500,000.00		0.05
630,000.00	Citizens CDARS	1/24/2019	630,000.00	630,000.00		0.05
575,000.00	Premier	10/3/2019	575,000.00	575,000.00		0.60
255,000.00	Premier	2/3/2019	255,000.00	255,000.00		0.60
600,000.00	Citizens CDARS	2/28/2019	600,000.00	600,000.00		0.05
600,000.00	Citizens CDARS	2/21/2019	600,000.00	600,000.00		0.05
225,000.00	Citizens Business Bank	4/29/2019	225,000.00	225,000.00		0.25
	Subtotals		3,555,000.20	3,555,000.20	-	
CASH EQUIVALENT & MONEY MARKET						
15,219,239.26	LAIF	-	15,219,239.26	15,219,239.26		0.88
632,015.66	CHECK-PPBI-Fire- Prop tax		632,015.66	632,015.66		-
176,094.52	SAFEKEEPING		176,094.52	176,094.52		-
	Subtotals		16,027,349.44	16,027,349.44		
GRAND TOTALS			19,582,349.64	19,582,349.64	-	

RCSD Investment Portfolio
December 31, 2018

<u>Maturity</u>	<u>Assets</u>
30 days or less	17,157,349.44
31-90 Days	1,455,000.00
91 Day - 1 Year	970,000.20
Total	<u>19,582,349.64</u>



<u>Sector</u>	<u>Assets</u>
Cash & MMF	16,027,349.44
U.S. Treasury	-
Federal Agencies	-
Commercial Paper	-
Collateralized Time Deposits	3,555,000.20
Total	<u>19,582,349.64</u>



11. **CLOSED EXECUTIVE SESSION** – Pursuant to Government Code Section 54956.9: Legal Counsel Status on Litigation Case No. CVDS 1310520, City of Riverside vs. Rubidoux Community Services District

12. DIRECTORS COMMENTS – NON ACTION

13. ADJOURNMENT